



US00D804086S

(12) **United States Design Patent** (10) **Patent No.:** **US D804,086 S**  
**Miller et al.** (45) **Date of Patent:** **\*\* Nov. 28, 2017**

(54) **LUMINAIRE HAVING MULTIPLE ILLUMINATION PANELS**

(71) Applicant: **ABL IP Holding LLC**, Decatur, GA (US)  
(72) Inventors: **Joshua Miller**, Highlands Ranch, CO (US); **Kevin F. Leadford**, Evergreen, CO (US); **Peter K. Nelson**, Denver, CO (US); **Christopher D. Slaughter**, Denver, CO (US); **Christopher J. Sorensen**, Denver, CO (US); **Carl T. Gould**, Golden, CO (US)

(73) Assignee: **ABL IP Holding LLC**, Atlanta, GA (US)

(\*\*) Term: **15 Years**

(21) Appl. No.: **29/561,935**

(22) Filed: **Apr. 21, 2016**

(51) **LOC (10) Cl.** ..... **26-99**

(52) **U.S. Cl.**  
USPC ..... **D26/120**

(58) **Field of Classification Search**  
USPC ..... D26/74, 72, 75, 76, 77, 808, 85, 88, 89, D26/118, 113, 120

(Continued)

(56) **References Cited**

**U.S. PATENT DOCUMENTS**

D123,048 S \* 10/1940 Doane ..... D26/76  
D212,722 S \* 11/1968 Kahn ..... D26/76

(Continued)

**FOREIGN PATENT DOCUMENTS**

CA D. 20709 7/2017  
WO 2014070684 5/2014

**OTHER PUBLICATIONS**

Phillips, "IntelliWhite LED Lighting", Color Kinetics, available online at <<http://www.colorkinetics.com/ls/intelliwhite/intelliwhite.html>>, May 16, 2014, 1 page.

(Continued)

*Primary Examiner* — Brian N Vinson

(74) *Attorney, Agent, or Firm* — Kilpatrick Townsend & Stockton, LLP

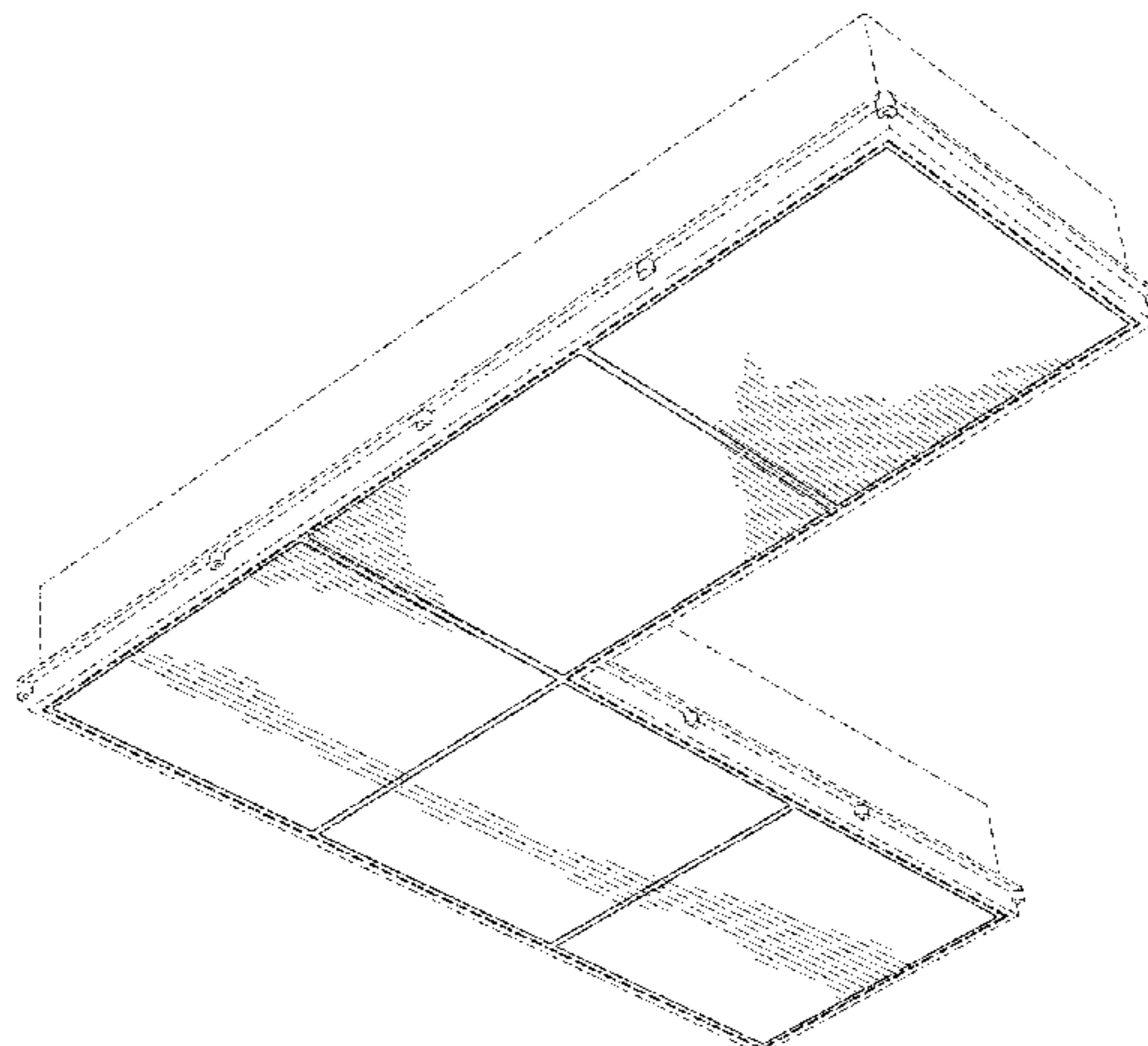
(57) **CLAIM**

The ornamental design for a luminaire having multiple illumination panels, as shown and described.

**DESCRIPTION**

FIG. 1 is a plan view, as seen from below, of the luminaire having multiple illumination panels;  
FIG. 2 is a perspective view, as seen from below, of the luminaire having multiple illumination panels; and  
FIG. 3 is a plan view, as seen from below, of the luminaire having multiple illumination panels, with a first one of the illumination panels being illuminated from within.  
FIG. 4 is a plan view, as seen from below, of the luminaire having multiple illumination panels, with a second one of the illumination panels being illuminated from within.  
FIG. 5 is a plan view, as seen from below, of the luminaire having multiple illumination panels, with a third one of the illumination panels being illuminated from within.  
FIG. 6 is a plan view, as seen from below, of the luminaire having multiple illumination panels, with a fourth one of the illumination panels being illuminated from within; and,  
FIG. 7 is a plan view, as seen from below, of the luminaire having multiple illumination panels, with a fifth one of the illumination panels being illuminated from within.  
Light broken lines represent portions of the luminaire which form no part of the claimed design. Heavy broken lines represent an unclaimed boundary between the claimed design and those portions of the luminaire which form no part of the claimed design. The broken radiating lines which emanate from portions of the claimed design indicate only that the portion is illuminated, but otherwise form no part of the claimed design.

**1 Claim, 7 Drawing Sheets**



(58) **Field of Classification Search**

CPC ..... F21V 29/2262; F21V 7/06; F21V 21/044;  
F21V 21/047; F21V 29/2212; F21V  
29/2225; F21V 29/2256; F21V 29/225;  
F21V 29/2268; F21Y 2111/002; F21S  
8/02; F21S 8/026

See application file for complete search history.

(56) **References Cited**

U.S. PATENT DOCUMENTS

D480,494 S \* 10/2003 Targetti ..... D26/77  
D625,877 S \* 10/2010 Hsu ..... D26/80  
D633,244 S \* 2/2011 Kramer ..... D26/80  
D661,421 S \* 6/2012 Hor ..... D26/84  
8,328,375 B2 12/2012 Diekmann et al.  
8,829,822 B2 9/2014 Laski et al.  
D784,593 S \* 4/2017 Ambrozus ..... D26/74  
2015/0289344 A1 10/2015 Leadford et al.  
2015/0345724 A1 12/2015 Leadford et al.

OTHER PUBLICATIONS

Office Action for Canadian Industrial Design Application No. CA  
171,139, dated Jul. 17, 2017 (1 page).  
Office Action for Canadian Industrial Design Application No. CA  
171,141, dated Jul. 17, 2017 (1 page).  
Office Action for Canadian Industrial Design Application No. CA  
171,142, dated Jul. 17, 2017 (1 page).

\* cited by examiner

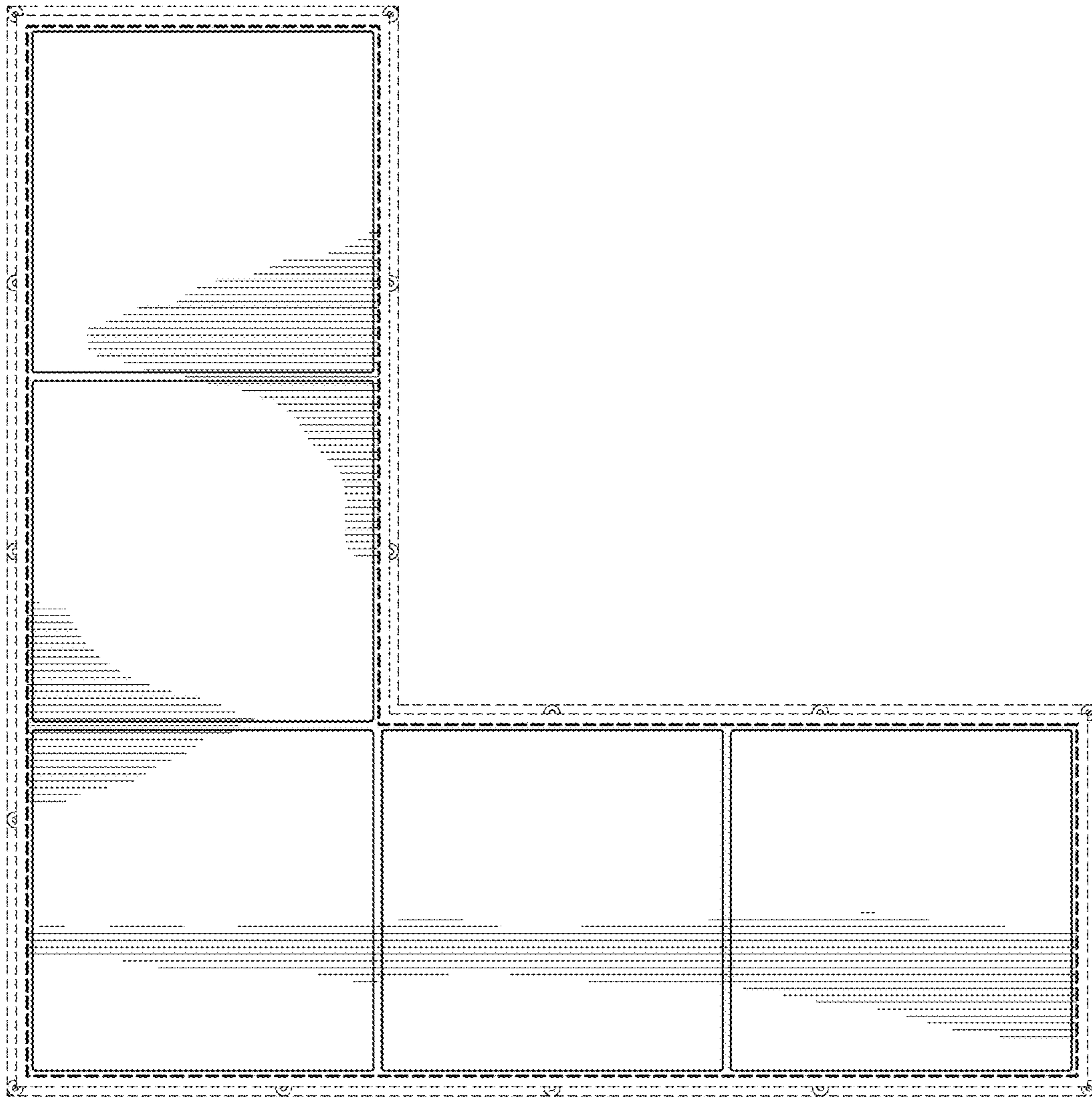


FIG. 1

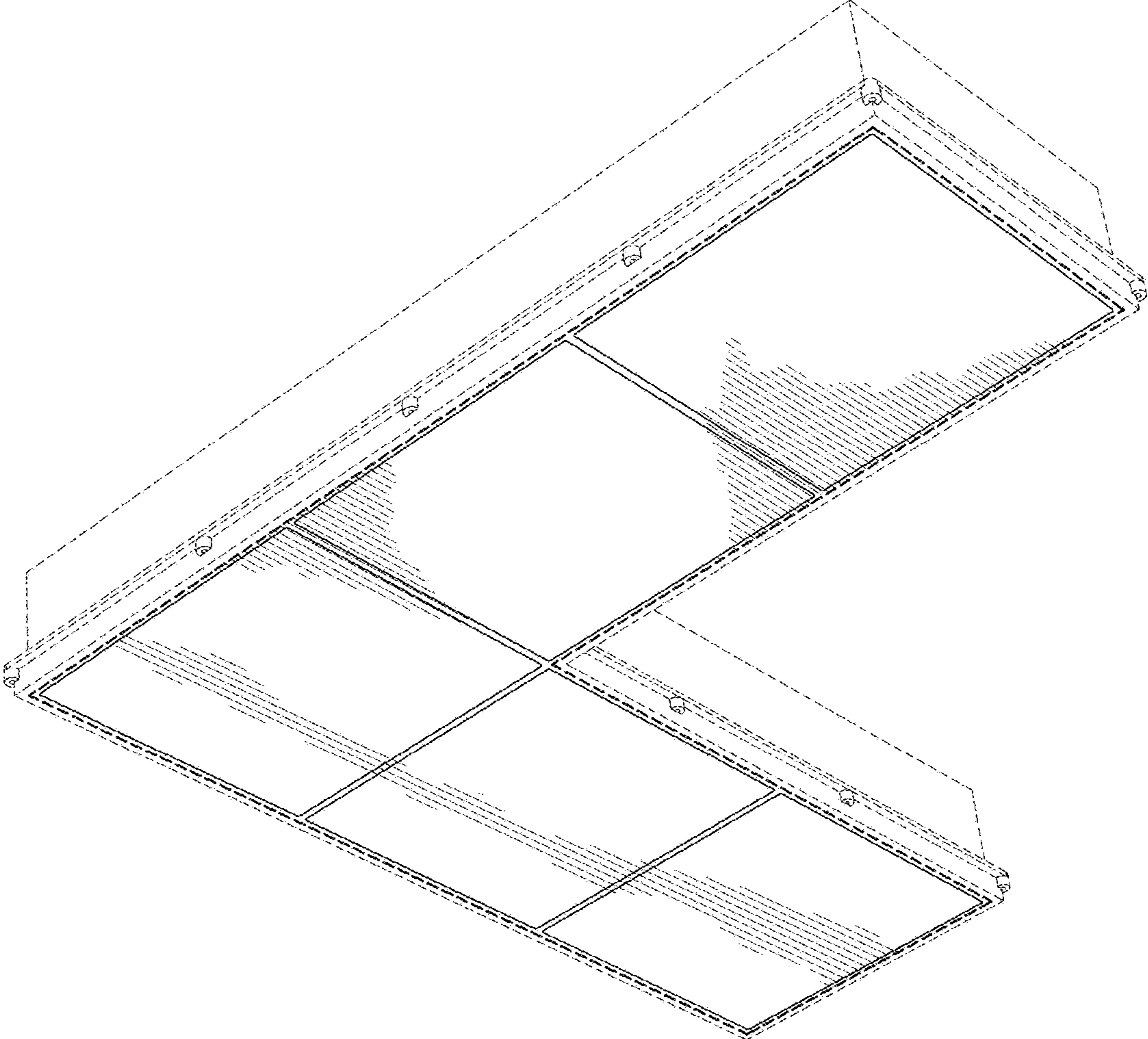


FIG.2

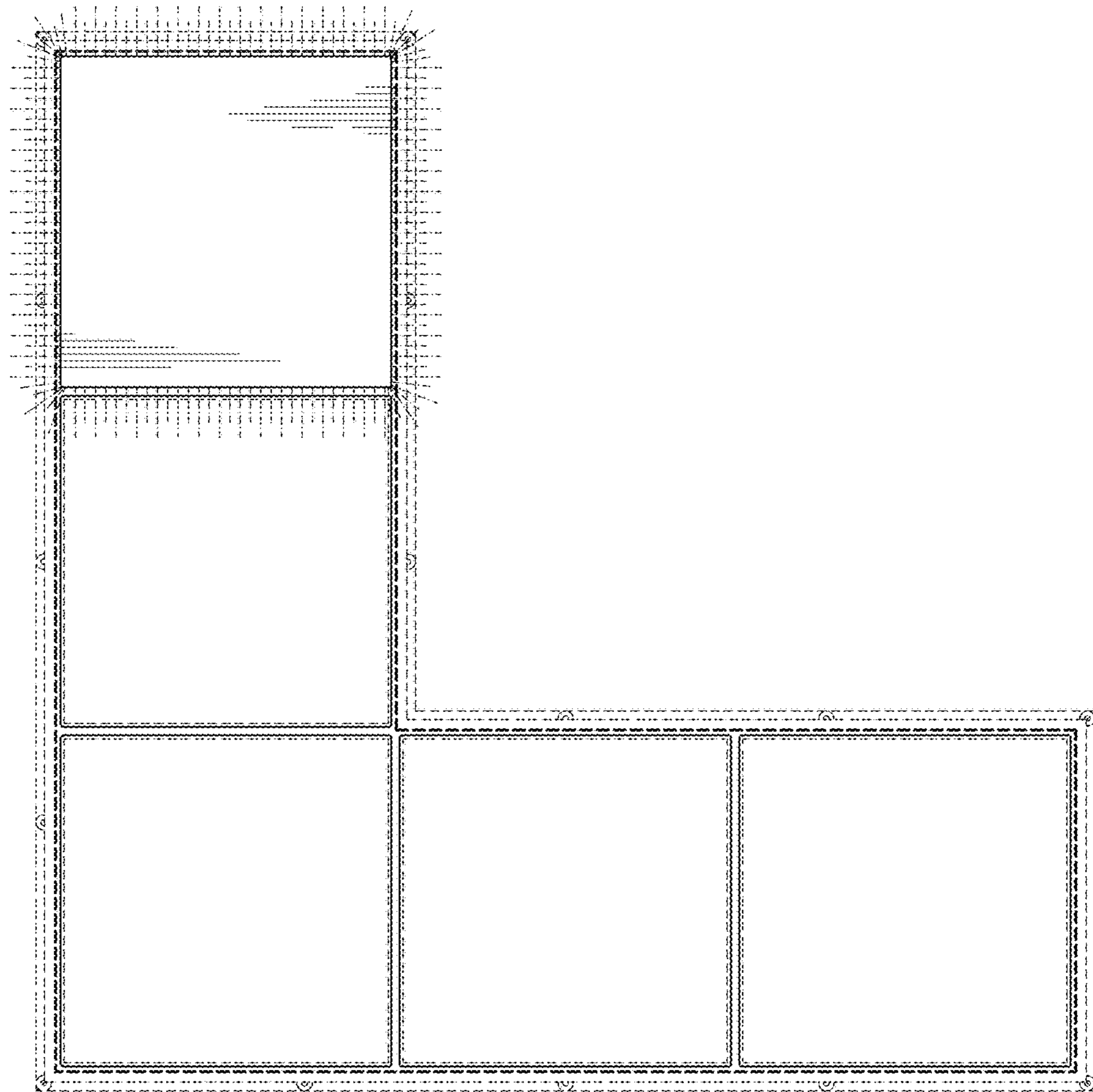


FIG. 3




FIG.4

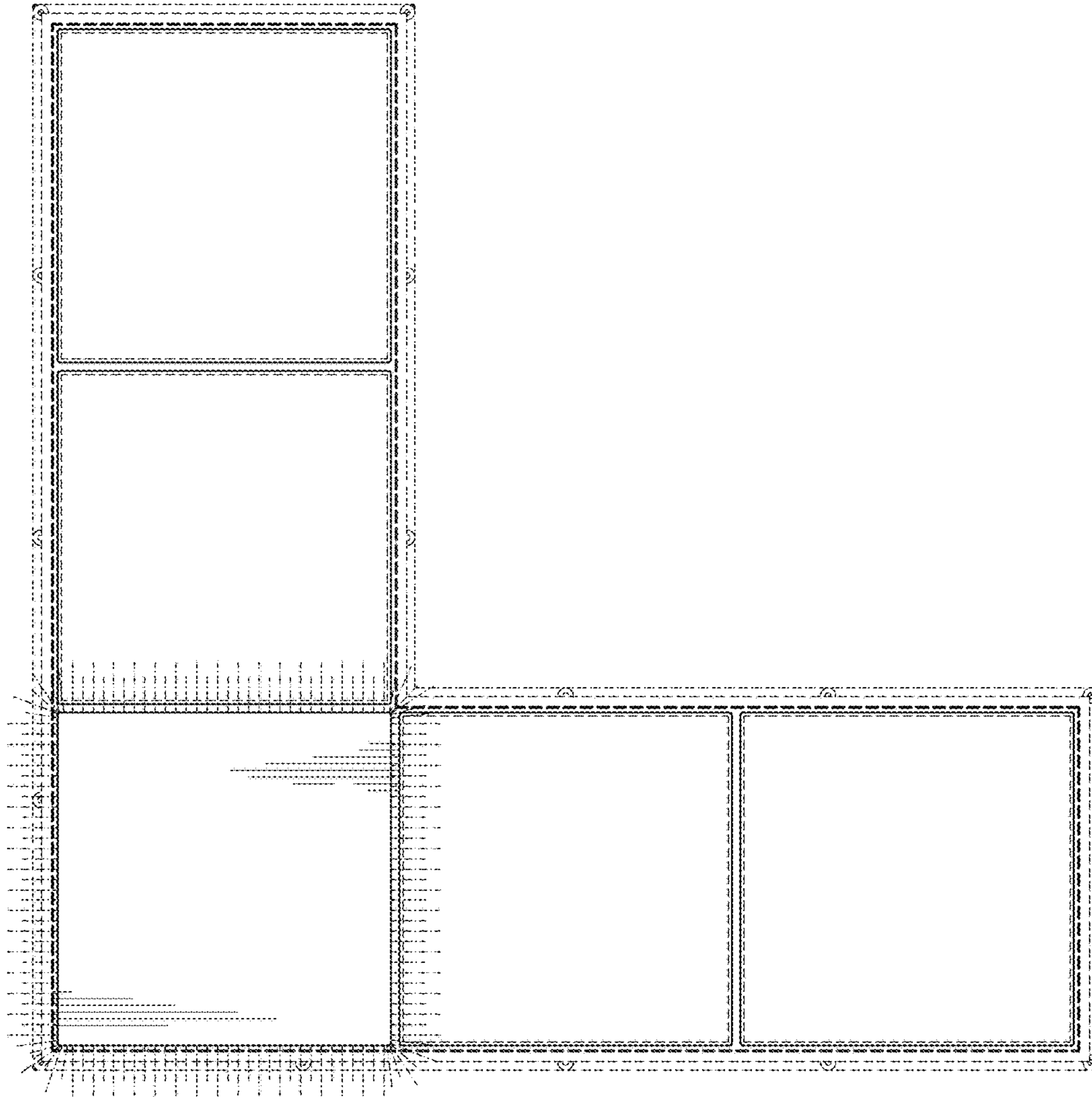


FIG. 5

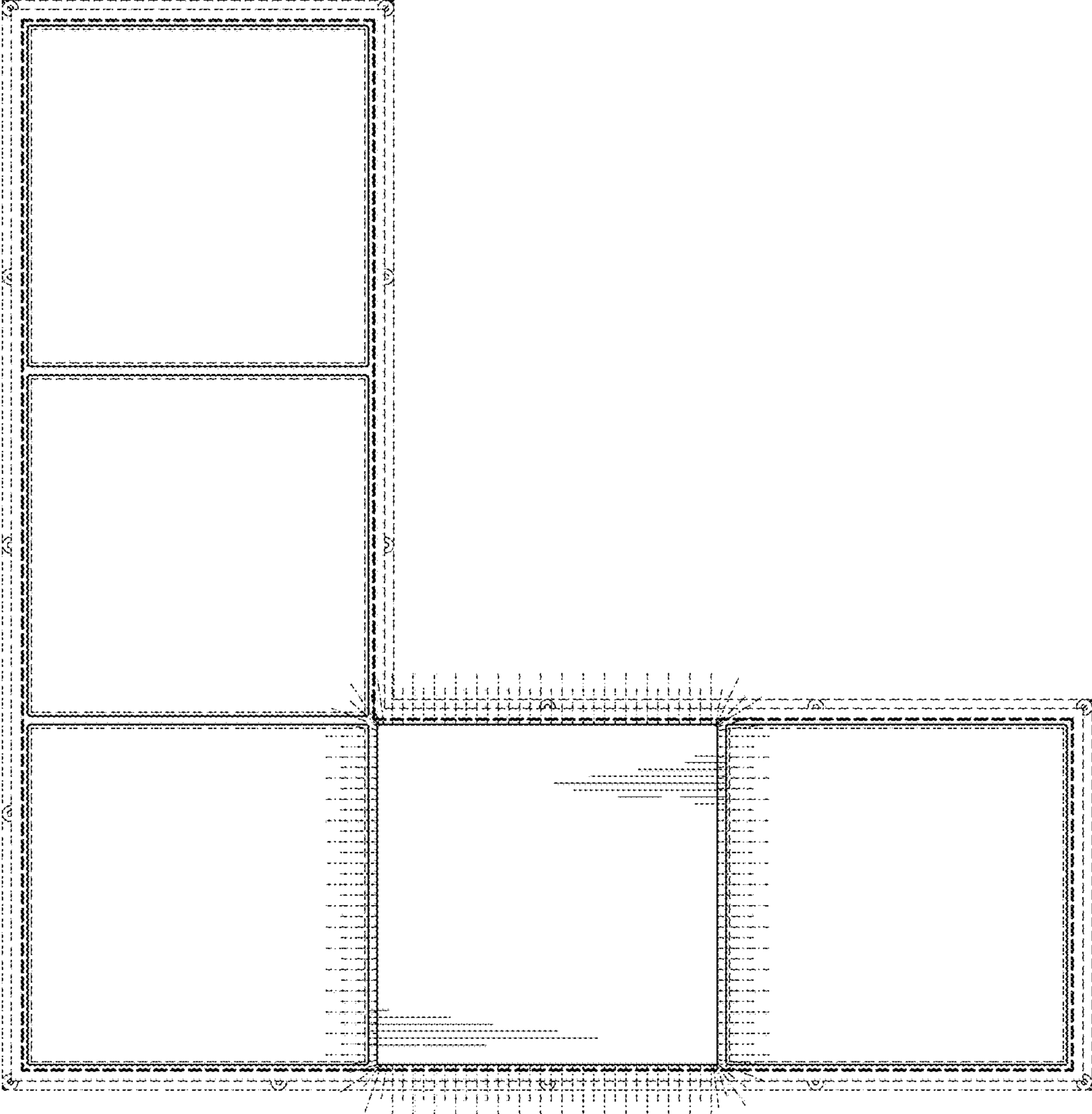


FIG.6



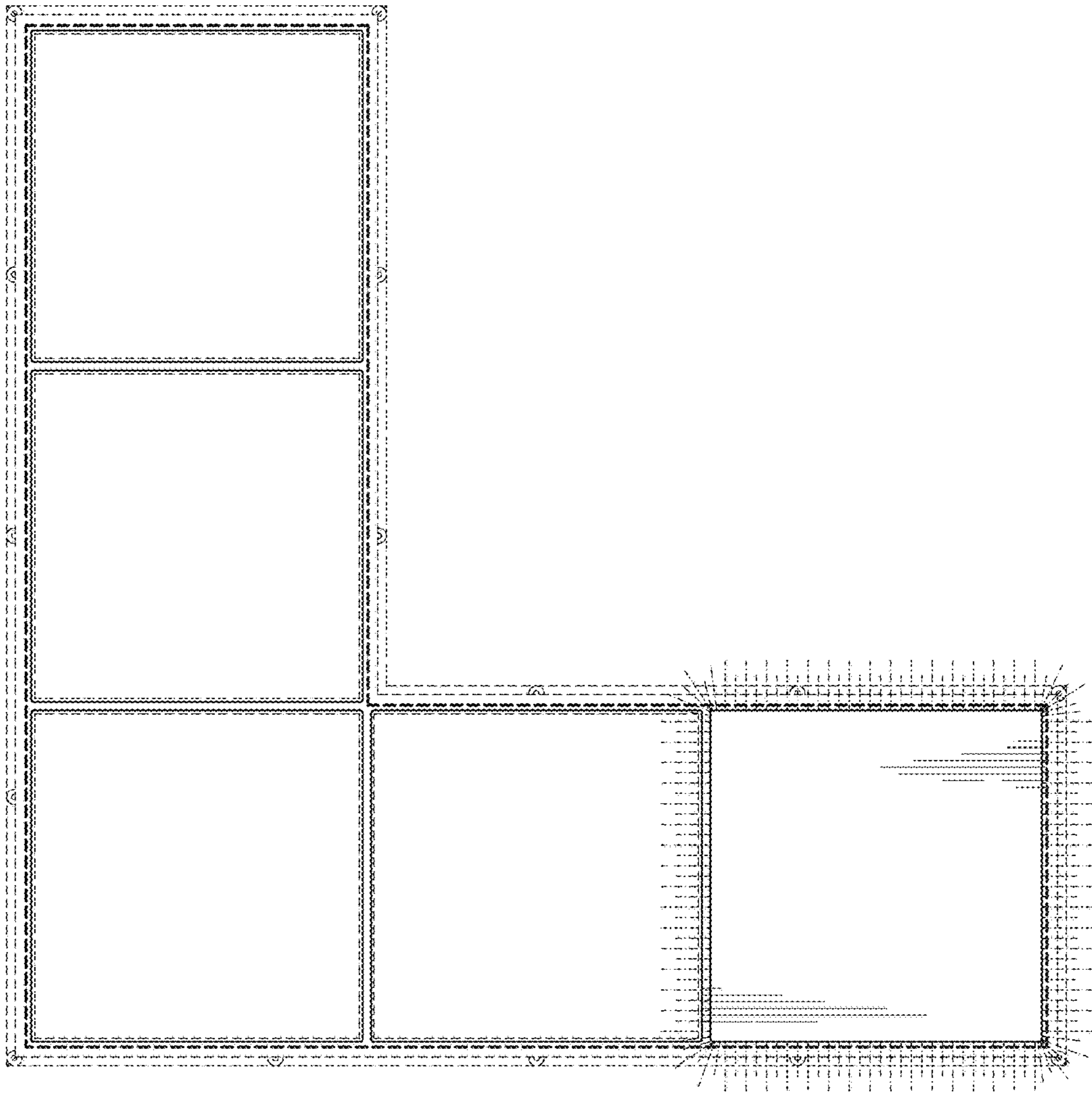


FIG. 7