



US00D804043S

(12) **United States Design Patent** (10) **Patent No.:** **US D804,043 S**
Gildersleeve (45) **Date of Patent:** **** Nov. 28, 2017**

(54) **PADDED TAPE**

FOREIGN PATENT DOCUMENTS

(71) Applicant: **DJO, LLC**, Vista, CA (US)

DE 19640263 4/1998
EP 1290956 3/2003

(72) Inventor: **Richard Gildersleeve**, Carlsbad, CA (US)

(Continued)

(73) Assignee: **DJO, LLC**, Vista, CA (US)

OTHER PUBLICATIONS

(**) Term: **15 Years**

Sports Insight Magazine, <http://digital.turn-page.com/i/591531-sports-insight-november-2015>, A Formula4 Media Publication, Nov./Dec. 2015, pp. 36-37.

(21) Appl. No.: **29/545,450**

(Continued)

(22) Filed: **Nov. 12, 2015**

Primary Examiner — George D. Kirschbaum

(51) **LOC (10) Cl.** **24-01**

Assistant Examiner — Jennifer L Watkins

(52) **U.S. Cl.**

(74) *Attorney, Agent, or Firm* — Knobbe Martens Olson & Bear LLP

USPC **D24/189**

(58) **Field of Classification Search**

(57) **CLAIM**

USPC D24/188–192; D5/1–3, 39, 43, 58, 60; D19/67, 69

The ornamental design for a padded tape, as shown and described.

CPC A61L 15/26; A61L 15/58; A61L 15/60; A61F 13/0203; A61F 13/0223; A61F 2013/00846; A61F 13/022; A61F 13/0246; A61F 13/0276; A61F 2013/00578; A61F 2013/00587; A61F 2013/00604; A61F 2013/00804

DESCRIPTION

See application file for complete search history.

FIG. 1 is a perspective view of a padded tape in accordance with the present invention.

(56) **References Cited**

U.S. PATENT DOCUMENTS

D100,536 S * 7/1936 Beniston D5/47
3,404,406 A 10/1968 Balliet
3,457,919 A 7/1969 Harbard et al.
3,581,883 A 6/1971 Whitney
3,775,526 A 11/1973 Gilmore
4,505,976 A 3/1985 Doehnert
4,733,659 A 3/1988 Edenbaum et al.
4,740,416 A 4/1988 Decoste, Jr. et al.
4,926,503 A 5/1990 Wingo, Jr.
5,055,340 A 10/1991 Matsumura et al.
5,203,764 A 4/1993 Libbey

FIG. 2 is a top view of the padded tape of FIG. 1.

FIG. 3 is a bottom view of the padded tape of FIG. 1.

FIG. 4 is a front view of the padded tape of FIG. 1.

FIG. 5 is a back view of the padded tape of FIG. 1.

FIG. 6 is a left end view of the padded tape of FIG. 1.

FIG. 7 is a right end view of the padded tape of FIG. 1.

FIG. 8 is a perspective view of the padded tape of FIG. 1 in a roll shape.

FIG. 9 is a top view of the padded tape of FIG. 8.

FIG. 10 is a bottom view of the padded tape of FIG. 8.

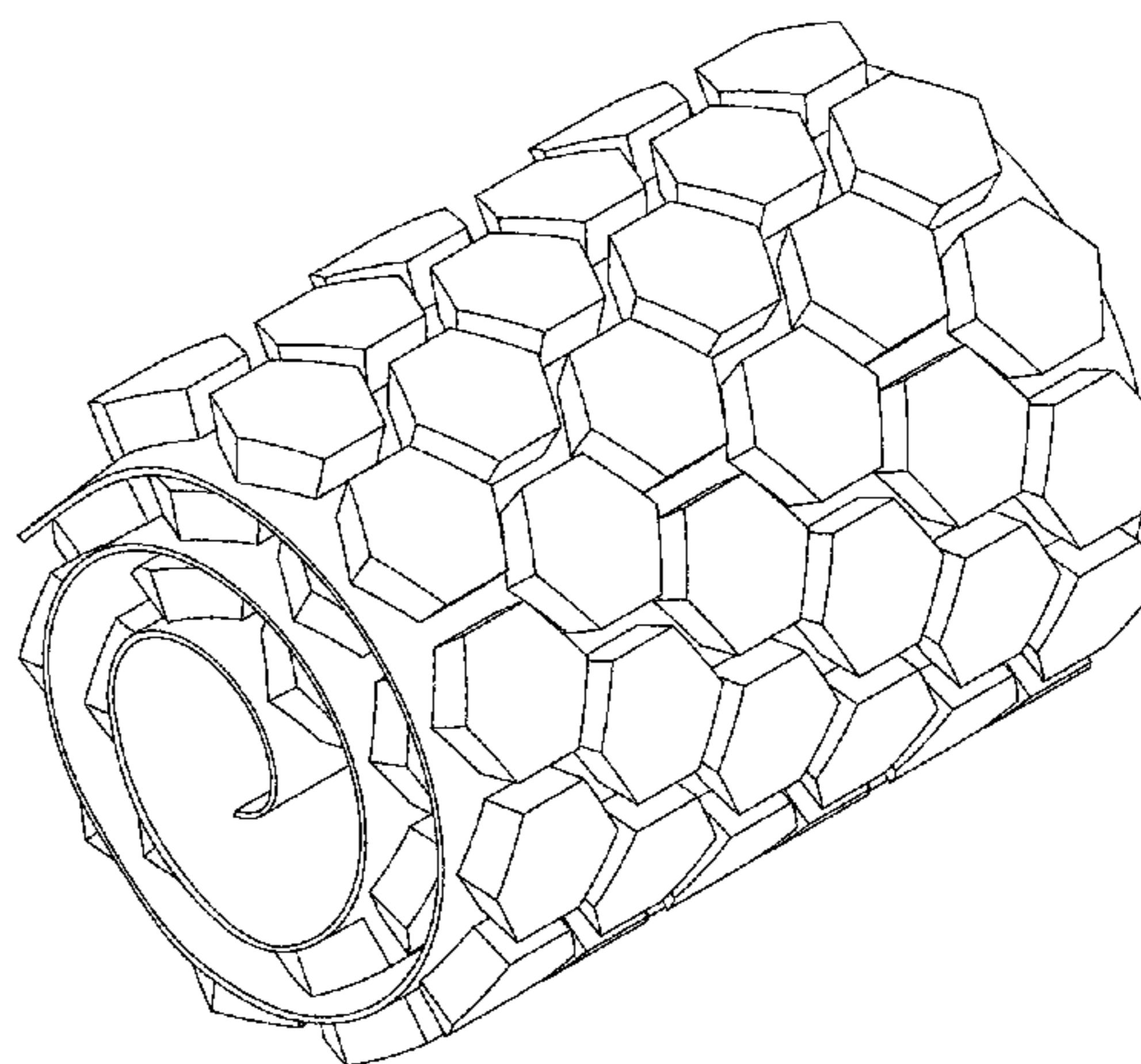
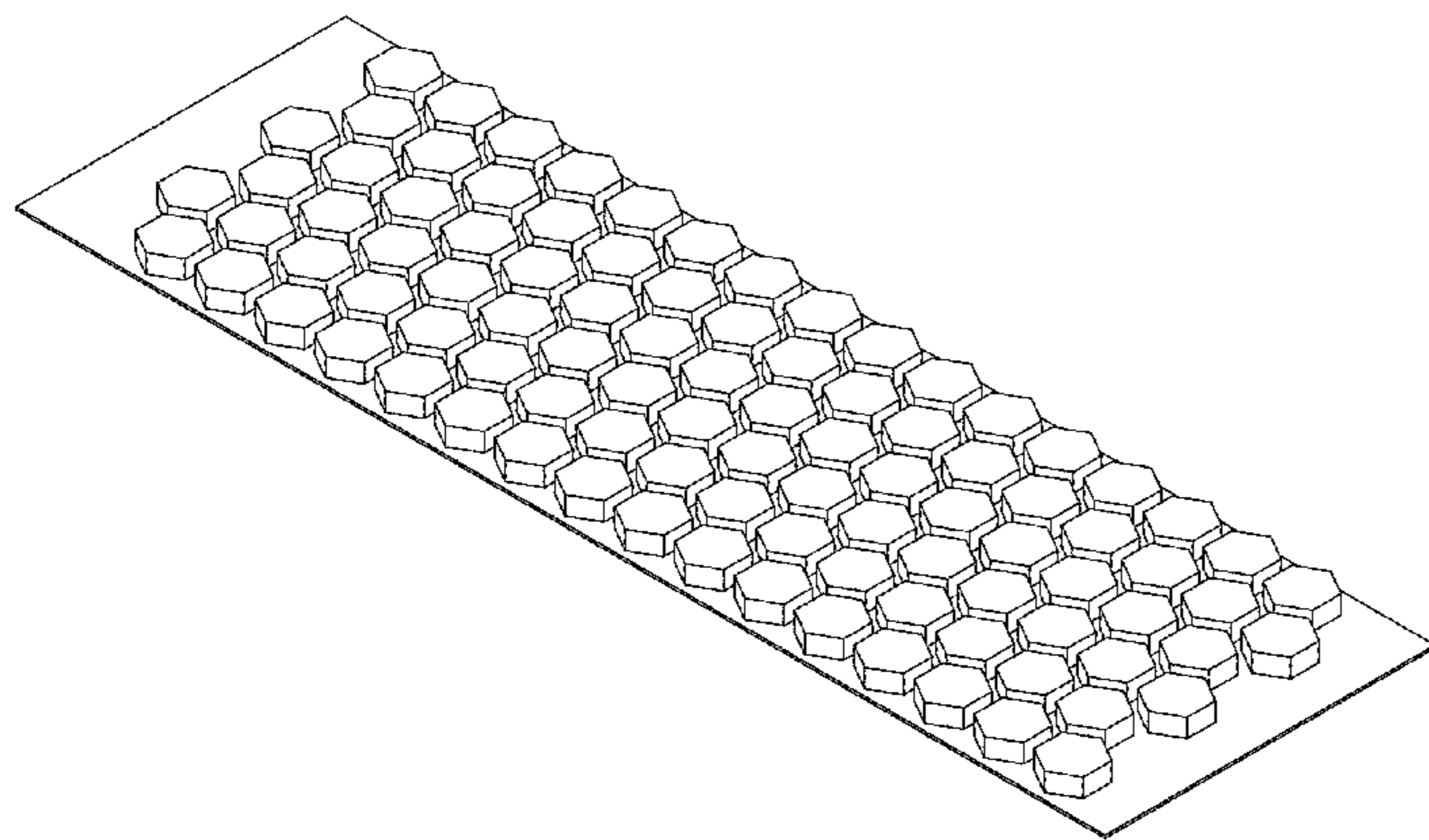
FIG. 11 is a right end view of the padded tape of FIG. 8.

FIG. 12 is a left end view of the padded tape of FIG. 8.

FIG. 13 is a back view of the padded tape of FIG. 8; and,

FIG. 14 is a front view of the padded tape of FIG. 8.

1 Claim, 12 Drawing Sheets



(56)

References Cited

U.S. PATENT DOCUMENTS

5,560,569 A * 10/1996 Schmidt B64G 1/50
244/117 A

5,718,245 A 2/1998 Horn

5,732,412 A 3/1998 Holden

5,915,819 A 6/1999 Gooding

6,016,915 A 1/2000 Almond

6,035,452 A 3/2000 Braxton

D453,880 S * 2/2002 Cheynet D5/47

6,453,477 B1 9/2002 Bainbridge et al.

6,519,781 B1 2/2003 Berns

6,673,029 B1 * 1/2004 Watson A61F 13/04
602/6

6,743,325 B1 6/2004 Taylor

D497,437 S * 10/2004 Poliacek D25/138

6,969,548 B1 11/2005 Goldfine

7,100,216 B2 9/2006 Matechen

7,208,216 B2 * 4/2007 Ackerman A47J 47/005
269/289 R

D609,922 S * 2/2010 Bridges D5/53

7,748,056 B2 7/2010 Mickle

D626,718 S 11/2010 Turner

D626,719 S 11/2010 Turner

D627,135 S 11/2010 Turner

D628,769 S 12/2010 Turner

D629,999 S 1/2011 Turner

D633,688 S 3/2011 Turner

7,992,226 B2 8/2011 Turner

D648,439 S * 11/2011 Greener D24/189

8,095,996 B2 1/2012 Turner

8,220,072 B2 7/2012 Dodd

8,281,414 B2 10/2012 Mickle

8,298,648 B2 10/2012 Turner

8,679,047 B2 3/2014 Holt et al.

D708,751 S * 7/2014 Chan D24/189

8,764,931 B2 7/2014 Turner

8,808,489 B2 * 8/2014 Taylor B32B 38/0004
156/257

D726,326 S * 4/2015 Schrammel D24/189

D745,688 S * 12/2015 Chan D24/189

D745,689 S * 12/2015 Chan D24/189

D745,690 S * 12/2015 Devenish D24/189

D748,344 S 1/2016 Snyder

9,358,256 B2 * 6/2016 Devenish A61F 13/00021

9,717,290 B2 8/2017 Gildersleeve

2002/0138030 A1 9/2002 Cavanagh

2004/0213979 A1 10/2004 Vito et al.

2004/0224151 A1 11/2004 Horacek

2005/0081277 A1 4/2005 Matechen

2005/0193365 A1 * 9/2005 Sahr G06F 17/30241
717/100

2005/0228331 A1 10/2005 Tseng et al.

2006/0059609 A1 3/2006 Moss

2006/0199456 A1 9/2006 Taylor

2007/0276304 A1 11/2007 Greenber et al.

2008/0113143 A1 5/2008 Taylor

2009/0270827 A1 10/2009 Gundersen

2011/0098620 A1 4/2011 Dever

2011/0225847 A1 9/2011 Buchanan

2012/0132355 A1 5/2012 Turner

2012/0136328 A1 * 5/2012 Johannison A61F 13/00
604/369

2012/0141750 A1 * 6/2012 Taylor B32B 38/0004
428/201

2012/0232448 A1 9/2012 Wust

2014/0079900 A1 3/2014 Ramirez

2014/0143927 A1 5/2014 Holt et al.

2015/0375220 A1 * 12/2015 Lukas B01J 19/32
423/237

FOREIGN PATENT DOCUMENTS

FR 2815519 4/2002

GB 2300808 11/1996

GB 2376170 12/2002

GB 2444915 9/2011

WO WO 2013/024300 2/2013

OTHER PUBLICATIONS

McDavid, Padded Athletic Garments, HEX/PADS, http://mcdavidusa.com/category/86_1/Default.aspx.

Mueller, Golfer's Grip Tape, Lightweight, Conforming Elastic Protective Tape, sold by MFASCO Health & Safety Co., <http://www.amazon.com/health-personal-care/dp/B000U0D4TE>.

Benedek et al., "Pressure-Sensitive Adhesives Technology", 1997, Marcel Dekker Inc., Chapter 7, pp. 262, 288.

Definition of "surface" from Merriam-Webster dictionary, retrieved on Mar. 20, 2016.

* cited by examiner

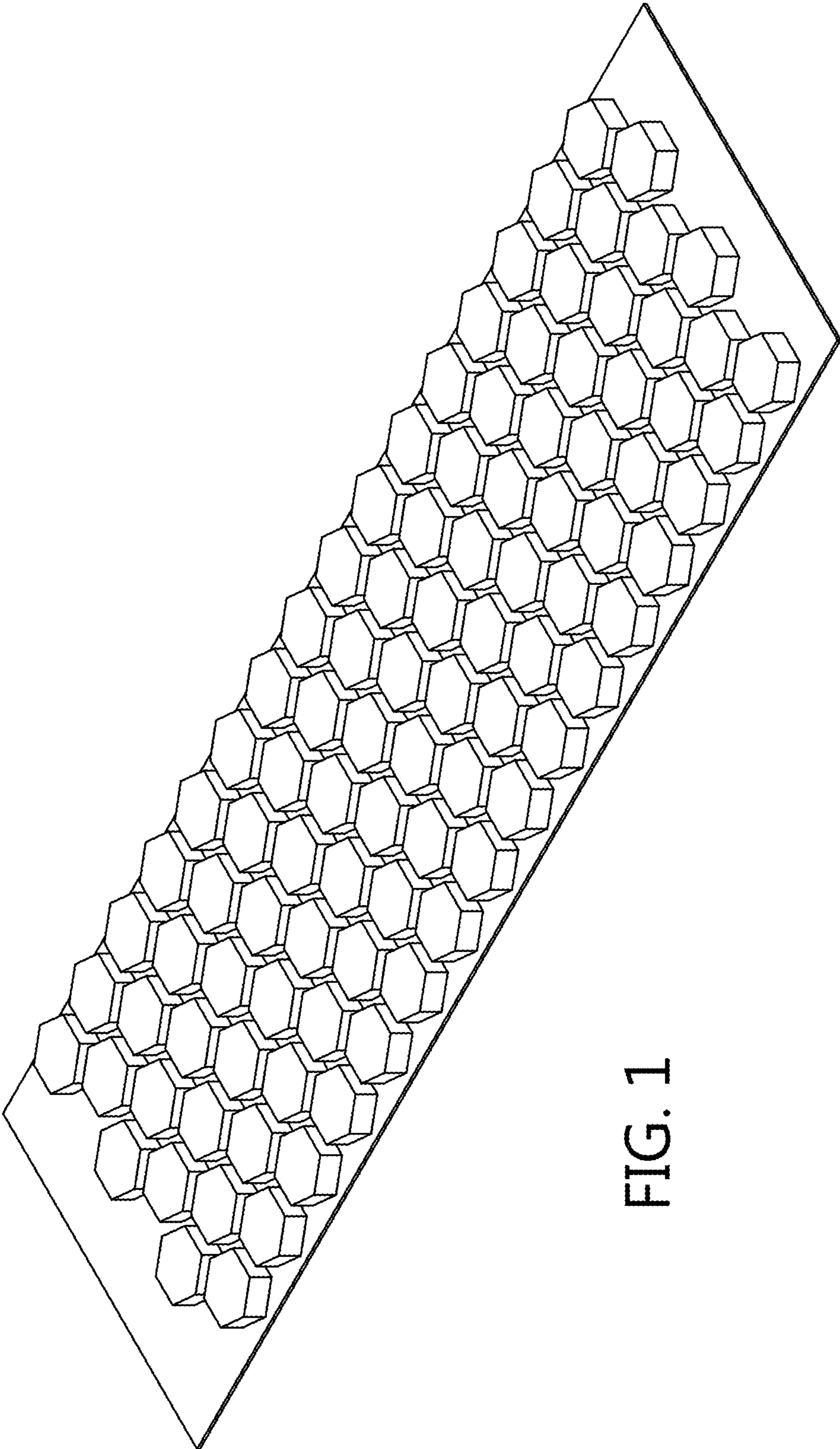


FIG. 1




FIG. 2




FIG. 3

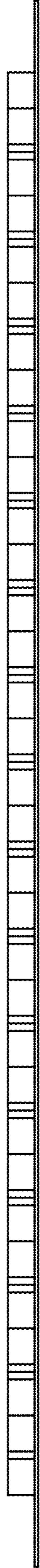


FIG. 4



FIG. 5



FIG. 7



FIG. 6

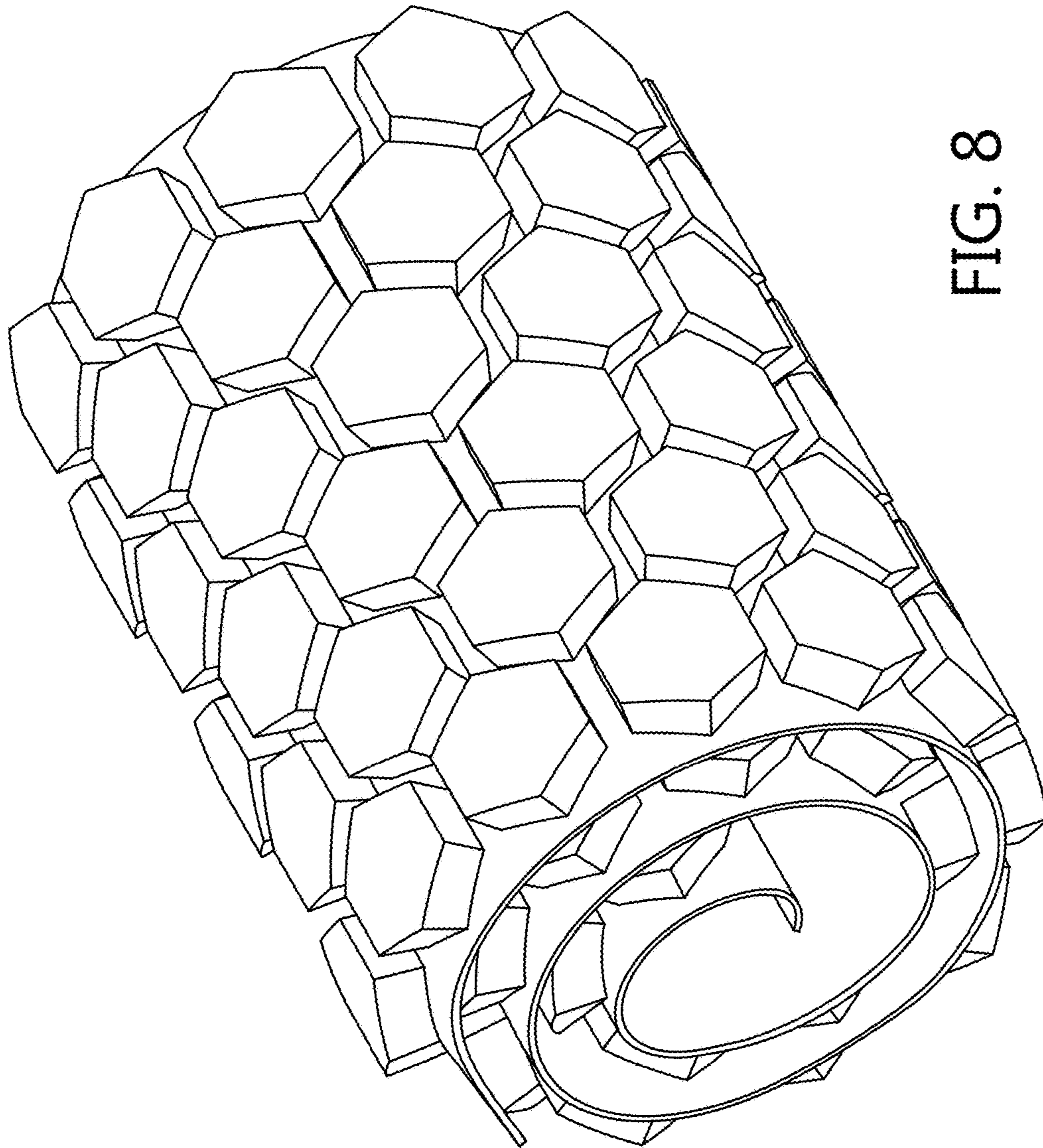


FIG. 8

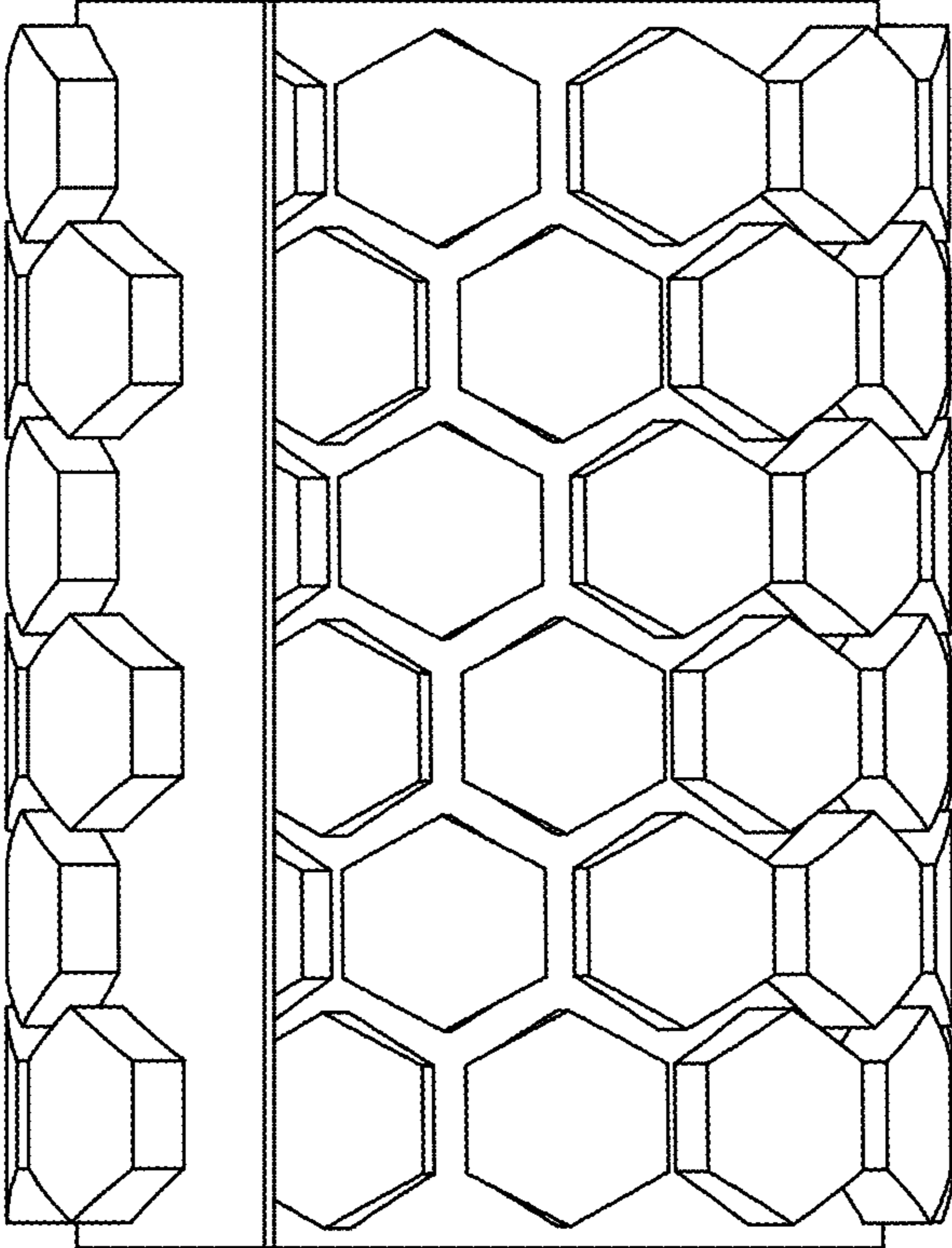


FIG. 9

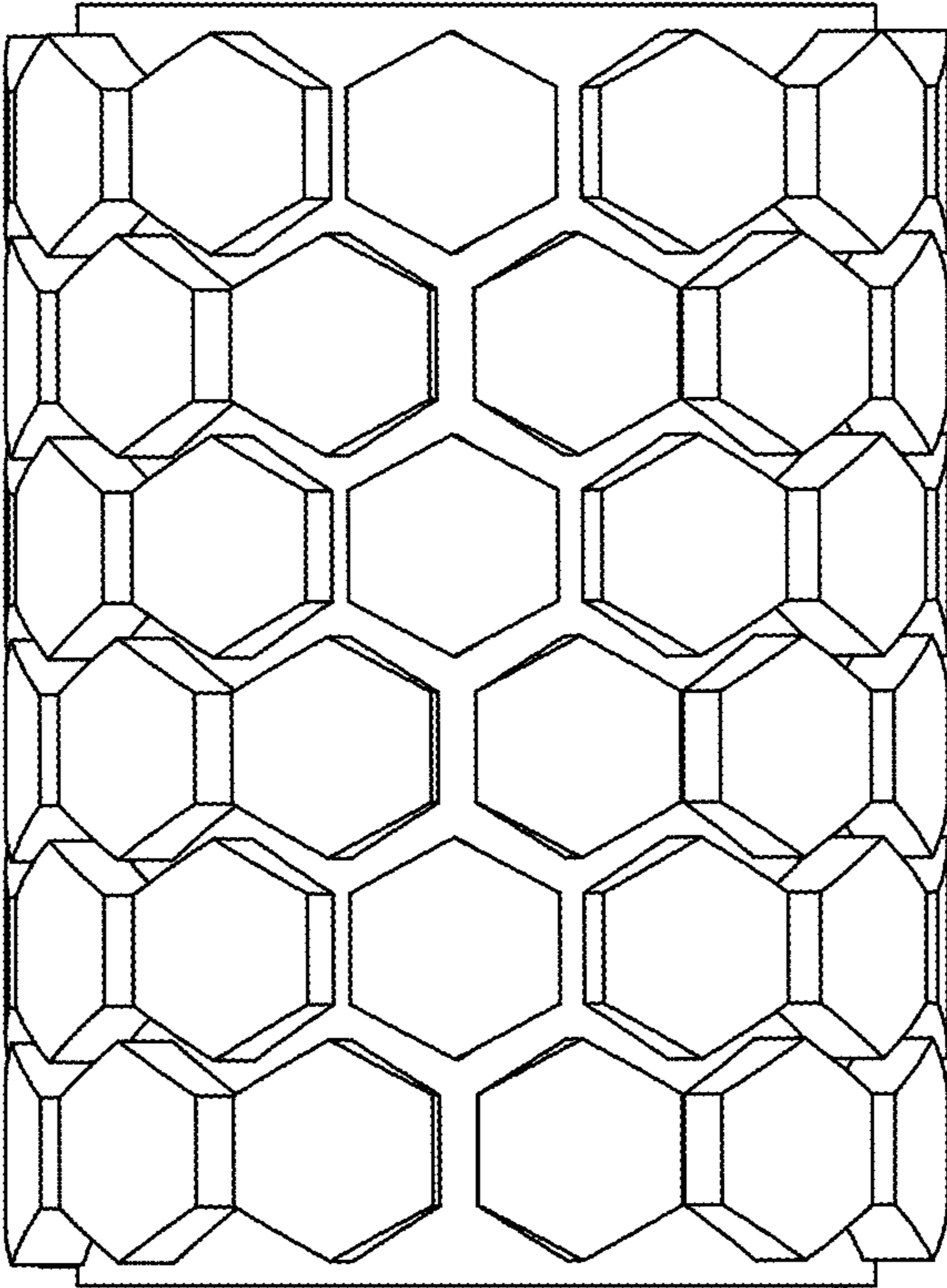


FIG. 10

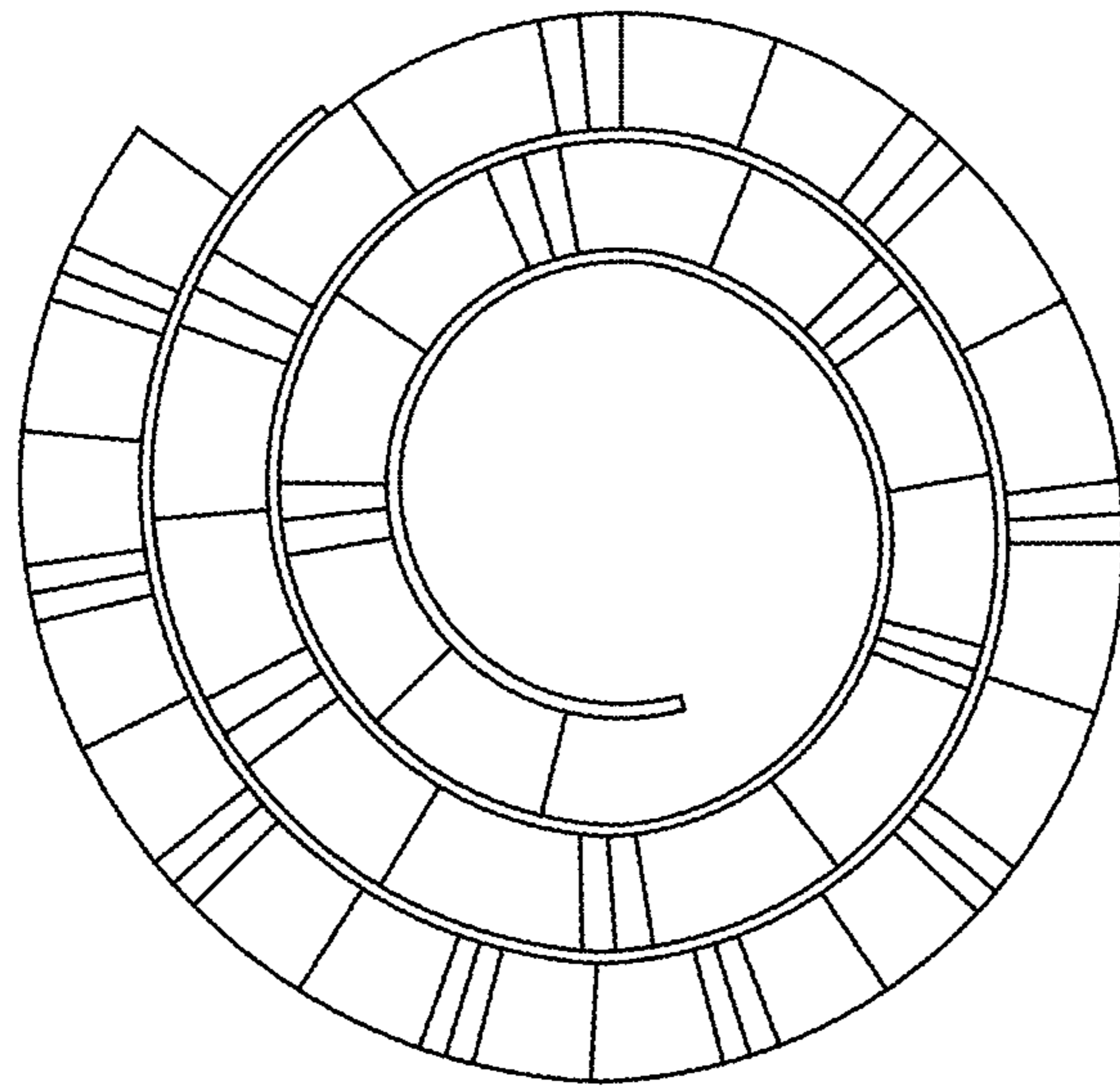


FIG. 11

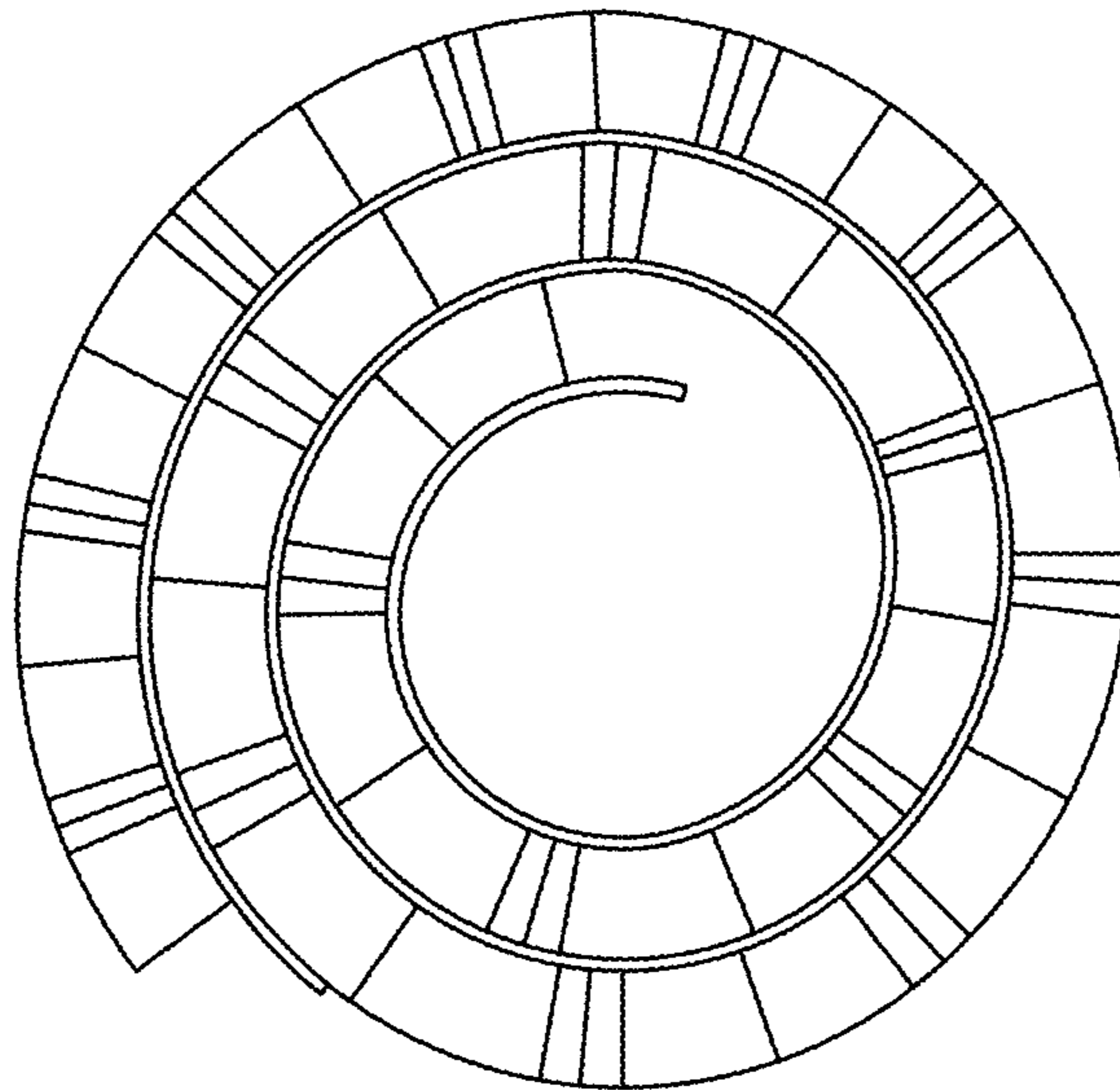


FIG. 12

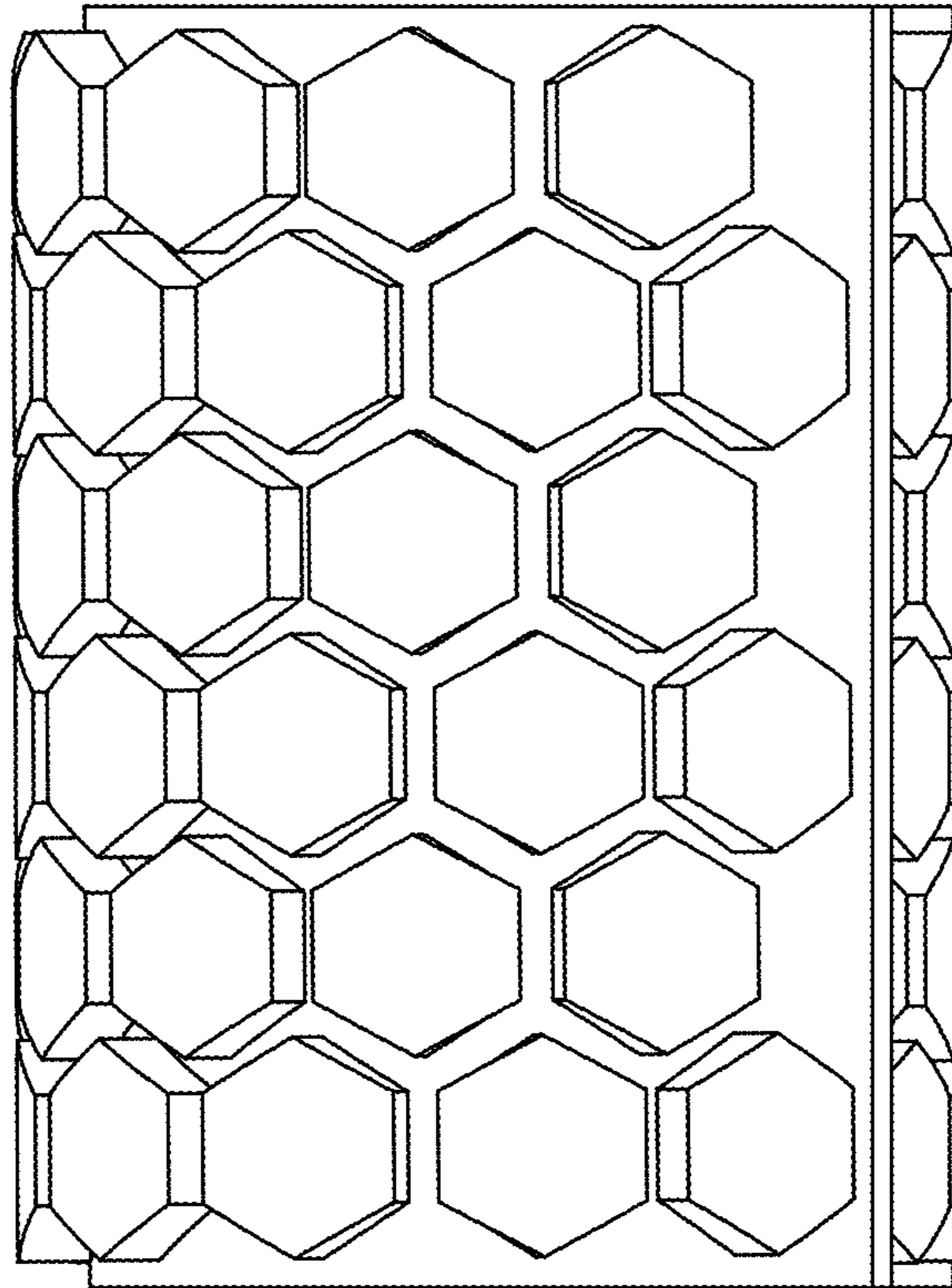


FIG. 13

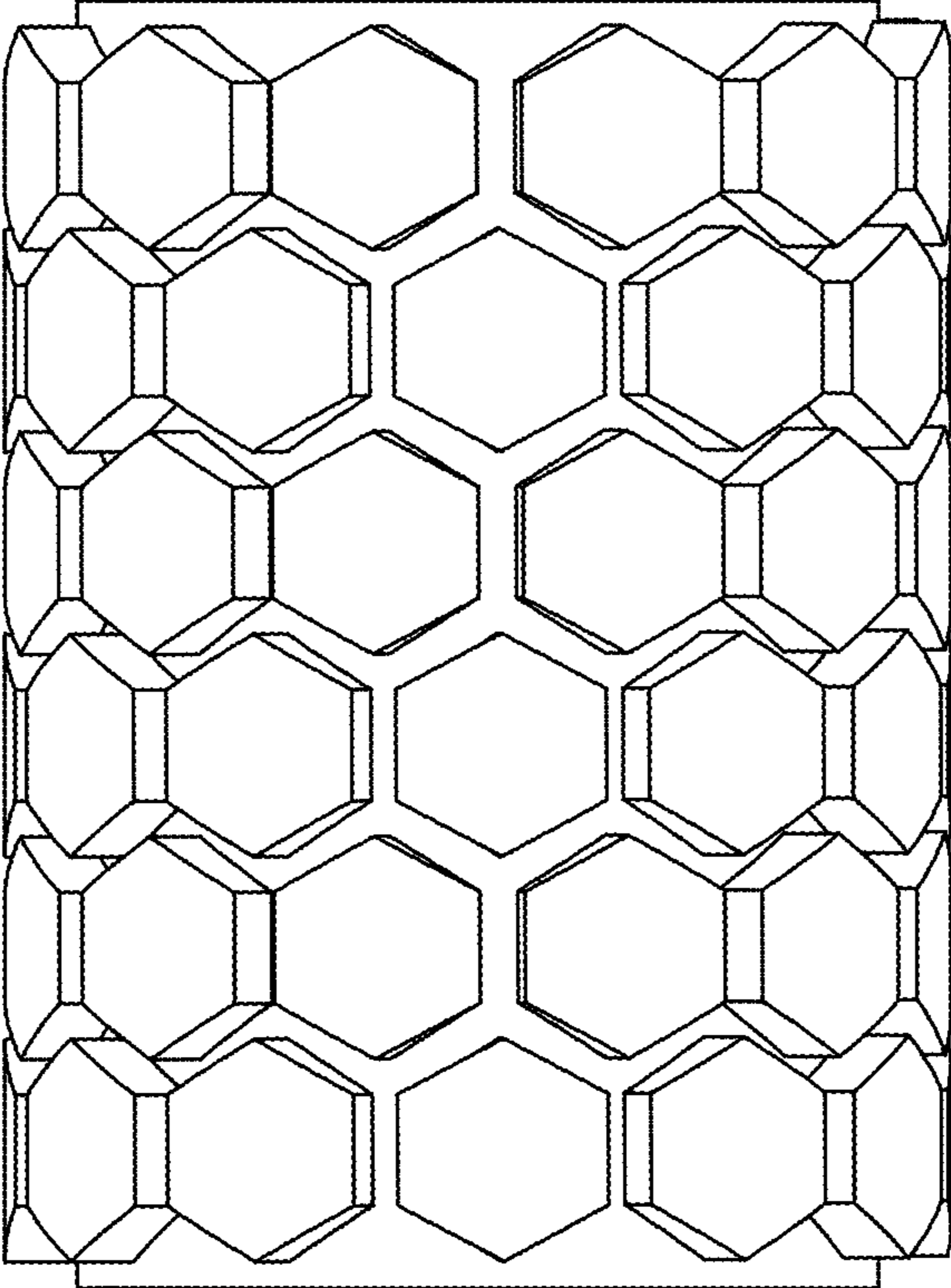


FIG. 14