



US00D804024S

(12) **United States Design Patent** (10) **Patent No.:** **US D804,024 S**
Herrera (45) **Date of Patent:** **** Nov. 28, 2017**

(54) **RECTAL RETRIEVAL DEVICE**
(71) Applicant: **Liset Herrera**, Racine, WI (US)
(72) Inventor: **Liset Herrera**, Racine, WI (US)
(**) Term: **15 Years**

Primary Examiner — Wan Laymon
(74) *Attorney, Agent, or Firm* — Jansson Munger
McKinley & Kirby Ltd.

(21) Appl. No.: **29/580,096**
(22) Filed: **Oct. 5, 2016**
(51) **LOC (10) Cl.** **24-02**
(52) **U.S. Cl.**
USPC **D24/141**
(58) **Field of Classification Search**
USPC D24/141, 133, 140, 147
CPC .. A61F 6/12; A61F 6/18; A61F 2/0004; A61F
2/0009; A61F 2/0022; A61F 2/005
See application file for complete search history.

(57) **CLAIM**

The ornamental design for a rectal retrieval device, as shown and described.

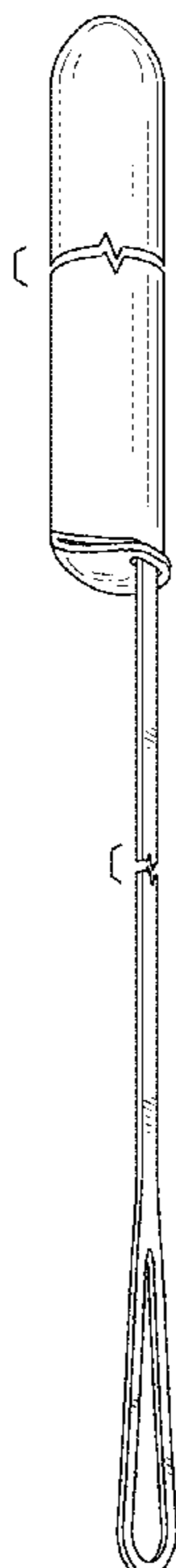
(56) **References Cited**
U.S. PATENT DOCUMENTS
5,131,906 A * 7/1992 Chen A61F 2/0022
128/DIG. 25
5,813,974 A * 9/1998 Dolade Guardia ... A61F 2/0009
128/DIG. 25
D443,930 S * 6/2001 Nestenborg D24/141
6,440,060 B1 * 8/2002 Latour, Jr. A61F 2/0009
128/DIG. 25
6,739,341 B2 * 5/2004 Tihon A61F 2/0022
128/869
D567,373 S * 4/2008 Irby D24/141
D585,988 S * 2/2009 Kinnard D24/141

DESCRIPTION

FIG. 1 is a perspective view of the rectal retrieval device of the present design;
FIG. 2 is a front perspective view of the rectal retrieval device shown in FIG. 1;
FIG. 3 is a back perspective view of the rectal retrieval device shown in FIG. 1;
FIG. 4 is a left side view of the rectal retrieval device shown in FIG. 1;
FIG. 5 is a right side view of the rectal retrieval device shown in FIG. 1;
FIG. 6 is a top view of the rectal retrieval device shown in FIG. 1; and,
FIG. 7 is a bottom view of the rectal retrieval device shown in FIG. 1.
The rectal retrieval device is shown with symbolic breaks in its length. The appearance of any portion of the article between the break lines forms no part of the claimed design.

* cited by examiner

1 Claim, 3 Drawing Sheets



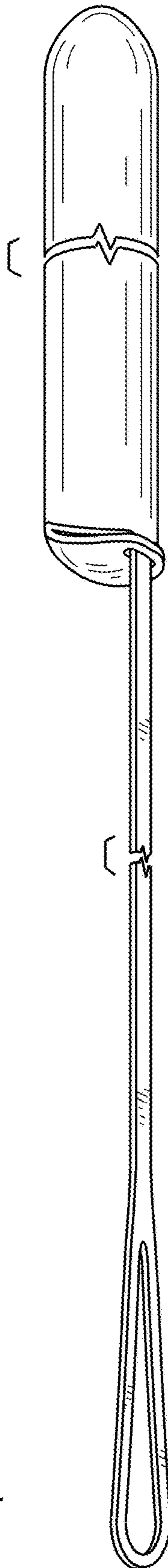


FIG. 1

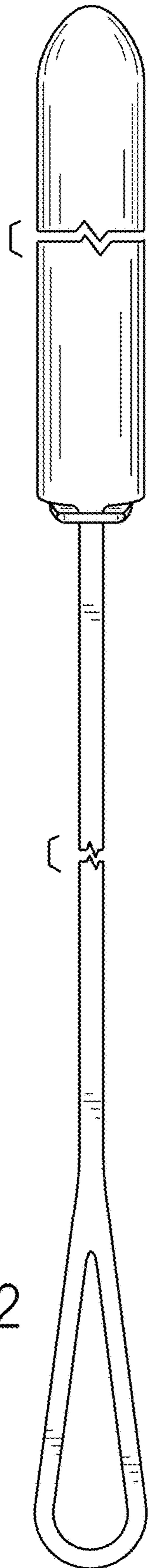


FIG. 2

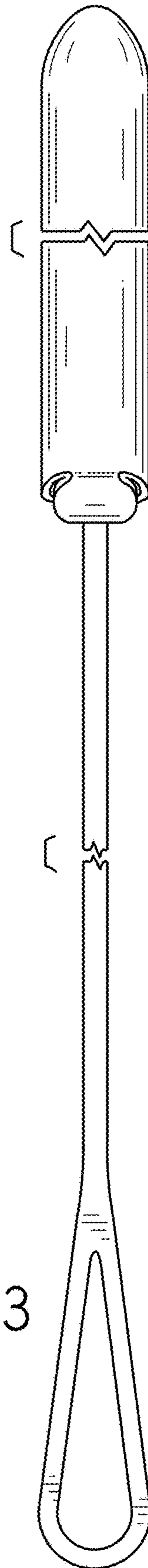


FIG. 3

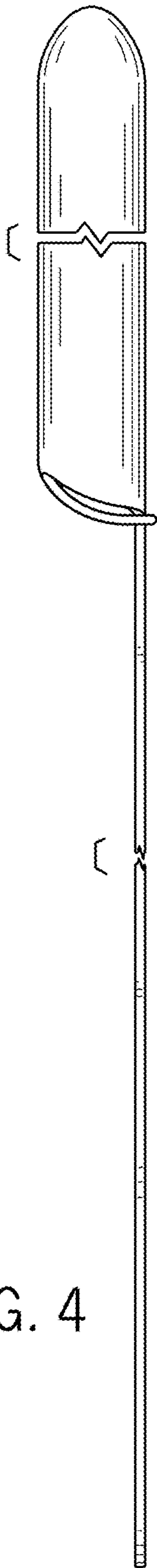


FIG. 4

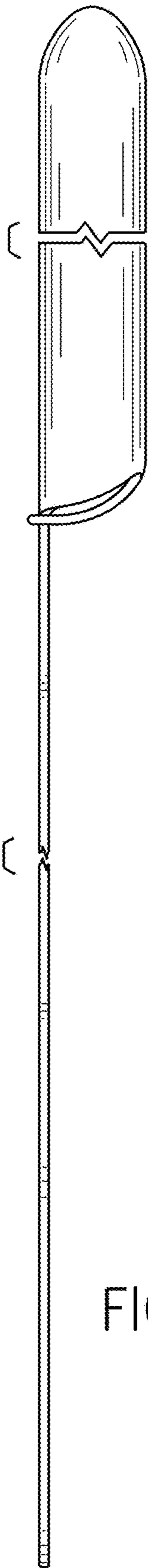


FIG. 5

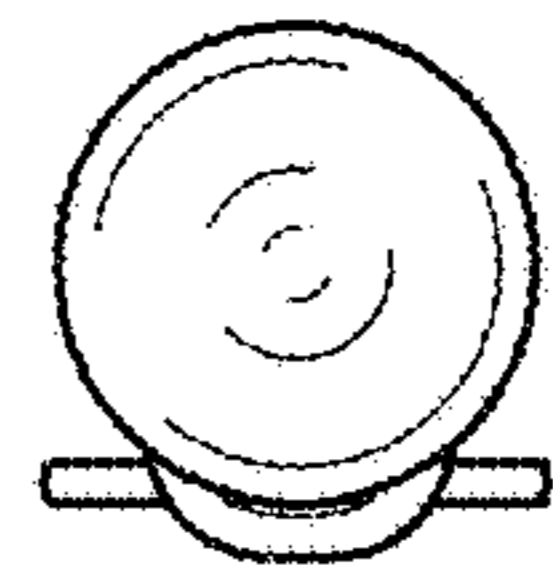


FIG. 6




FIG. 7