



US00D804020S

(12) **United States Design Patent** (10) **Patent No.:** **US D804,020 S**
Hashimoto et al. (45) **Date of Patent:** **** Nov. 28, 2017**

(54) **MEDICAL LIQUID APPLICATOR WITH CRESCENT SHAPED CONVEX PART**

(74) *Attorney, Agent, or Firm* — Margaret B. Brivanlou; Nicole Fortune; King & Spalding LLP

(71) Applicant: **Otsuka Pharmaceutical Factory, Inc.**, Tokushima (JP)

(72) Inventors: **Kazumasa Hashimoto**, Tokushima (JP); **Mari Shiozaki**, Tokushima (JP)

(57) **CLAIM**

The ornamental design for a medical liquid applicator with crescent shaped convex part, as shown and described.

(73) Assignee: **OTSUKA PHARMACEUTICAL FACTORY, INC.**, Tokushima (JP)

(**) Term: **15 Years**

DESCRIPTION

(21) Appl. No.: **29/549,433**

(22) Filed: **Dec. 22, 2015**

(30) **Foreign Application Priority Data**

Jun. 25, 2015 (JP) 2015-014062

(51) **LOC (10) Cl.** **24-02**

(52) **U.S. Cl.**
USPC **D24/114**

(58) **Field of Classification Search**
USPC D24/119, 133, 147, 114, 127, 128, 130, D24/184; 128/919; 604/2, 192, 195, 604/197, 263
CPC ... A61M 25/0612; A61M 35/006; A61B 5/14; A61B 5/1427
See application file for complete search history.

FIG. 1 is a front view of a medical liquid applicator with crescent shaped convex part, with an application pad attached, the rear view being a mirror image thereof; FIG. 2 is a plan view thereof, including the attached application pad; FIG. 3 is a bottom view thereof, again including the attached application pad; FIG. 4 is a bottom view of the medical liquid applicator with crescent shaped convex part, without the application pad; FIG. 5 is an enlarged view of the portion within the dash-dot-dash circle 5 of FIG. 4, again without the application pad; FIG. 6 is a cross-sectional view taken along line 6-6 of FIG. 5; FIG. 7 is a right side view thereof, with the application pad; and, FIG. 8 is a left side view thereof, again with the attached application pad.

(56) **References Cited**

U.S. PATENT DOCUMENTS

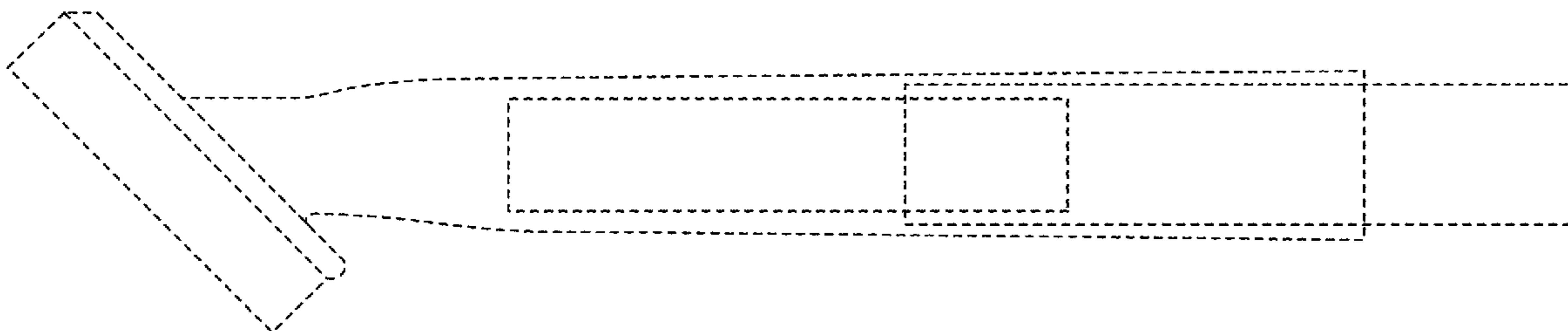
D351,229 S * 10/1994 Wirt D24/119
6,536,975 B1 * 3/2003 Tufts A45D 34/04
401/133
D527,489 S * 8/2006 Angeletta D28/7
D527,842 S * 9/2006 Angeletta D28/7
8,911,771 B2 * 12/2014 Vanek A61K 31/045
424/443

(Continued)

Primary Examiner — Thomas Johannes
Assistant Examiner — Samantha Q Lawrence

The broken lines shown in FIGS. 1-8 illustrate portions of the medical liquid applicator with crescent shaped convex part form no part of the claimed design. The dash dot lines shown in FIGS. 4 and 5 illustrate areas where an enlarged section is taken and as cross-section indicators that form no part of the claimed design. The present article is intended for use as a medical liquid applicator.

1 Claim, 7 Drawing Sheets



(56)

References Cited

U.S. PATENT DOCUMENTS

D780,307 S * 2/2017 Mingione D24/119

* cited by examiner

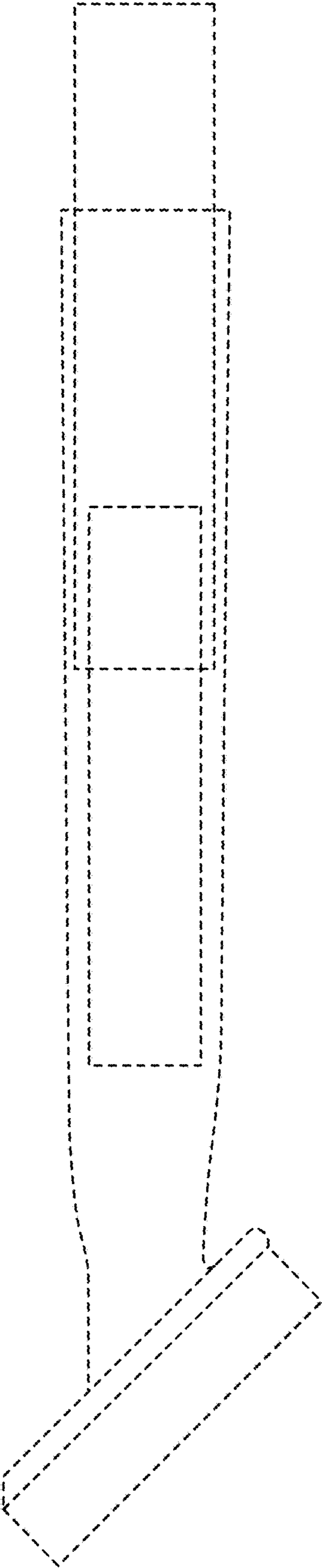


FIG. 1

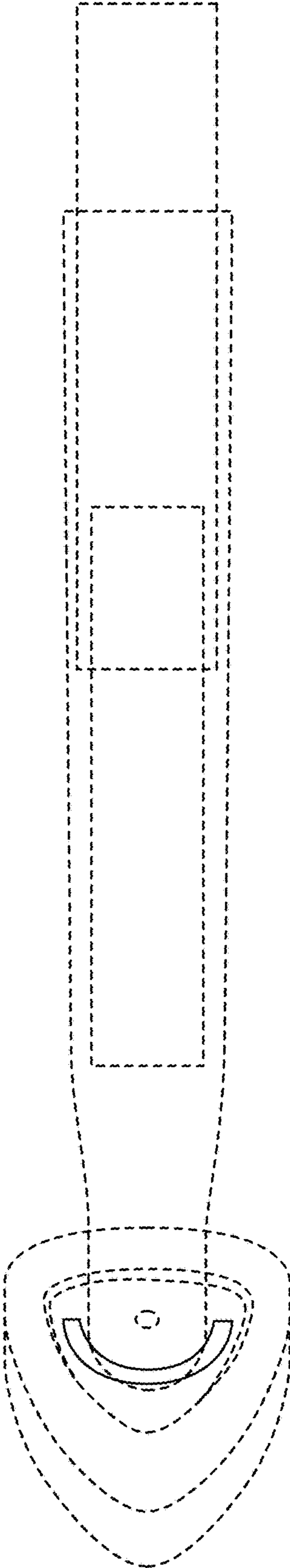


FIG. 2

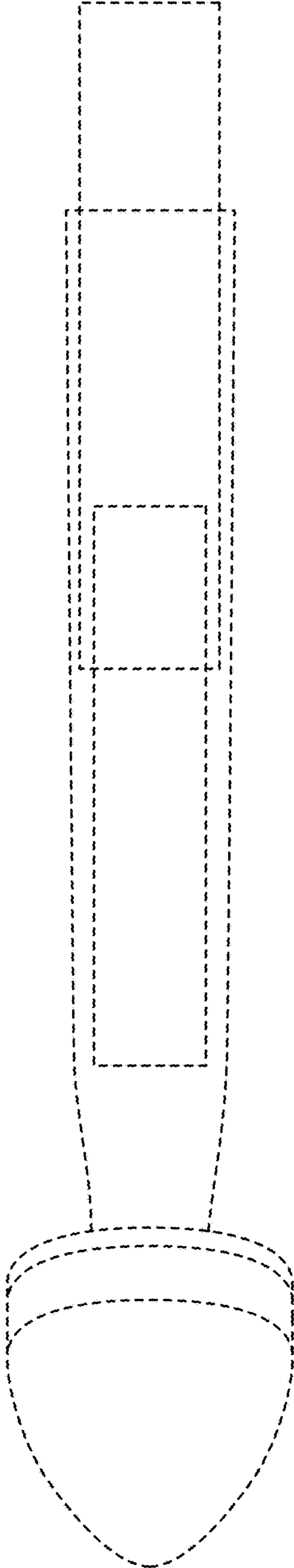


FIG. 3

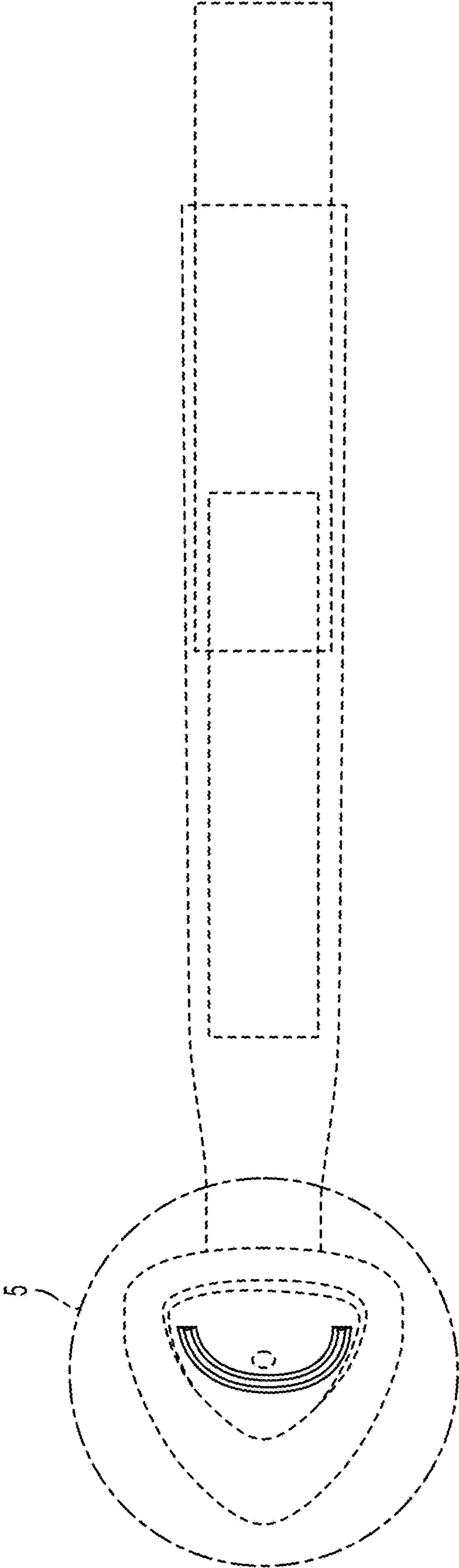


FIG. 4

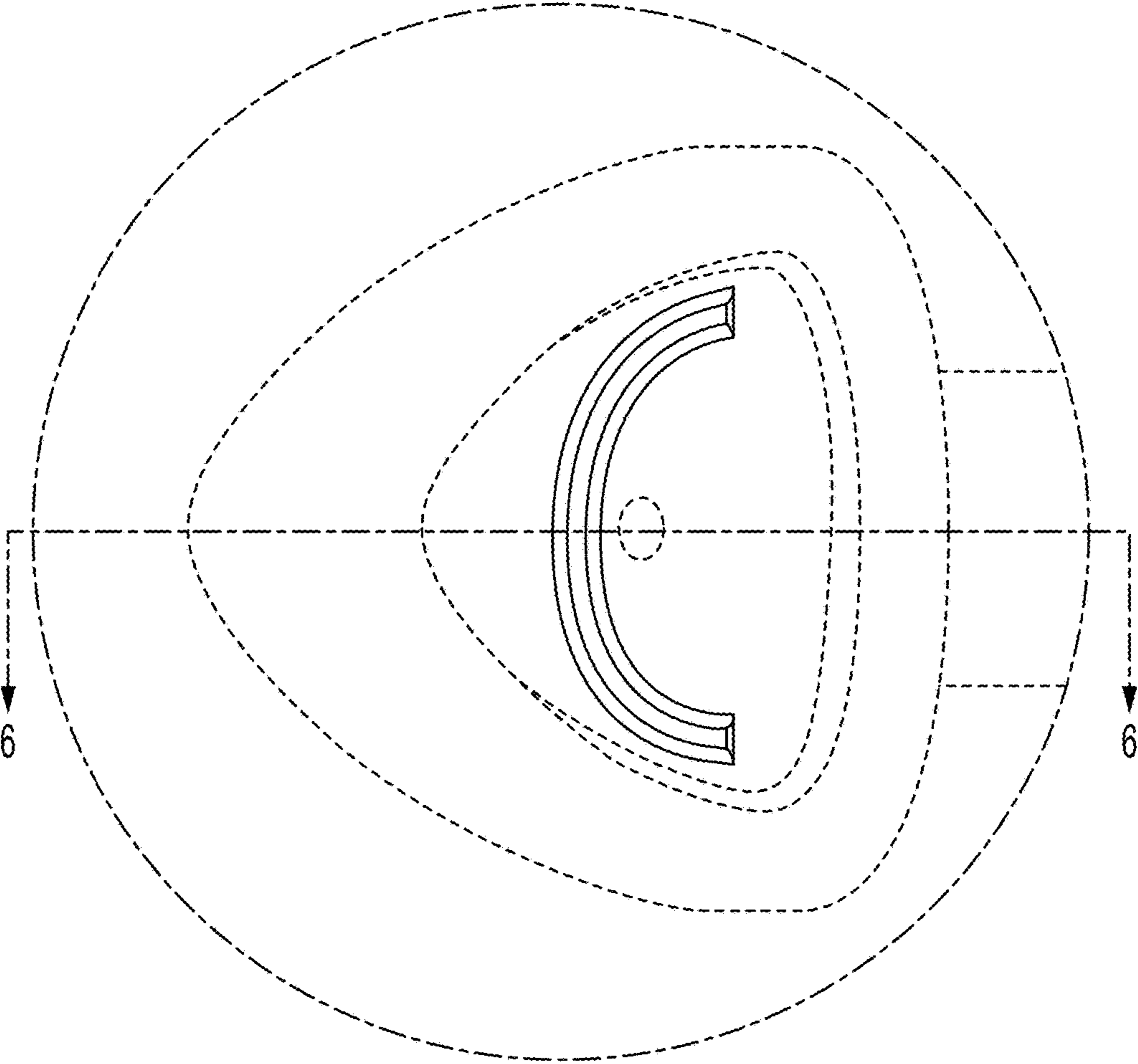


FIG. 5

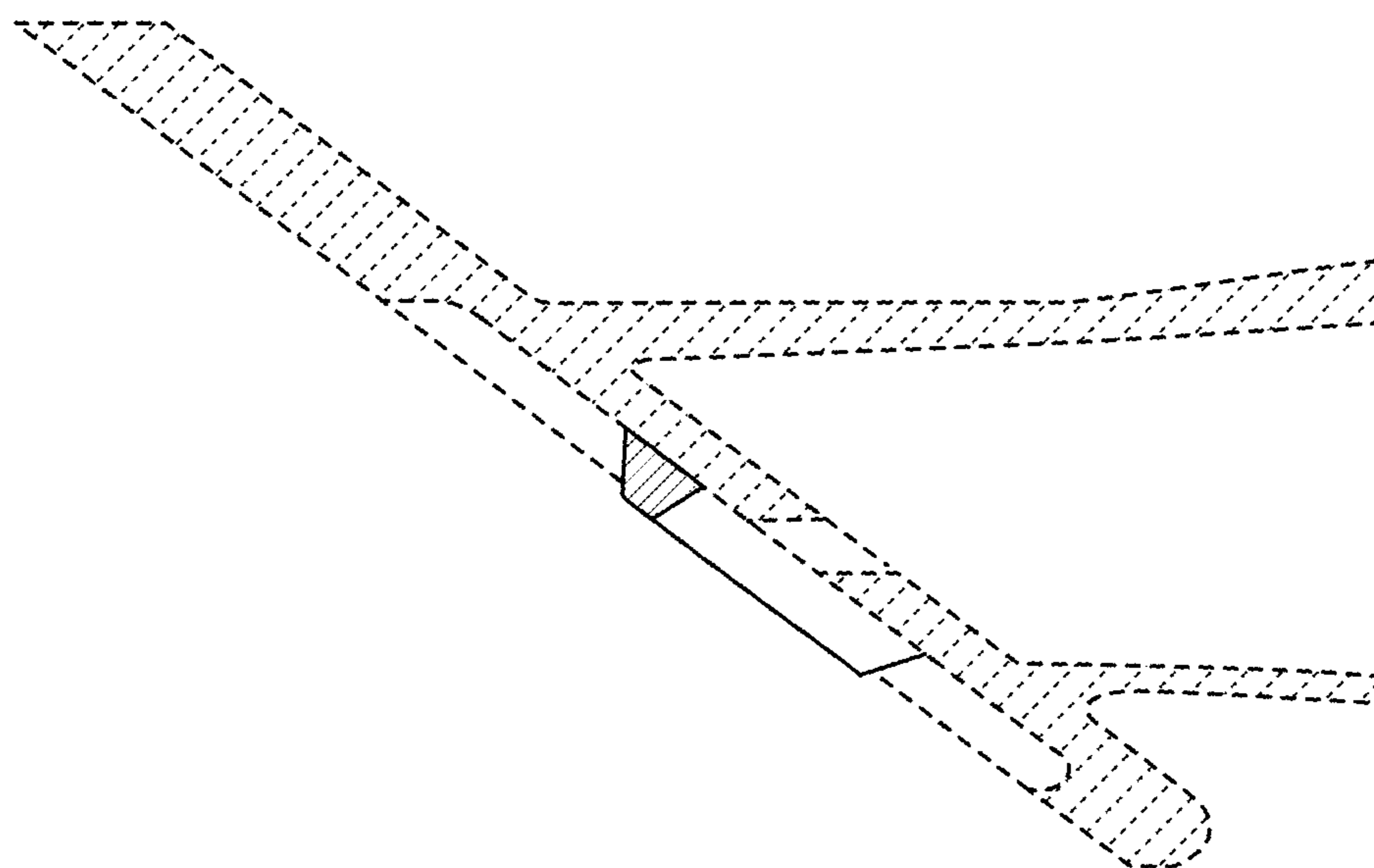


FIG. 6

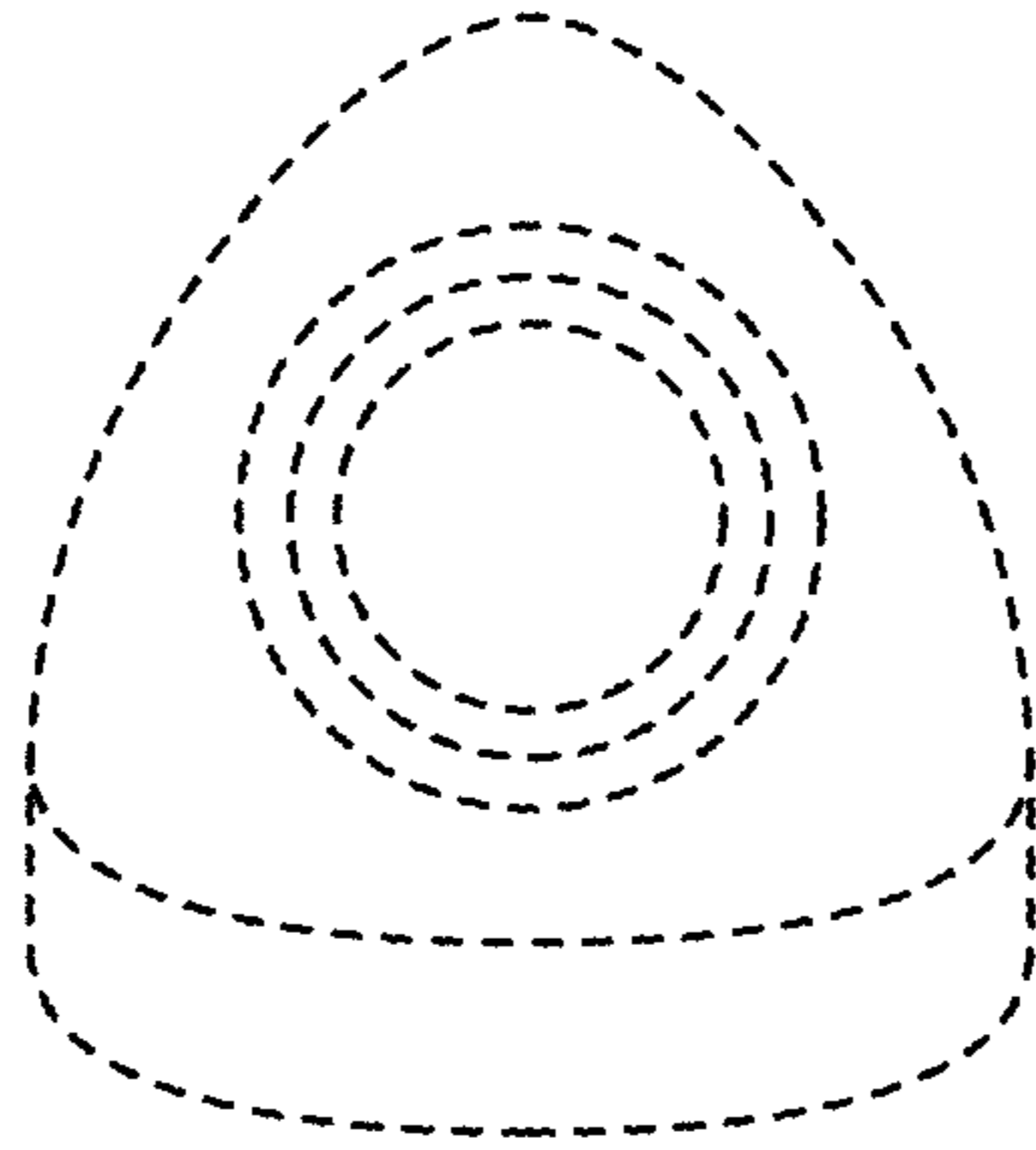


FIG. 7

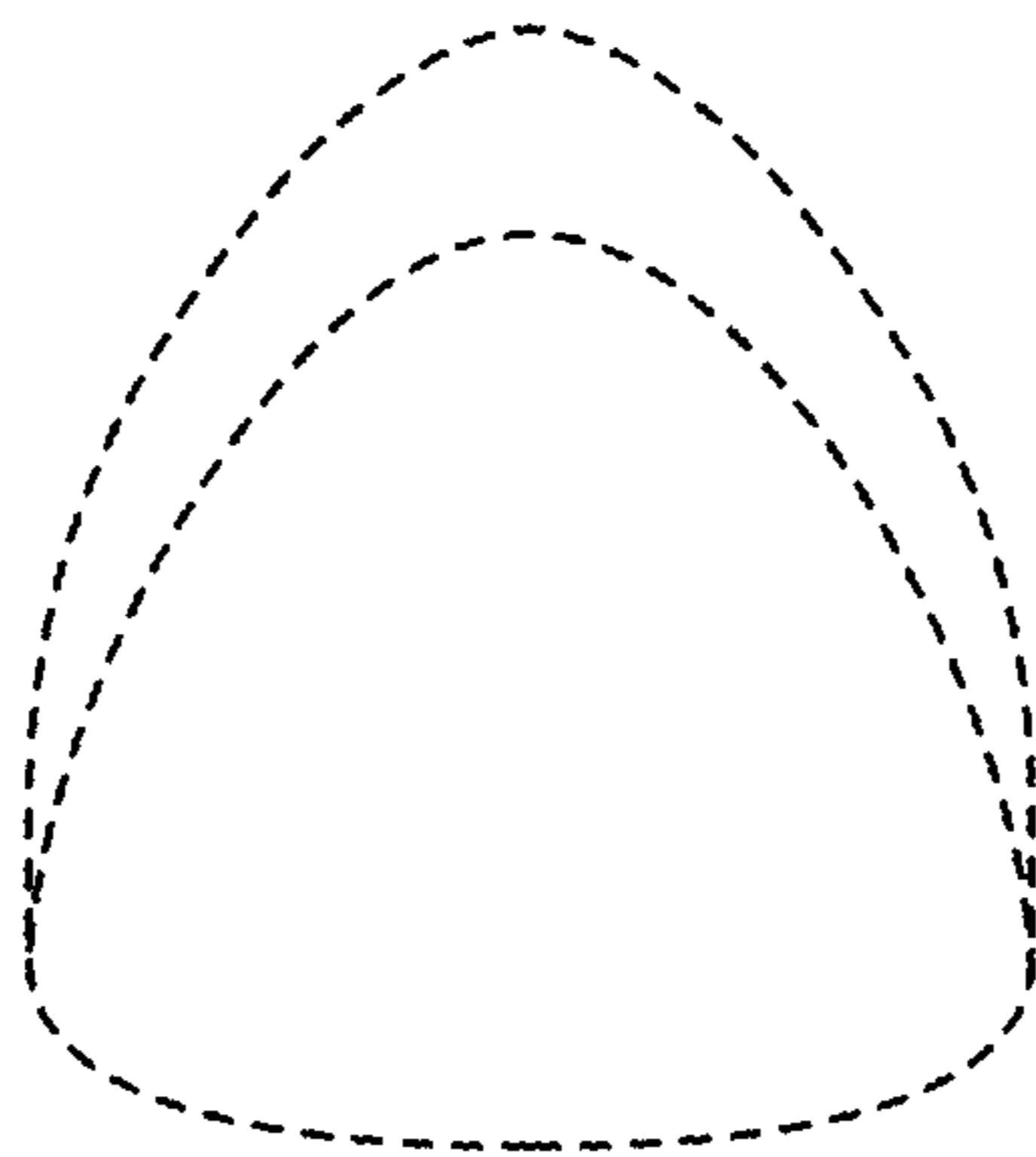


FIG. 8