



US00D803941S

(12) **United States Design Patent** (10) **Patent No.:** **US D803,941 S**  
**Casciotti et al.** (45) **Date of Patent:** **\*\* Nov. 28, 2017**

(54) **WRITING INSTRUMENT**  
(71) Applicant: **Amsterdam Printing & Litho, Inc.**,  
North Mankato, MN (US)  
(72) Inventors: **David M. Casciotti**, Amsterdam, NY  
(US); **Jing Mahler**, Glenville, NY (US)  
(73) Assignee: **Amsterdam Printing & Litho, Inc.**,  
Mankato, MN (US)  
(\*\*) Term: **15 Years**  
(21) Appl. No.: **29/552,508**  
(22) Filed: **Jan. 22, 2016**  
(51) **LOC (10) Cl.** ..... **19-01**  
(52) **U.S. Cl.**  
USPC ..... **D19/201**  
(58) **Field of Classification Search**  
USPC ..... D14/411; D19/115–204  
CPC ... B43K 5/00; B43K 7/00; B43K 7/12; B43K  
8/04; B43K 8/06; B43K 19/00; B43K  
19/02; B43K 19/14; B43K 24/08  
See application file for complete search history.

(56) **References Cited**  
U.S. PATENT DOCUMENTS  
D363,739 S \* 10/1995 Petrillo ..... D19/173  
D445,827 S \* 7/2001 Stropkay ..... D19/164  
D476,364 S \* 6/2003 Bain ..... D19/172  
D496,400 S \* 9/2004 Pellissa Beneyto ..... D19/172  
D496,961 S \* 10/2004 Daida ..... D19/164  
D499,138 S \* 11/2004 Banderet ..... D19/169  
6,860,667 B2 \* 3/2005 Dowst ..... B43K 7/005  
401/103  
D532,821 S \* 11/2006 Banderet ..... D19/172  
D534,955 S \* 1/2007 Huxiong ..... D19/171  
D540,384 S \* 4/2007 Qiu ..... D19/166  
D552,676 S \* 10/2007 Tien ..... D19/172  
D562,389 S \* 2/2008 Ikeda ..... D19/172

D562,392 S \* 2/2008 Qiu ..... D19/172  
D566,178 S \* 4/2008 Qiu ..... D19/167  
D568,938 S \* 5/2008 Achzet et al.  
D572,761 S \* 7/2008 Zhang ..... D19/166  
D577,066 S \* 9/2008 Zhao ..... D19/164  
D583,413 S \* 12/2008 Li ..... D19/172  
D602,088 S \* 10/2009 Ma ..... D19/168  
D609,745 S \* 2/2010 Achzet et al.  
D609,749 S \* 2/2010 Achzet et al.  
D626,597 S \* 11/2010 Casciotti et al.  
D626,598 S \* 11/2010 Casciotti et al.  
D642,616 S \* 8/2011 Kui ..... D19/117  
D651,241 S \* 12/2011 Liang ..... D19/172  
D662,984 S \* 7/2012 Yan ..... D19/172  
D664,197 S \* 7/2012 Casciotti et al.  
D692,484 S \* 10/2013 Laemle ..... D19/172  
D695,827 S \* 12/2013 Xie ..... D19/168  
D746,376 S \* 12/2015 Fleming ..... D19/192

(Continued)

*Primary Examiner* — Elizabeth Albert  
(74) *Attorney, Agent, or Firm* — Dicke, Billig & Czaja,  
PLLC

(57) **CLAIM**

We claim the ornamental design for a writing instrument, as shown and described.

**DESCRIPTION**

FIG. 1 is a perspective view of a writing instrument showing our new design;  
FIG. 2 is a front view of FIG. 1;  
FIG. 3 is a back view of FIG. 1;  
FIG. 4 is a right side view of FIG. 1;  
FIG. 5 is a left side view of FIG. 1, and is a mirror image of the right side view of FIG. 4;  
FIG. 6 is an enlarged top view of FIG. 1; and,  
FIG. 7 is an enlarged bottom view of FIG. 1.  
The broken lines in the drawings of FIGS. 1-7 are included for the purpose of showing portions that form no part of the claimed design.

**1 Claim, 4 Drawing Sheets**




(56)

**References Cited**


U.S. PATENT DOCUMENTS

D751,147 S	3/2016	Casciotti et al.	
D751,644 S	3/2016	Casciotti et al.	
D753,226 S *	4/2016	Casciotti .....	D19/201
D762,776 S *	8/2016	Laemle .....	D19/199
D763,961 S *	8/2016	Zhang .....	D19/172
D771,190 S *	11/2016	Laemle .....	D19/197
D782,576 S *	3/2017	Laemle .....	D19/172


\* cited by examiner




**Fig. 1**




**Fig. 2**



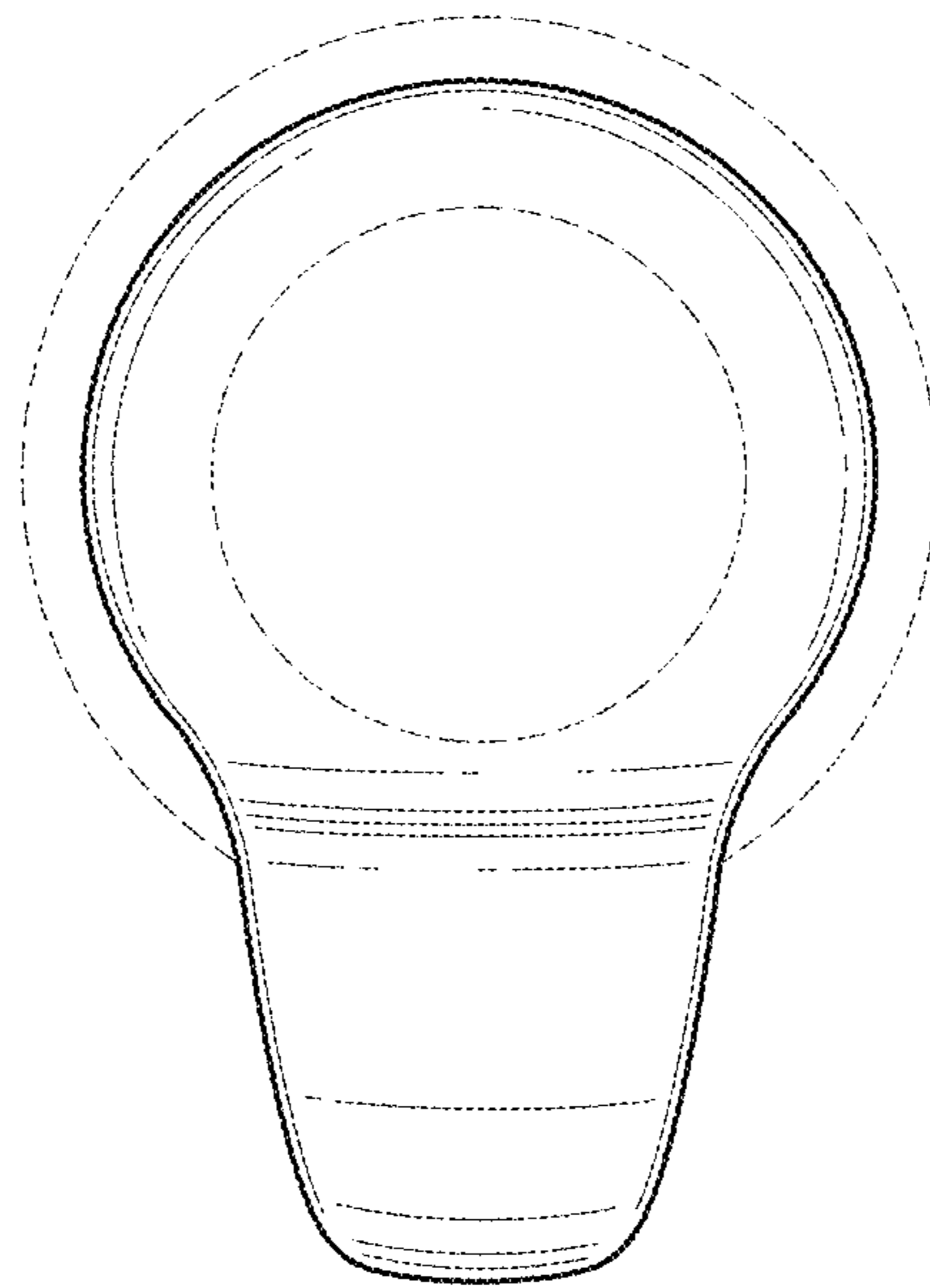
**Fig. 3**



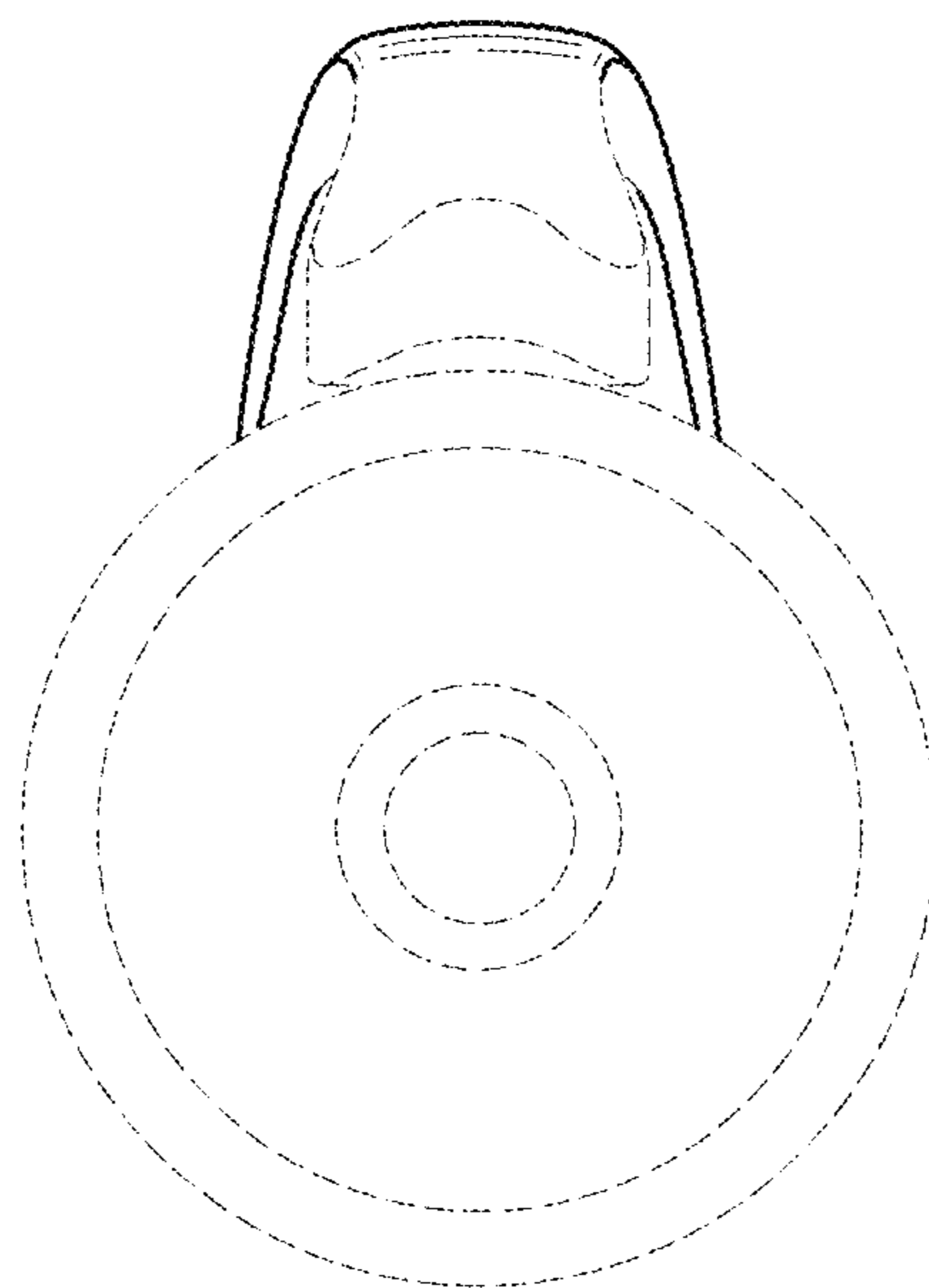
**Fig. 4**



**Fig. 5**



**Fig. 6**



**Fig. 7**