



US00D803906S

(12) **United States Design Patent**  
**Lehoux**

(10) **Patent No.:** **US D803,906 S**

(45) **Date of Patent:** **\*\* Nov. 28, 2017**

(54) **SANDING PAD**

(71) Applicant: **Patrick Lehoux**, Sudbury (CA)

(72) Inventor: **Patrick Lehoux**, Sudbury (CA)

(\*\*) Term: **15 Years**

(21) Appl. No.: **29/557,802**

(22) Filed: **Mar. 11, 2016**

(51) **LOC (10) Cl.** ..... **15-09**

(52) **U.S. Cl.**  
USPC ..... **D15/126; D8/90**

(58) **Field of Classification Search**  
USPC ..... D8/90-94; D15/124, 126; D32/40  
CPC ..... B24B 9/00; B24D 15/04; B24D 15/023  
See application file for complete search history.

(56) **References Cited**

U.S. PATENT DOCUMENTS

D365,507 S *	12/1995	Pope	.....	D8/90
D406,224 S *	3/1999	Ali	.....	D8/90
D406,515 S *	3/1999	Ali	.....	D8/90
D406,516 S *	3/1999	Ali	.....	D8/90
D406,517 S *	3/1999	Ali	.....	D8/90
D480,619 S *	10/2003	Koenig, Jr.	.....	D8/90
6,634,937 B1 *	10/2003	Edwards	.....	B24D 15/023 451/502

D509,723 S *	9/2005	Smith	.....	D8/90
2007/0232207 A1 *	10/2007	Palushi	.....	B24B 7/186 451/350
2009/0239455 A1 *	9/2009	Bernardi	.....	B24B 9/00 451/507
2013/0059507 A1 *	3/2013	Breitenmoser	.....	B24B 21/08 451/303
2013/0072097 A1 *	3/2013	King	.....	B24D 15/04 451/527

\* cited by examiner

*Primary Examiner* — Patricia Palasik

(74) *Attorney, Agent, or Firm* — Neal, Gerber & Eisenberg LLP

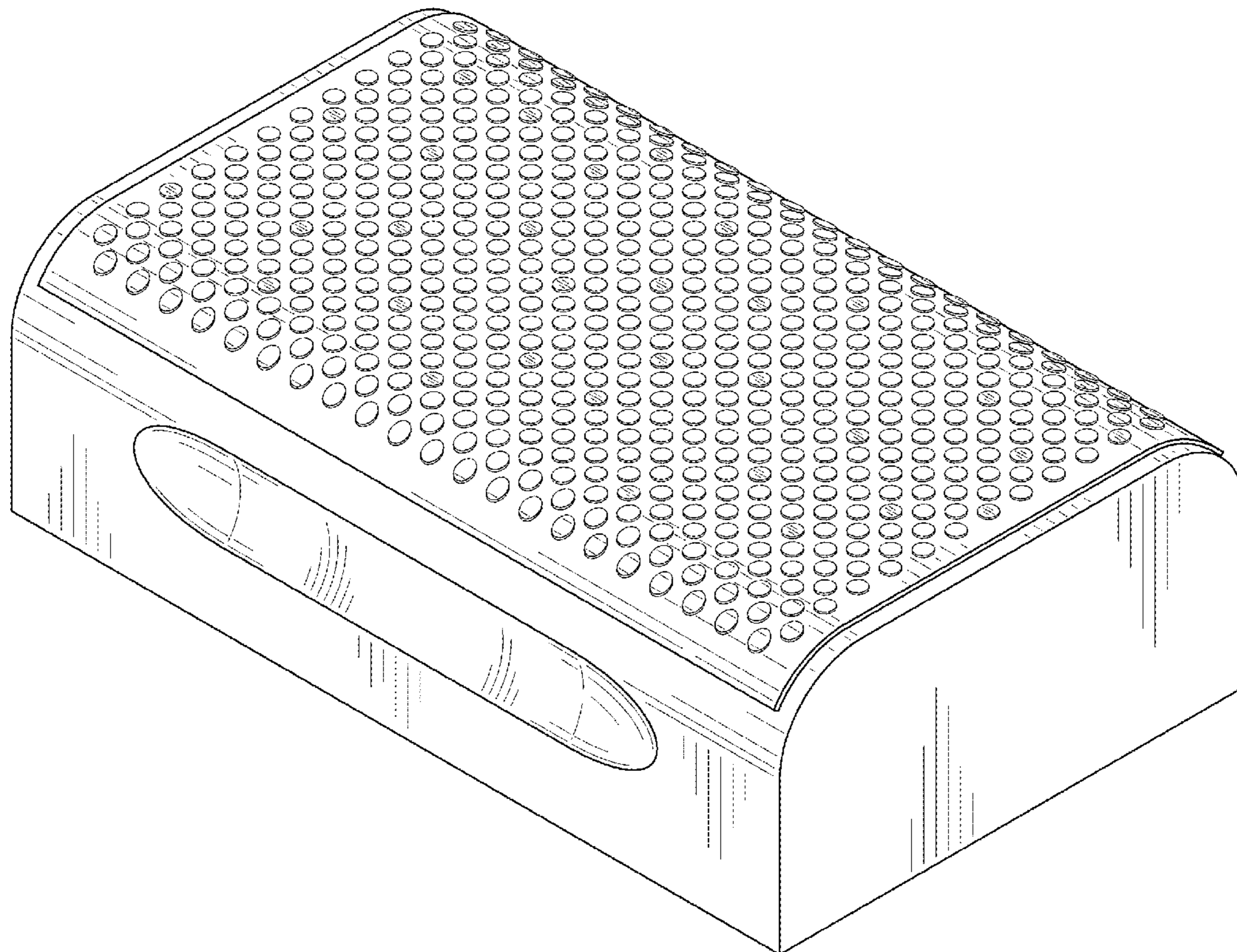
(57) **CLAIM**

The design for a sanding pad, as shown and described.

**DESCRIPTION**

FIG. 1 is a front perspective view of a sanding pad in accordance of the present design;  
FIG. 2 is front elevational view of the sanding pad of FIG. 1, with the rear elevational view being identical thereto;  
FIG. 3 is right side elevational view of the sanding pad of FIG. 1, with the left side elevational view being identical thereto;  
FIG. 4 is a top plan view of the sanding pad of FIG. 1; and,  
FIG. 5 is a bottom plan view of the sanding pad of FIG. 1.

**1 Claim, 4 Drawing Sheets**



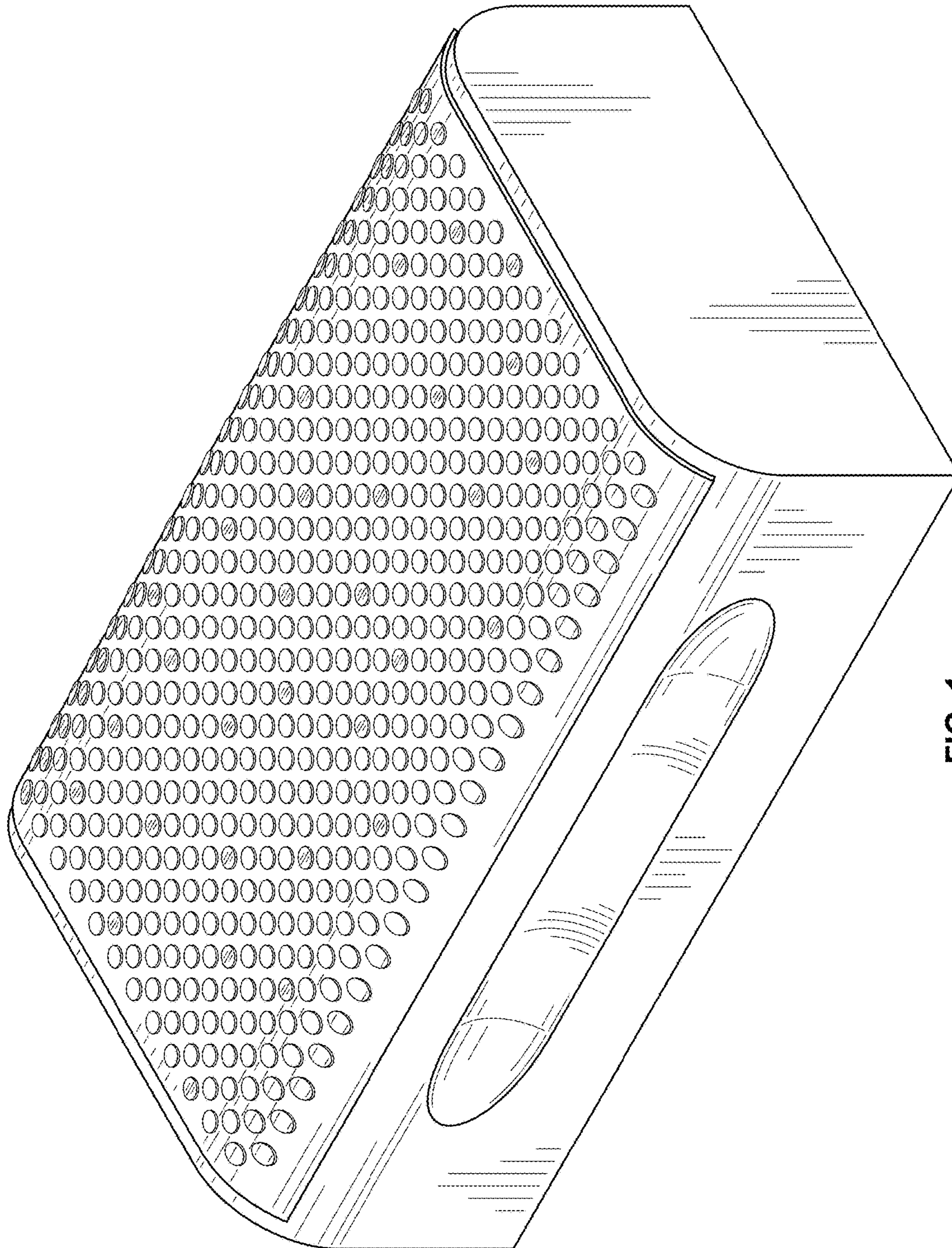


FIG. 1

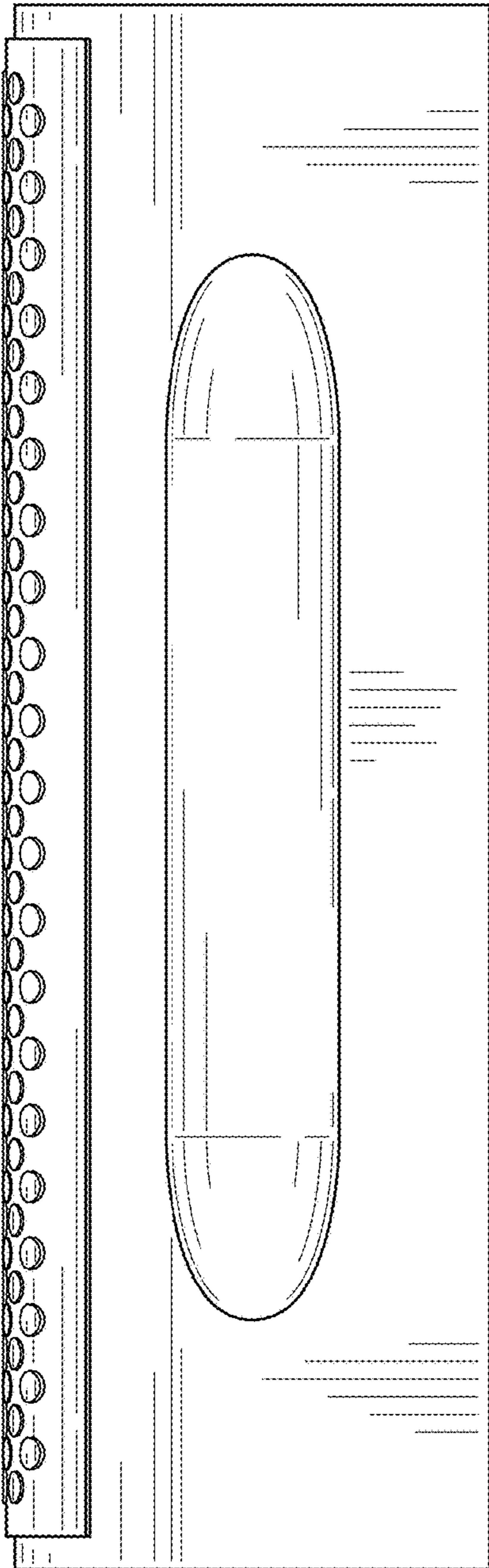


FIG. 2




FIG. 3




FIG. 4




FIG. 5