



US00D803888S

(12) **United States Design Patent** (10) **Patent No.:** **US D803,888 S**
Jewitt (45) **Date of Patent:** **** Nov. 28, 2017**

(54) **PRINTER MACHINE USER INTERFACE
SCREEN WITH ICON**

(71) Applicant: **XEROX CORPORATION**, Norwalk,
CT (US)

(72) Inventor: **Shane Jewitt**, Webster, NC (US)

(73) Assignee: **Xerox Corporation**, Norwalk, CT (US)

(**) Term: **15 Years**

(21) Appl. No.: **29/573,771**

(22) Filed: **Aug. 9, 2016**

(51) **LOC (10) Cl.** **14-04**

(52) **U.S. Cl.**
USPC **D14/495**

(58) **Field of Classification Search**
USPC D14/485-495
CPC G06F 3/048; G06F 3/0481; G06F 3/04812;
G06F 3/04815; G06F 3/04817; G06F
3/0482; G06F 3/0483; G06F 3/0484;
G06F 3/04842; G06F 3/04845; G06F
3/04847; G06F 3/0485; G06F 3/04855;
G06F 3/0486; G06F 3/0487; G06F
3/0488; G06F 3/04883; G06F 3/04886;
H04N 1/00424

See application file for complete search history.

(56) **References Cited**

U.S. PATENT DOCUMENTS

D563,419 S * 3/2008 Yamashita D14/485
D589,792 S * 4/2009 Clabough D9/434

D689,517 S * 9/2013 Radakovitz D14/489
D699,263 S * 2/2014 Courage D14/489
D716,841 S * 11/2014 Allyn D14/490
D721,715 S * 1/2015 Bauermeister D14/485
D732,574 S * 6/2015 Capela D14/489
9,075,436 B1 * 7/2015 Korn G06F 3/016
D754,749 S * 4/2016 Jung D14/495
D755,245 S * 5/2016 Kim D14/492
D768,723 S * 10/2016 Anzures D14/495
2011/0072393 A1 * 3/2011 Wilairat G06F 3/0488
715/811
2016/0070420 A1 * 3/2016 Mizunuma G06F 3/0425
345/175

* cited by examiner

Primary Examiner — Melanie H Tung
Assistant Examiner — Bao-Yen T Nguyen

(57) **CLAIM**

The ornamental design for a printer machine user interface screen with icon, as shown and described.


DESCRIPTION

FIG. 1 is a front view of a printer machine user interface screen with icon showing the new design, the icon is shown in an enlarged view without the broken lines for clarity of illustration; and,

FIG. 2 is a front view of printer machine user interface screen with icon showing the new design.

The broken lines illustrate the printer machine user interface screen and form no part of the claimed design. The broken lines illustrate portions of the graphical user interface and form no part of the claimed design.

1 Claim, 2 Drawing Sheets






FIG. 1

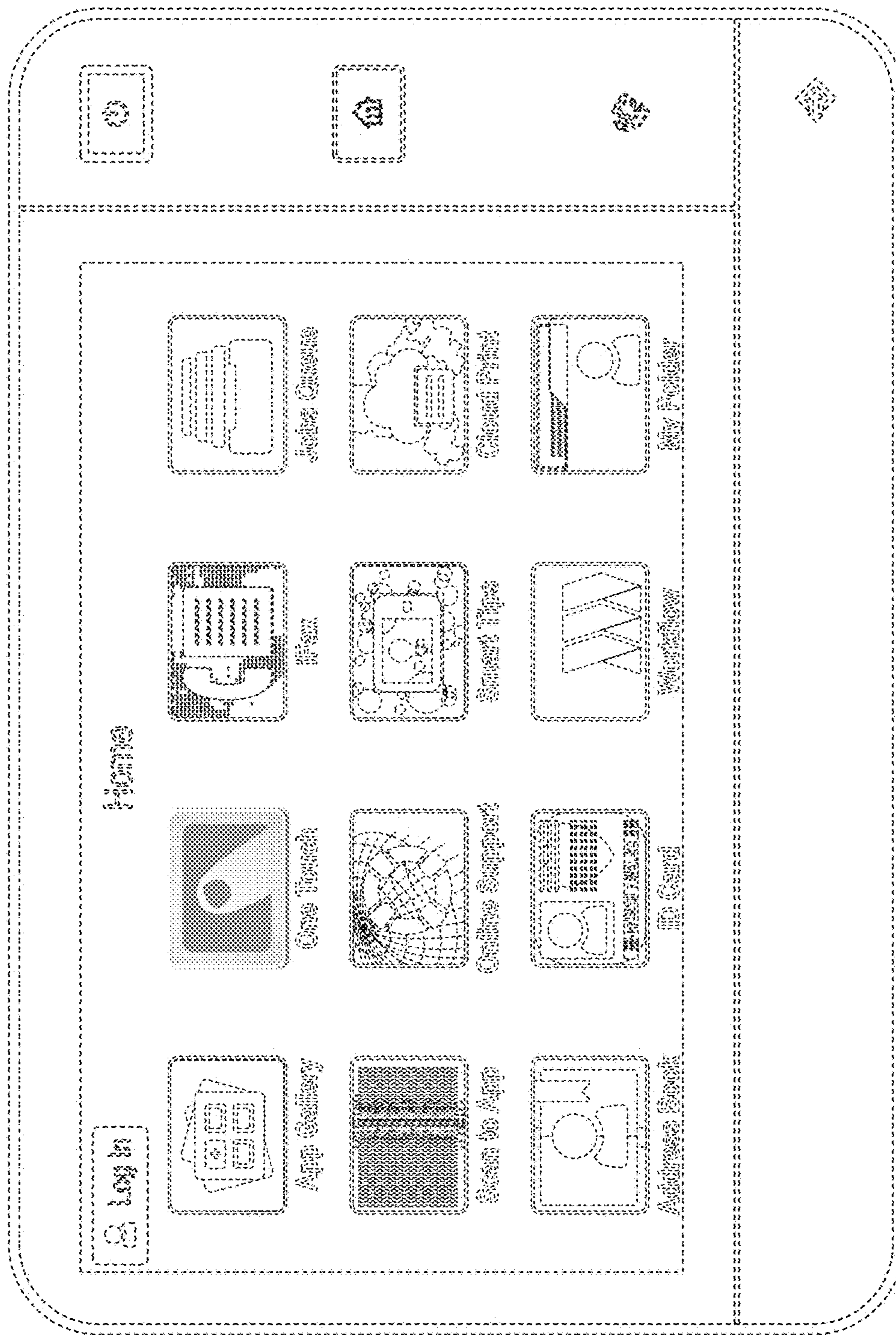


FIG. 2