



US00D803858S

(12) **United States Design Patent** (10) **Patent No.:** **US D803,858 S**
Su et al. (45) **Date of Patent:** **** Nov. 28, 2017**

(54) **DISPLAY SCREEN OR PORTION THEREOF WITH ANIMATED GRAPHICAL USER INTERFACE**

(71) Applicant: **SZ DJI Osmo Technology Co., Ltd.**, Shenzhen (CN)

(72) Inventors: **Guanhua Su**, Shenzhen (CN); **Zhuo Guo**, Shenzhen (CN); **Ye Tao**, Shenzhen (CN); **Yukun He**, Shenzhen (CN); **Bingzhen Yang**, Shenzhen (CN)

(73) Assignee: **SZ DJI Osmo Technology Co., Ltd.**, Shenzhen (CN)

(**) Term: **15 Years**

(21) Appl. No.: **29/582,428**

(22) Filed: **Oct. 27, 2016**

Related U.S. Application Data

(63) Continuation of application No. 29/540,663, filed on Sep. 25, 2015, now Pat. No. Des. 790,567.

(51) **LOC (10) Cl.** **14-04**

(52) **U.S. Cl.**
USPC **D14/486**; D14/488

(58) **Field of Classification Search**
USPC D14/485-495
CPC .. G06F 3/04841; G06F 3/048; G06F 3/04842; G06F 3/0488; G06F 3/0482
See application file for complete search history.

(56) **References Cited**

U.S. PATENT DOCUMENTS

D588,151 S *	3/2009	Okada	D14/488
D606,086 S *	12/2009	Agnetta	D14/485
D643,438 S *	8/2011	Gardner	D14/486
D650,789 S *	12/2011	Arnold	D14/488
D688,264 S *	8/2013	Zaman	D14/488

D695,779 S *	12/2013	Edwards	D14/488
D695,783 S *	12/2013	Edwards	D14/488
D696,271 S	12/2013	Lee et al.	
D706,803 S *	6/2014	Rogowski	D14/486
D726,748 S	4/2015	Maekawa	
D727,933 S *	4/2015	Yang	D14/486
D727,934 S *	4/2015	Jin	D14/486
D729,263 S *	5/2015	Ahn	D14/486
D733,719 S *	7/2015	Brinda	D14/485
D748,113 S *	1/2016	Gray	D14/485
D750,110 S	2/2016	Amin et al.	
D750,644 S *	3/2016	Bhutani	D14/485

(Continued)

Primary Examiner — Cathron C Brooks

Assistant Examiner — Sharon S Oum

(74) *Attorney, Agent, or Firm* — Sterne, Kessler, Goldstein & Fox P.L.L.C.

(57) **CLAIM**

The ornamental design for a display screen or portion thereof with animated graphical user interface, as shown and described.

DESCRIPTION

FIG. 1 is a front view of a display screen or portion thereof with animated graphical user interface showing a first image of our new design;

FIG. 2 is a second image thereof;

FIG. 3 is a third image thereof;

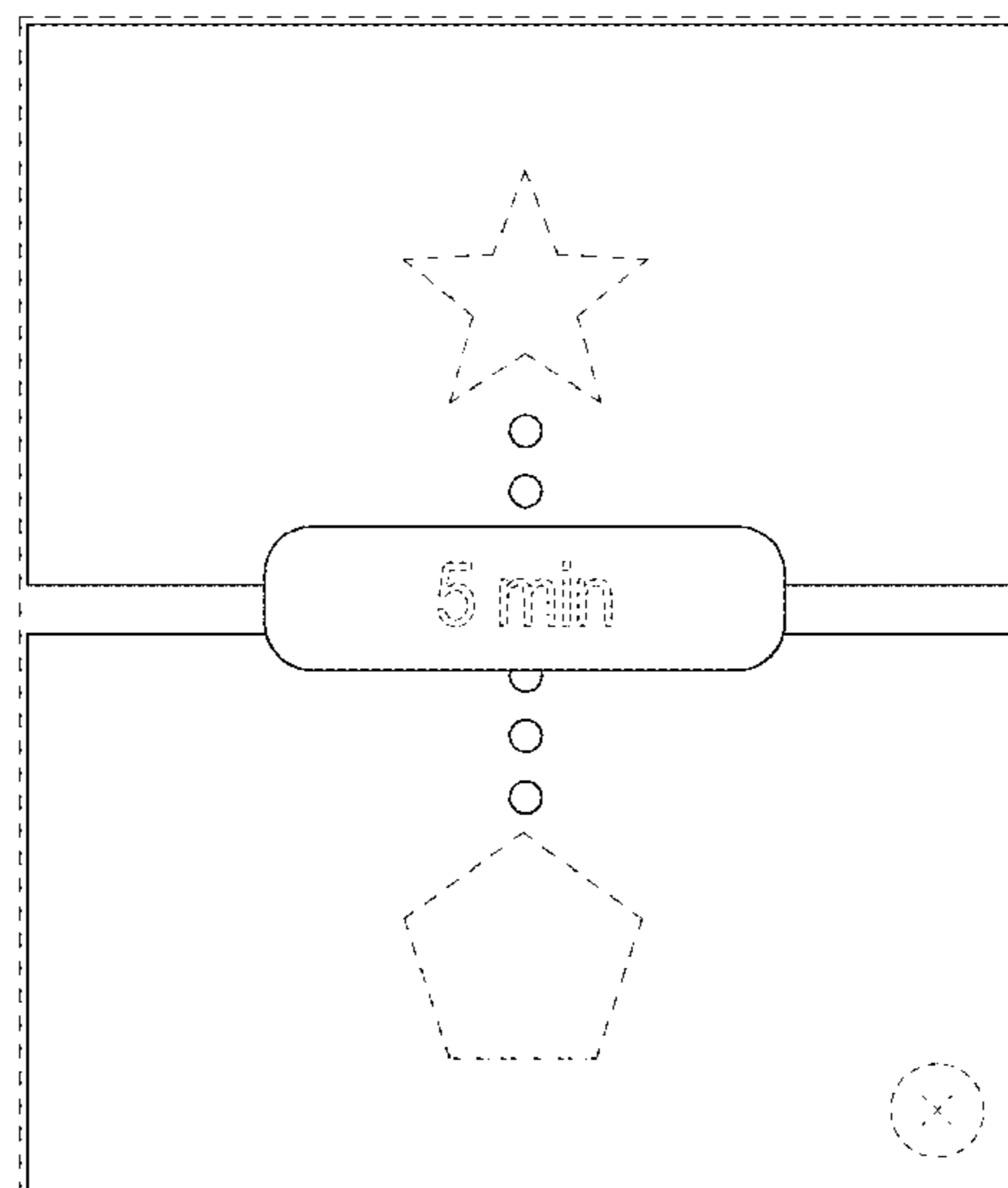
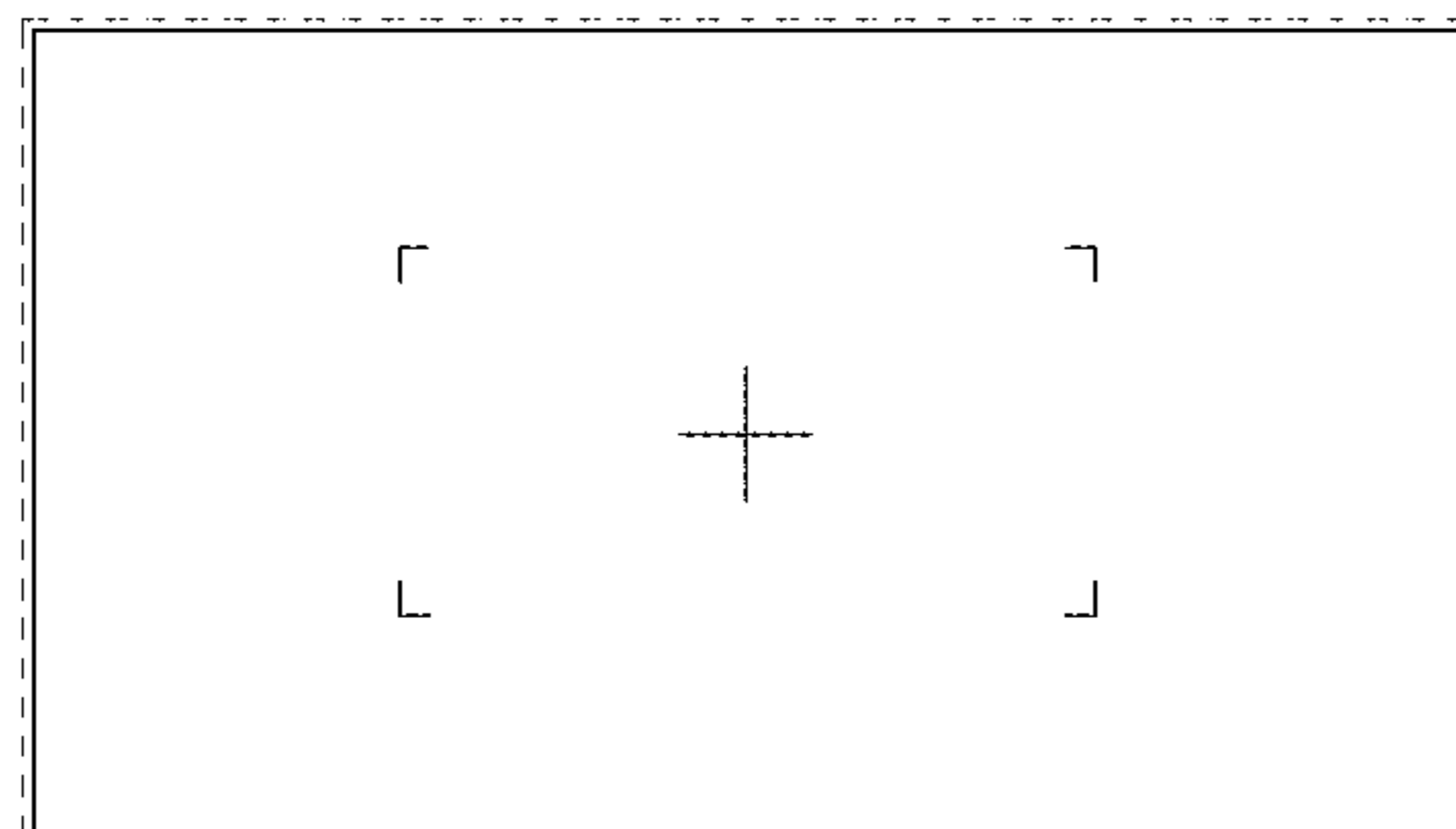
FIG. 4 is a fourth image thereof; and,

FIG. 5 is a fifth image thereof.

The outermost broken lines in the figures show a display screen or portion thereof, and form no part of the claimed design. The other broken lines in the figures show portions of the animated graphical user interface that form no part of the claimed design.

The appearance of the animated images sequentially transitions between the images shown in FIGS. 1-5. The process or period in which one image transitions to another forms no part of the claimed design.

1 Claim, 4 Drawing Sheets



(56)

References Cited

U.S. PATENT DOCUMENTS

D754,175	S	4/2016	Kim	
D757,057	S *	5/2016	Lee	D14/486
D757,062	S	5/2016	Peng et al.	
D759,067	S	6/2016	Kim et al.	
D759,677	S	6/2016	Oguntebi	
D759,694	S *	6/2016	Lim	D14/486
D762,234	S *	7/2016	Li	D14/486
D763,279	S	8/2016	Jou	
D763,898	S *	8/2016	Raykovich	D14/486
D763,922	S *	8/2016	Huang	D14/493
D765,093	S	8/2016	Sonoda et al.	
D766,269	S *	9/2016	Gandhi	D14/485
D768,642	S	10/2016	Li et al.	
D771,639	S	11/2016	Dellinger et al.	
D772,282	S *	11/2016	Kwon	D14/488
D772,890	S *	11/2016	Bauer	D14/485
D774,052	S *	12/2016	Gedrich	D14/485
D774,522	S *	12/2016	Joukov	D14/485
D776,124	S *	1/2017	Lee	D14/485
D780,798	S *	3/2017	Yang	D14/485
D790,567	S *	6/2017	Su	D14/486
2004/0008224	A1	1/2004	Molander et al.	
2007/0067738	A1	3/2007	Flynt et al.	
2008/0174570	A1	7/2008	Jobs et al.	
2016/0191793	A1	6/2016	Yang et al.	
2016/0297545	A1	10/2016	Yang et al.	

* cited by examiner

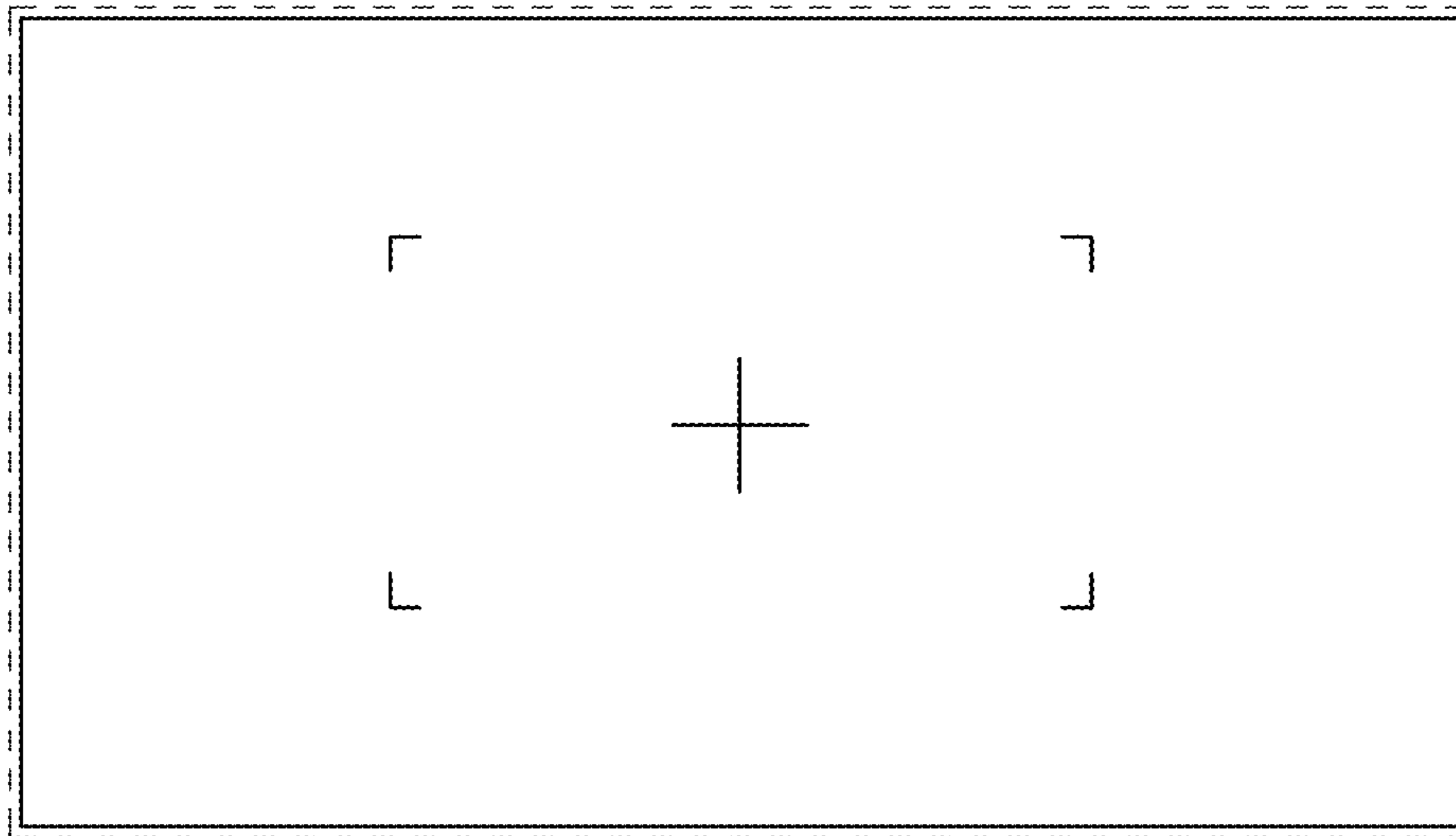


FIG. 1




FIG. 2

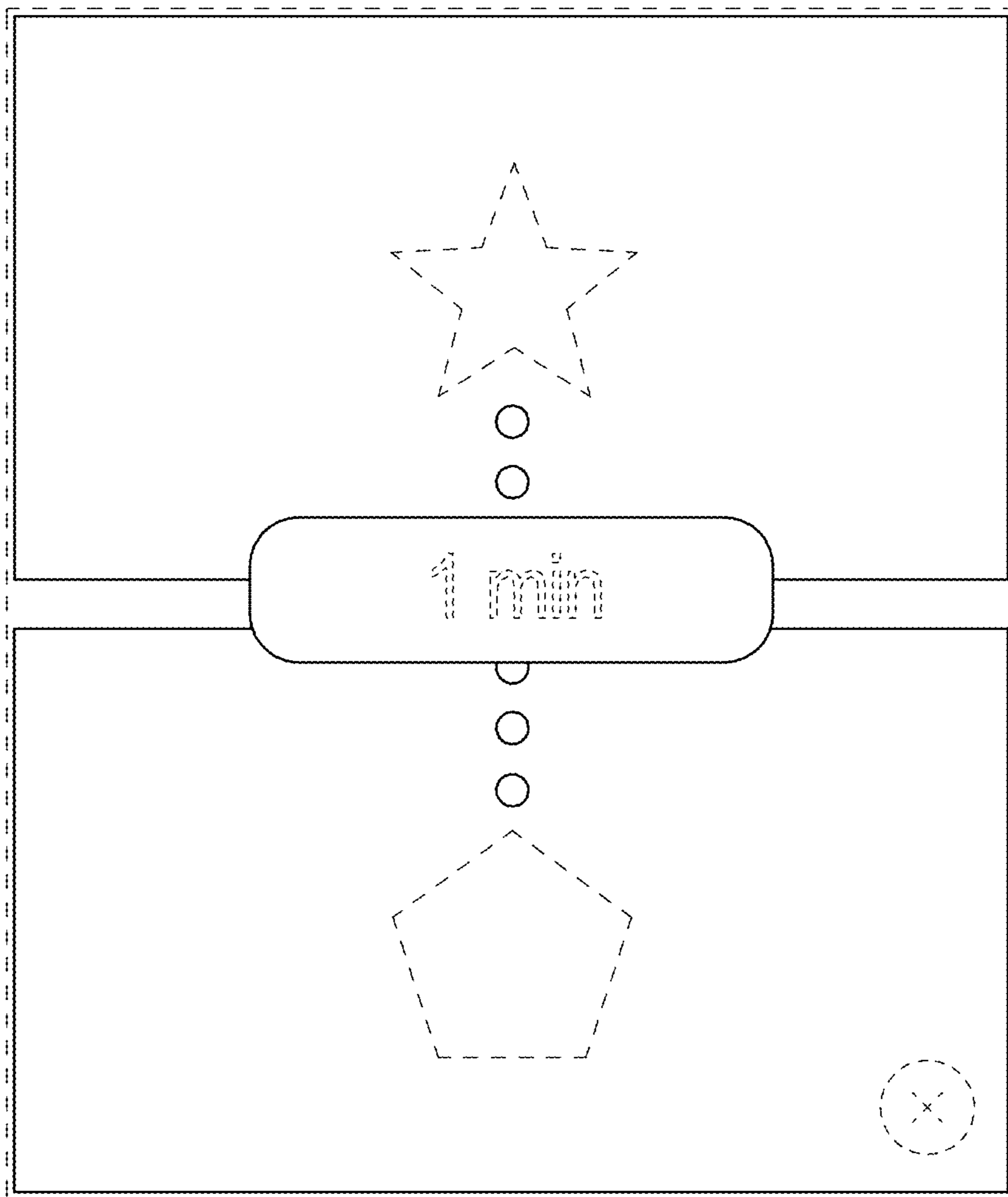


FIG. 3

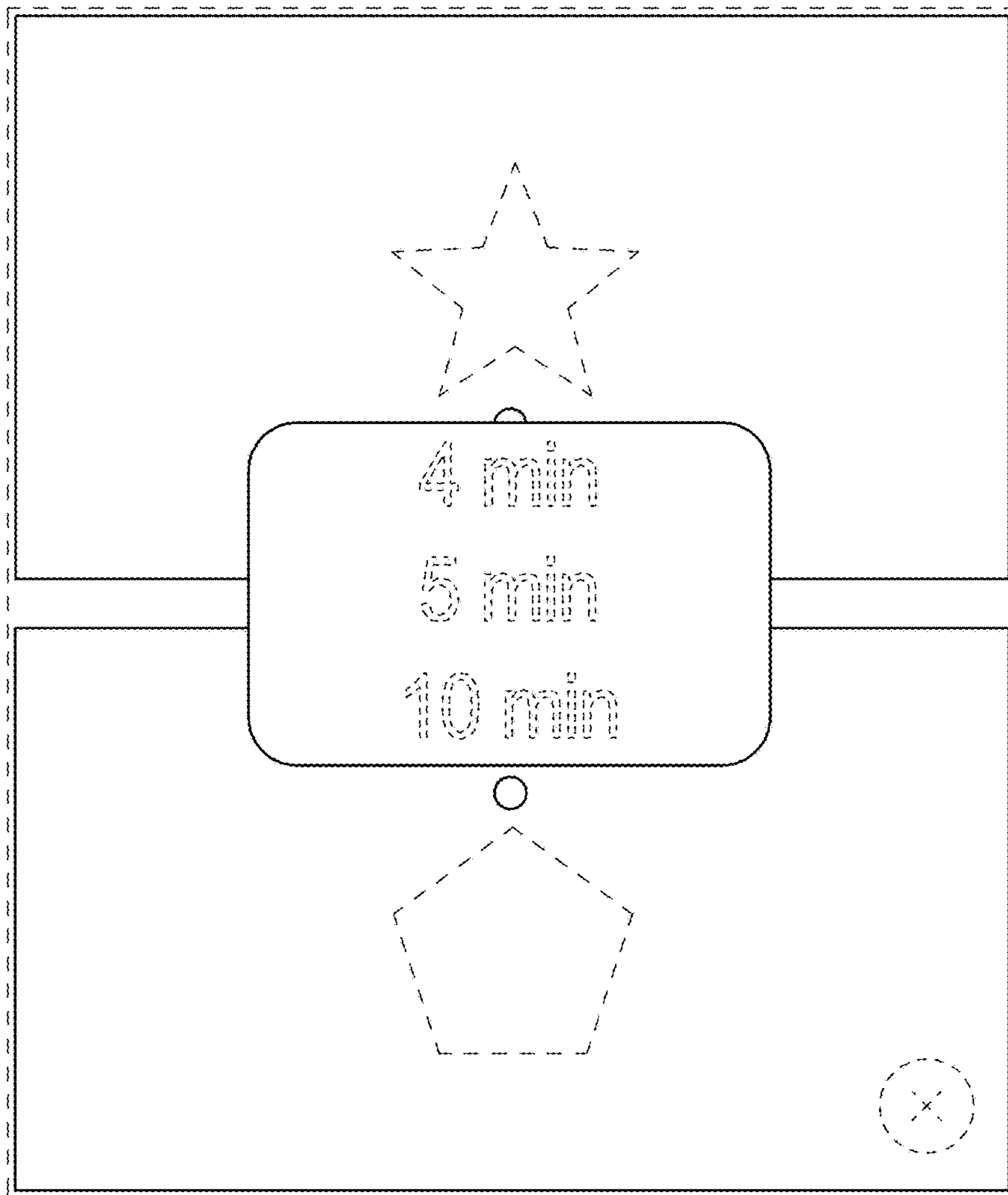


FIG. 4

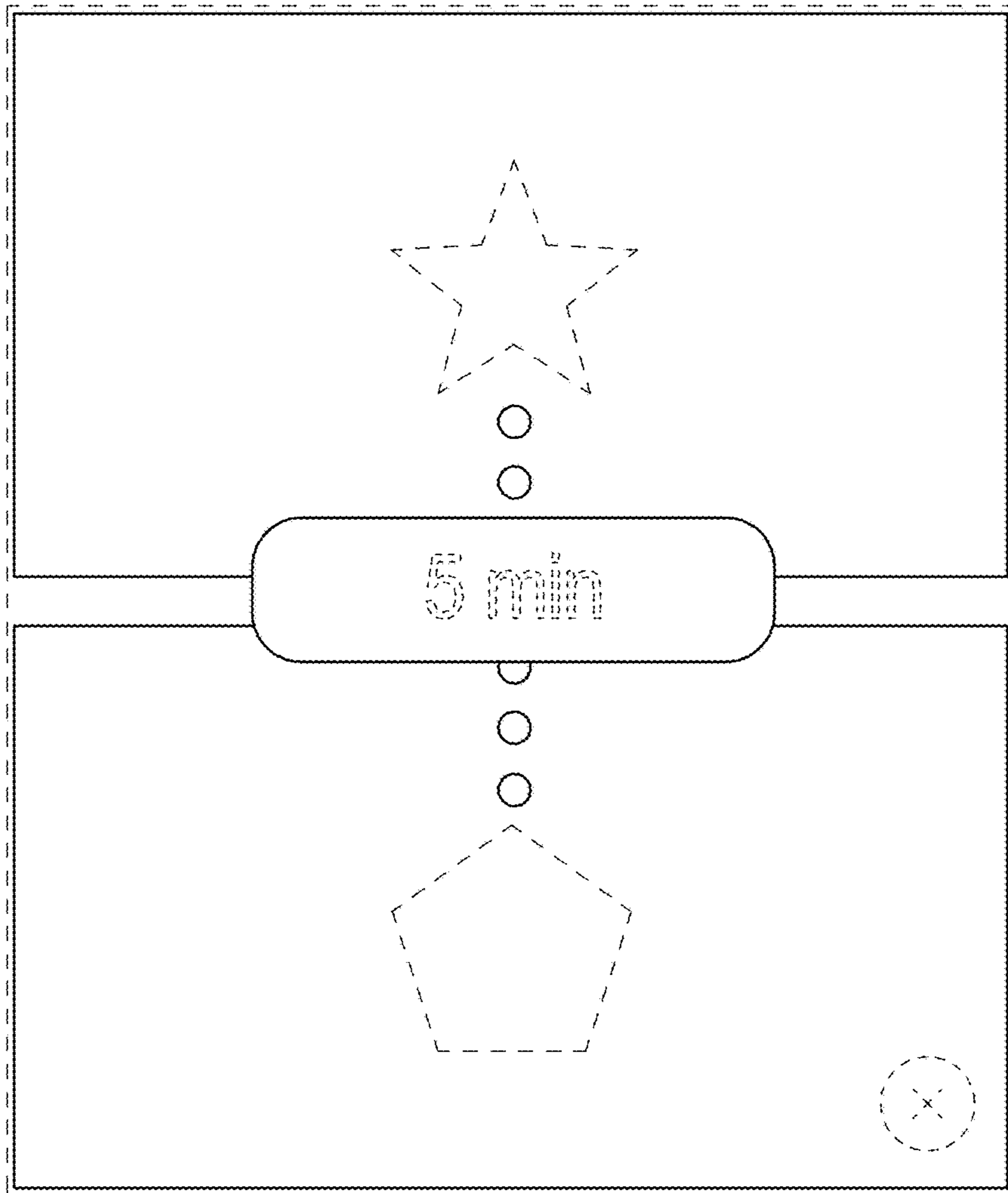


FIG. 5