



US00D803852S

(12) **United States Design Patent**
Hoffman

(10) **Patent No.:** **US D803,852 S**

(45) **Date of Patent:** **** Nov. 28, 2017**

(54) **DISPLAY SCREEN OR A PORTION THEREOF WITH ANIMATED GRAPHICAL USER INTERFACE**

(71) Applicant: **Sorenson IP Holdings, LLC**, Salt Lake City, UT (US)

(72) Inventor: **Clark Hoffman**, Saratoga Springs, UT (US)

(73) Assignee: **Sorenson IP Holdings, LLC**, Salt Lake City, UT (US)

(**) Term: **15 Years**

(21) Appl. No.: **29/598,832**

(22) Filed: **Mar. 29, 2017**

(51) **LOC (10) Cl.** **14-04**

(52) **U.S. Cl.**
USPC **D14/485**

(58) **Field of Classification Search**
USPC D14/485-495
CPC G06F 17/211; G06F 17/212; G06F 3/1251; G06F 3/0481; G06F 2203/04807
See application file for complete search history.

(56) **References Cited**

U.S. PATENT DOCUMENTS

D523,869 S *	6/2006	Hally	D14/486
D523,870 S *	6/2006	Hally	D14/487
D525,984 S *	8/2006	Hally	D14/487
D599,809 S *	9/2009	Hirsch	D14/485
D626,134 S *	10/2010	Chaudhri	D14/486
D638,844 S *	5/2011	Woods	D14/486
D639,818 S *	6/2011	Woods	D14/486
D652,050 S *	1/2012	Chaudhri	D14/486
D658,198 S *	4/2012	Gleasant	D14/486
D676,866 S *	2/2013	Chaudhri	D14/487
D709,080 S *	7/2014	Kim	D14/486
D723,058 S *	2/2015	Matsuda	
D735,234 S *	7/2015	Chae	D14/487

D736,815 S *	8/2015	Nijima	D14/486
D741,895 S *	10/2015	Nguyen	D14/487
D743,434 S *	11/2015	Chaudhri	D14/488
D745,052 S *	12/2015	Um	D14/487
D746,317 S *	12/2015	Frick	D14/487
D751,090 S *	3/2016	Hu	D14/485
D756,370 S *	5/2016	Arriola	D14/485
D758,422 S *	6/2016	Zhao	G06F 3/04817

D760,768 S *	7/2016	Um	D14/488
--------------	--------	----	---------

(Continued)

FOREIGN PATENT DOCUMENTS

WO 2009029328 A1 3/2009

Primary Examiner — Darlington Ly

Assistant Examiner — Daniel J Domino

(74) *Attorney, Agent, or Firm* — Maschoff Brennan

(57) **CLAIM**

The ornamental design for a display screen or a portion thereof with animated graphical user interface, as shown and described.

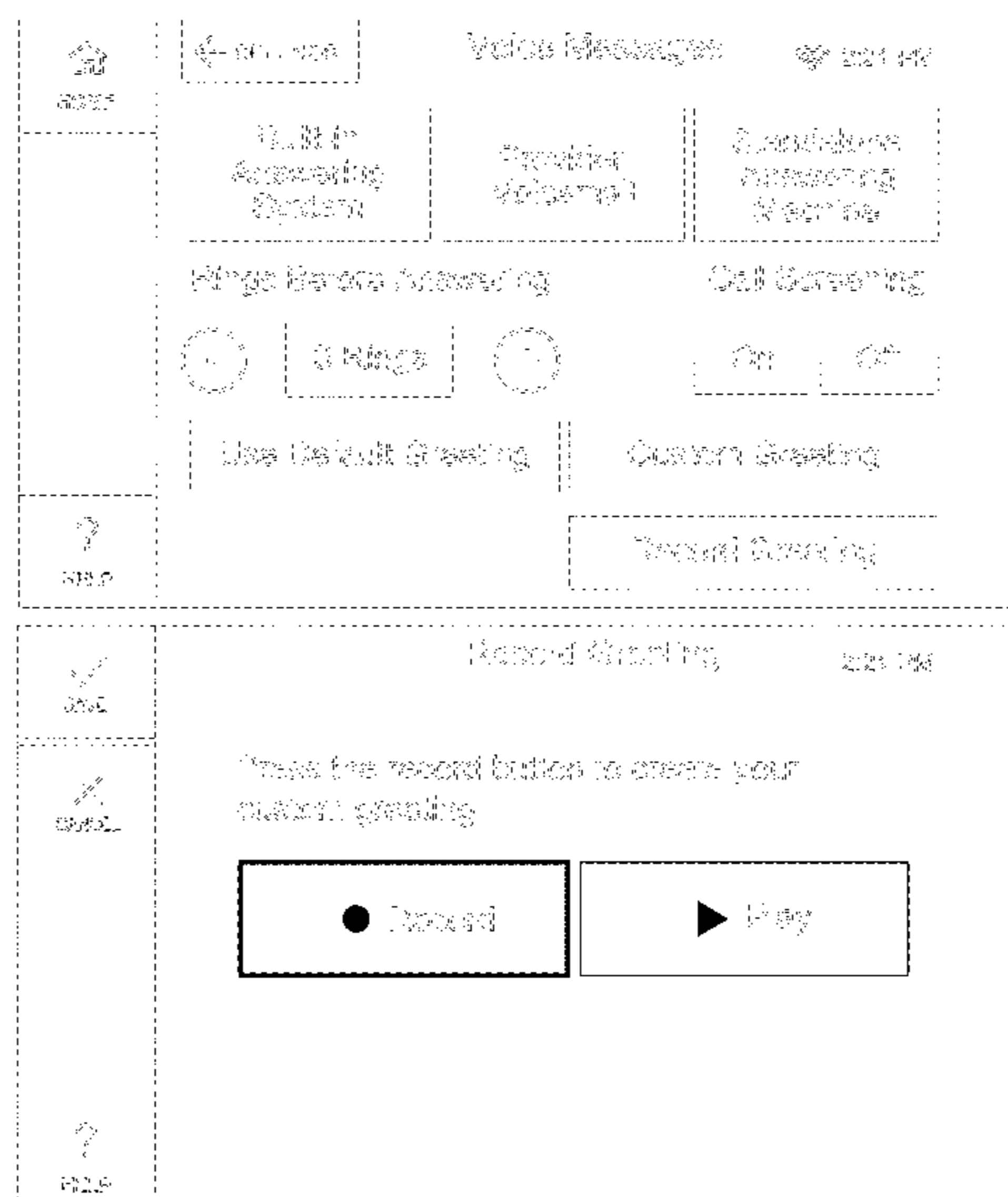
DESCRIPTION

FIG. 1 is a first image in a sequence for a display screen or portion thereof with animated graphical user interface; FIG. 2 is a second image thereof; FIG. 3 is a third image thereof; FIG. 4 is a fourth image thereof; FIG. 5 is a fifth image thereof; and, FIG. 6 is a sixth image thereof.

The outermost broken line showing of a display screen or portion thereof and the other broken lines showing elements of the graphical user interface illustrate portions of the article and do not form part of the claimed design.

The appearance of the animated graphical user interface transitions sequentially between the images shown in FIGS. 1-6. The process or period in which one image transitions to another forms no part of the claimed design.

1 Claim, 6 Drawing Sheets



(56)

References Cited

U.S. PATENT DOCUMENTS

D763,271	S	*	8/2016	Everette	D14/485
D763,275	S	*	8/2016	Loosli	D14/485
D763,870	S	*	8/2016	Kim	D14/485
D765,118	S	*	8/2016	Bachman	D14/486
D772,918	S	*	11/2016	van den Berg	D14/487
D776,126	S	*	1/2017	Lai	D14/485
2002/0105534	A1	*	8/2002	Balassanian	G06F 3/0485 715/716
2008/0168353	A1		7/2008	Anzures et al.	
2012/0071137	A1		3/2012	Bisrat	

* cited by examiner




FIG. 1

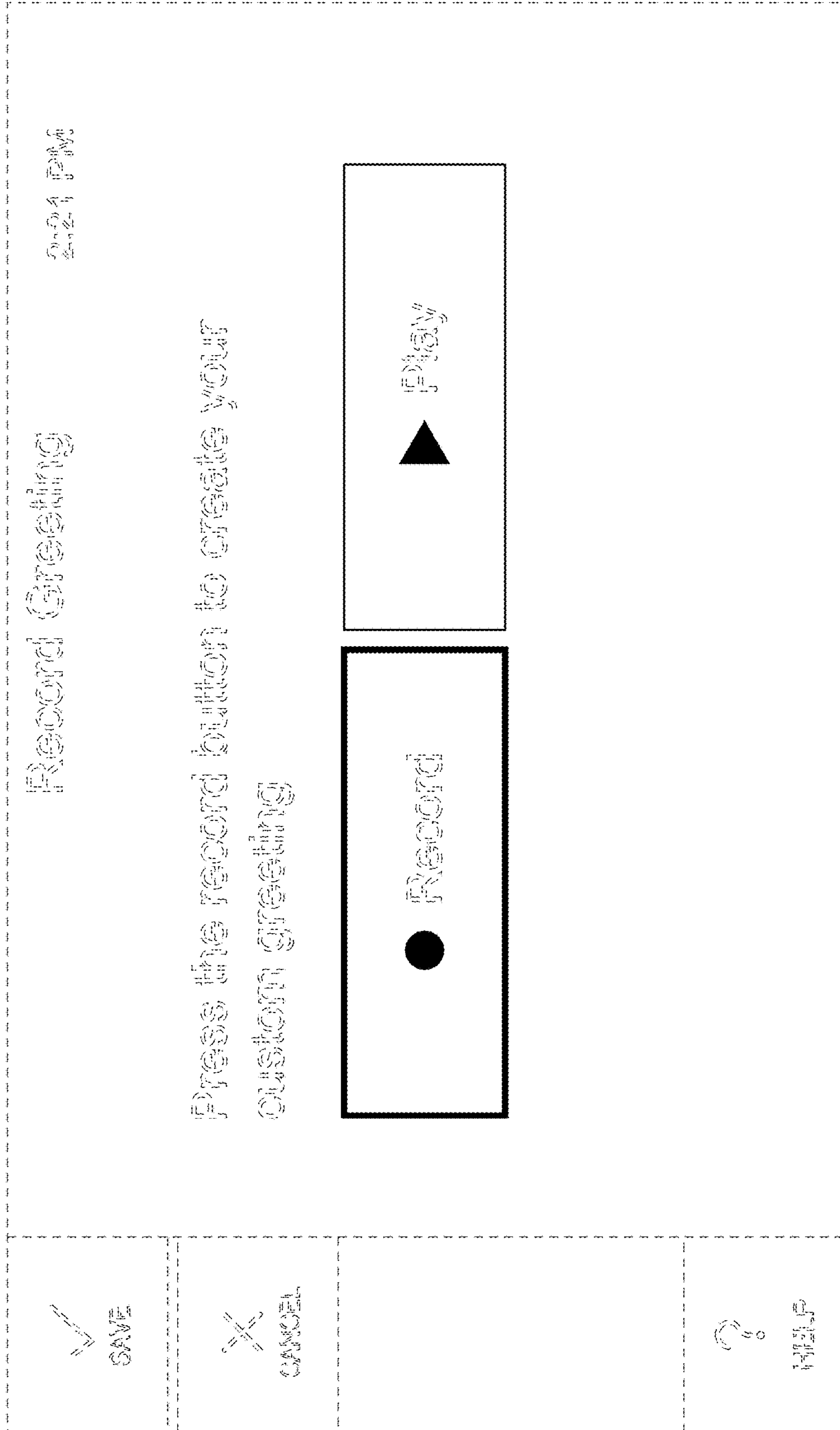


FIG. 2

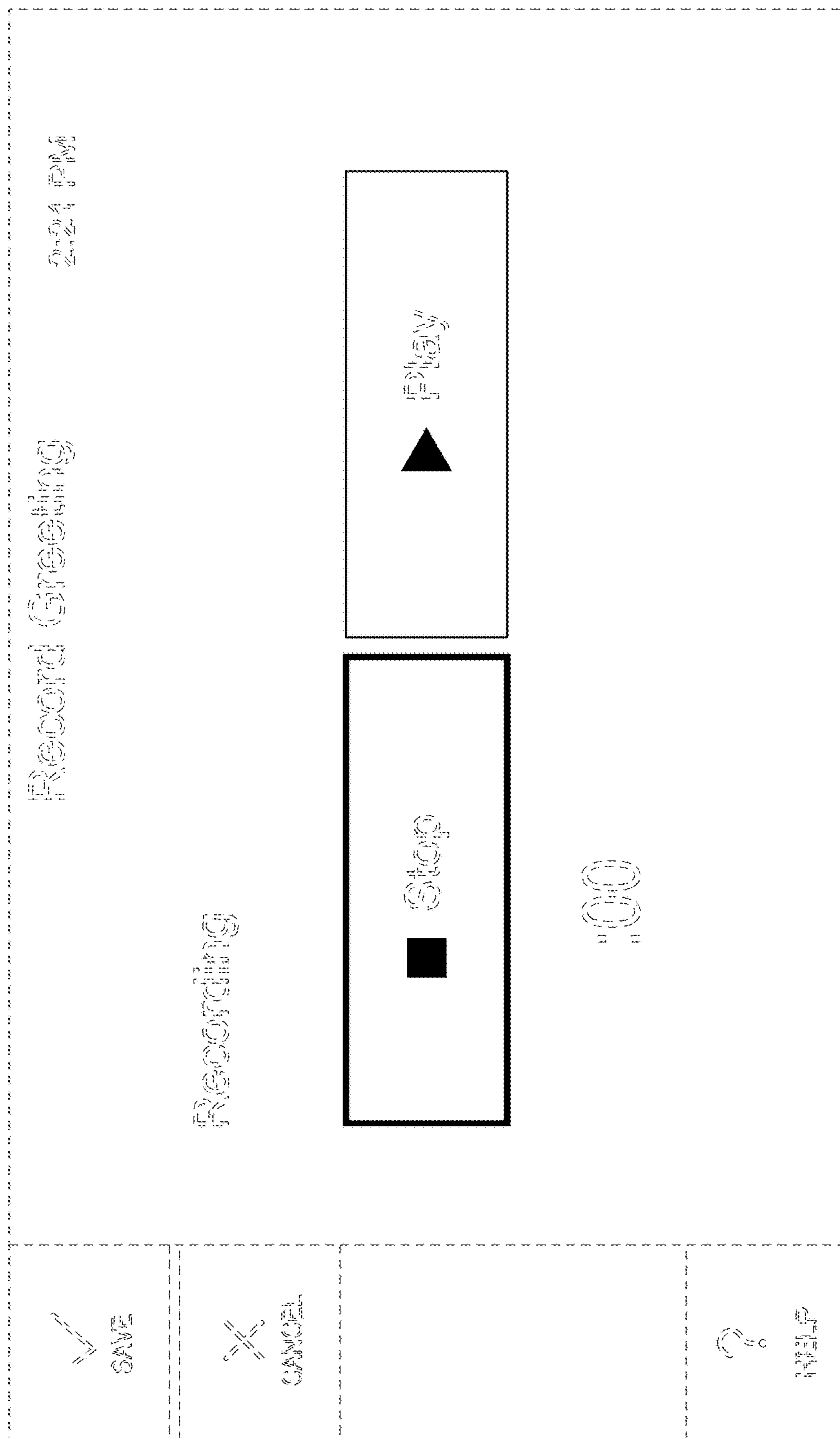


FIG. 3

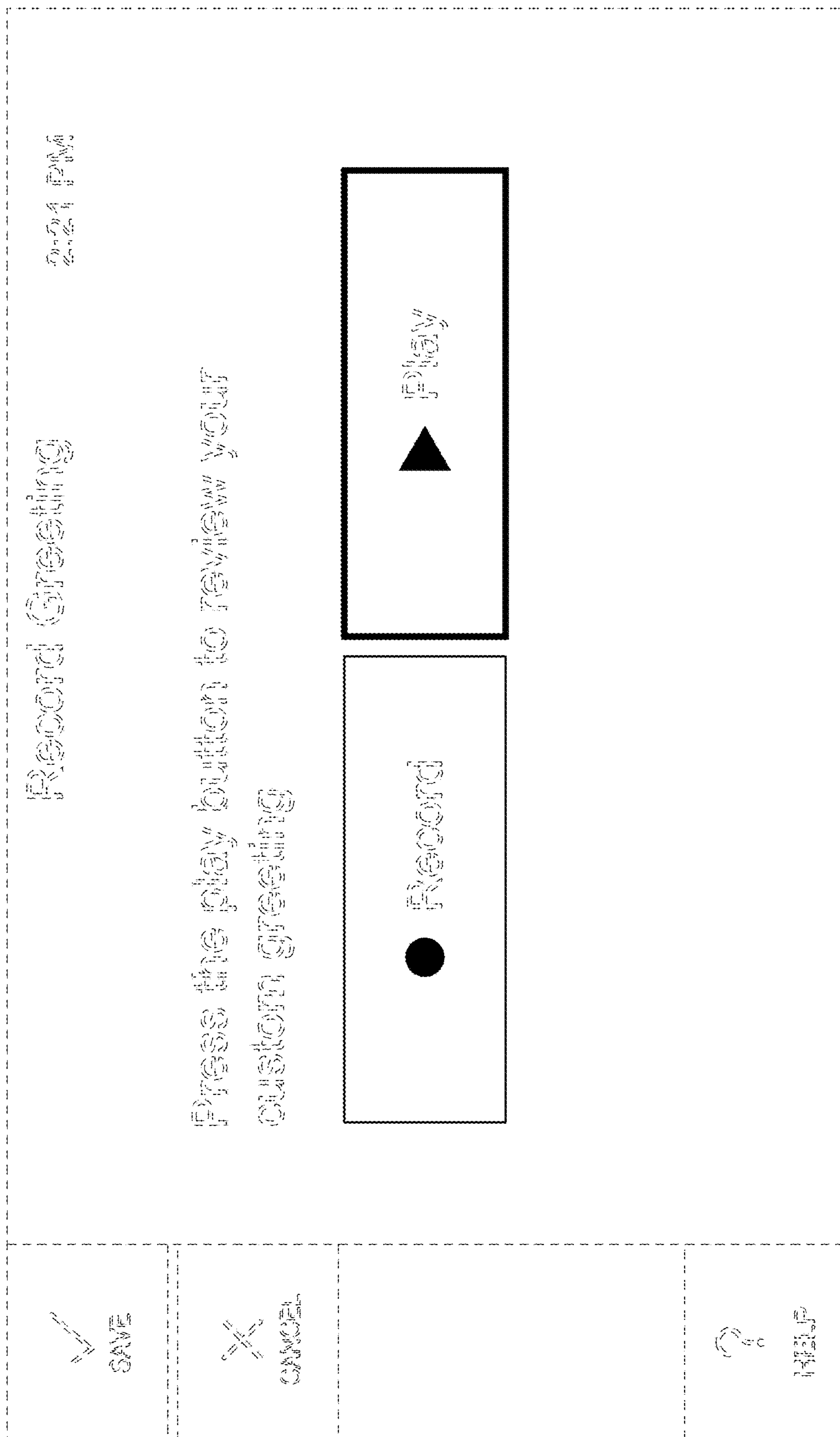


FIG. 4

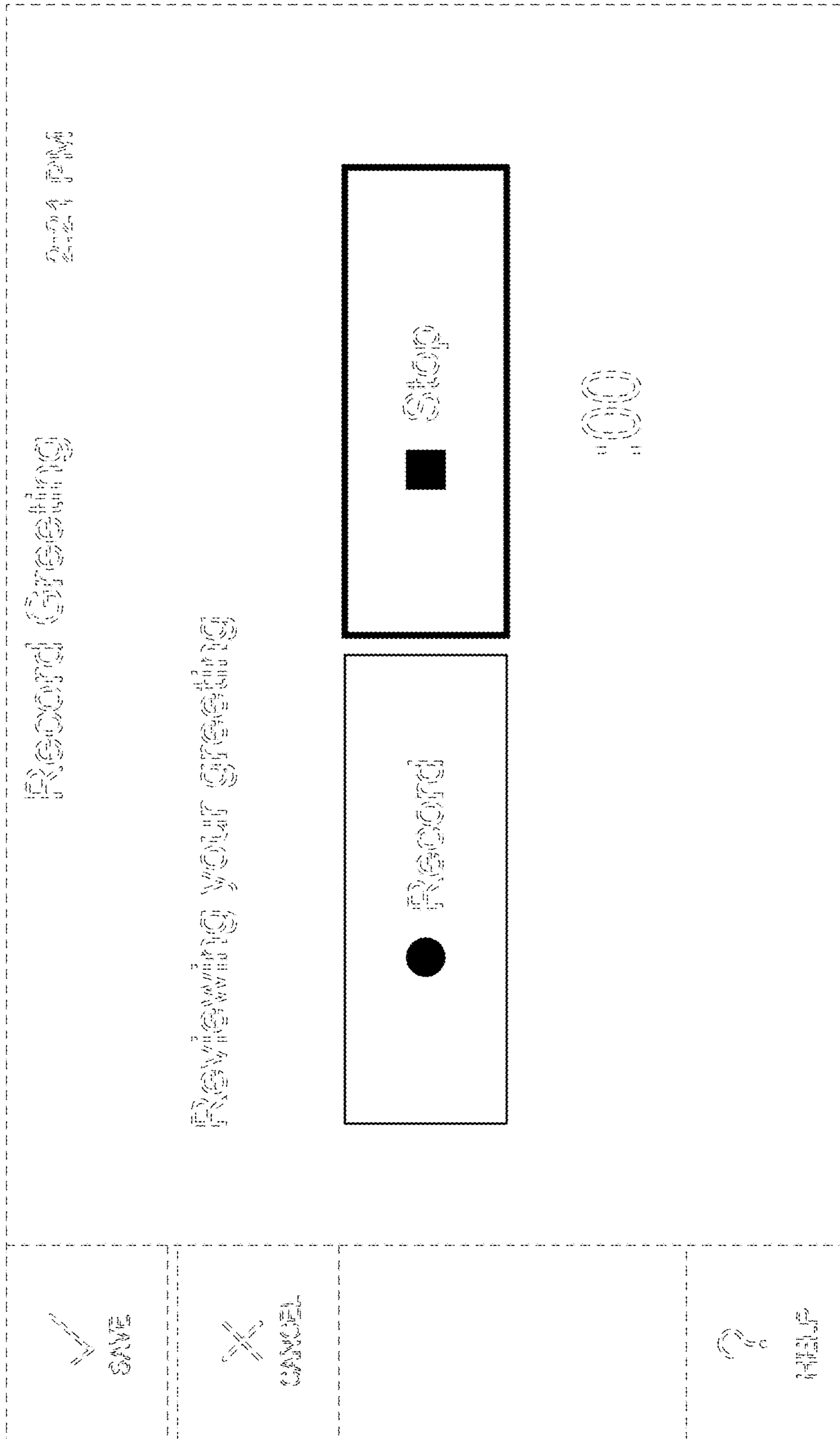


FIG. 5

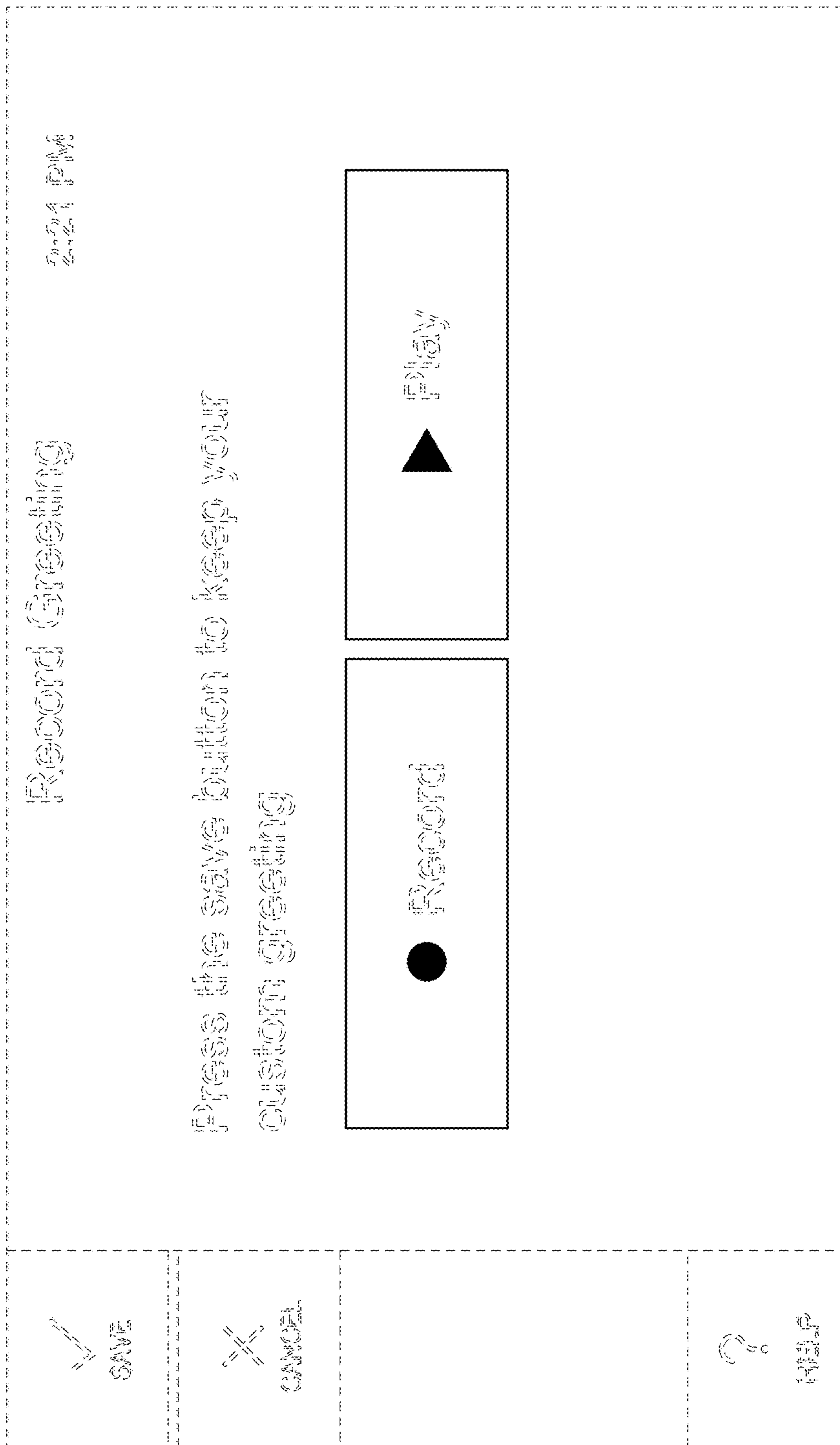


FIG. 6