



US00D803833S

(12) **United States Design Patent**
He

(10) **Patent No.:** **US D803,833 S**

(45) **Date of Patent:** **** Nov. 28, 2017**

(54) **CARD READER**

(71) Applicant: **DONGGUAN CITY JIANGHAN ELECTRONICS CO., LTD,**
Guangdong Province (CN)

(72) Inventor: **Tiejun He,** Guangdong Province (CN)

(**) Term: **15 Years**

(21) Appl. No.: **29/564,268**

(22) Filed: **May 11, 2016**

(51) **LOC (10) Cl.** **14-02**

(52) **U.S. Cl.**
USPC **D14/385**

(58) **Field of Classification Search**
USPC D18/4.4, 4.5, 4.6, 12, 12.1, 12.3;
D14/383, 384, 385, 386, 378
CPC G06K 19/07749; G06K 19/0723; G06K
19/041; G06K 19/07758; G06K 19/0775;
G06K 19/07783; G06K 19/07794; G06K
19/06046; G06K 19/07722; G06K
19/07773; G06K 19/07779; G06K
19/07784; G06K 19/07786; G06K
19/0709

See application file for complete search history.

(56) **References Cited**

U.S. PATENT DOCUMENTS

D481,374 S * 10/2003 Lee D14/188
D591,270 S * 4/2009 Jakobson D14/217
D637,189 S * 5/2011 Hemming D14/385
D664,146 S * 7/2012 Hoehn D14/433

D675,617 S * 2/2013 Daniel D14/385
D706,266 S * 6/2014 Rotsaert D14/385
D709,069 S * 7/2014 Cruz D14/385
D711,876 S * 8/2014 McWilliam D14/385
D716,300 S * 10/2014 Cruz D14/385
D729,801 S * 5/2015 Daniel D14/307
D740,286 S * 10/2015 Templeton D14/385
D751,527 S * 3/2016 Hinokio D14/204
D776,658 S * 1/2017 Zhu D14/385
D776,659 S * 1/2017 Hou D14/433
D795,869 S * 8/2017 Templeton D14/385

* cited by examiner

Primary Examiner — Austin Murphy

(74) *Attorney, Agent, or Firm* — Prakash Nama; Global IP Services, PLLC


(57) **CLAIM**

The ornamental design for a card reader, as shown and described.

DESCRIPTION

FIG. 1 is a front elevational view of a card reader showing my new design;
FIG. 2 is a rear elevational view thereof;
FIG. 3 is a left side view thereof;
FIG. 4 is a right side view thereof;
FIG. 5 is a top plan view thereof;
FIG. 6 is a bottom plan view thereof;
FIG. 7 is a perspective view thereof; and,
FIG. 8 is another perspective view thereof.
The broken lines shown in Figs form no part of the claimed design.

1 Claim, 2 Drawing Sheets



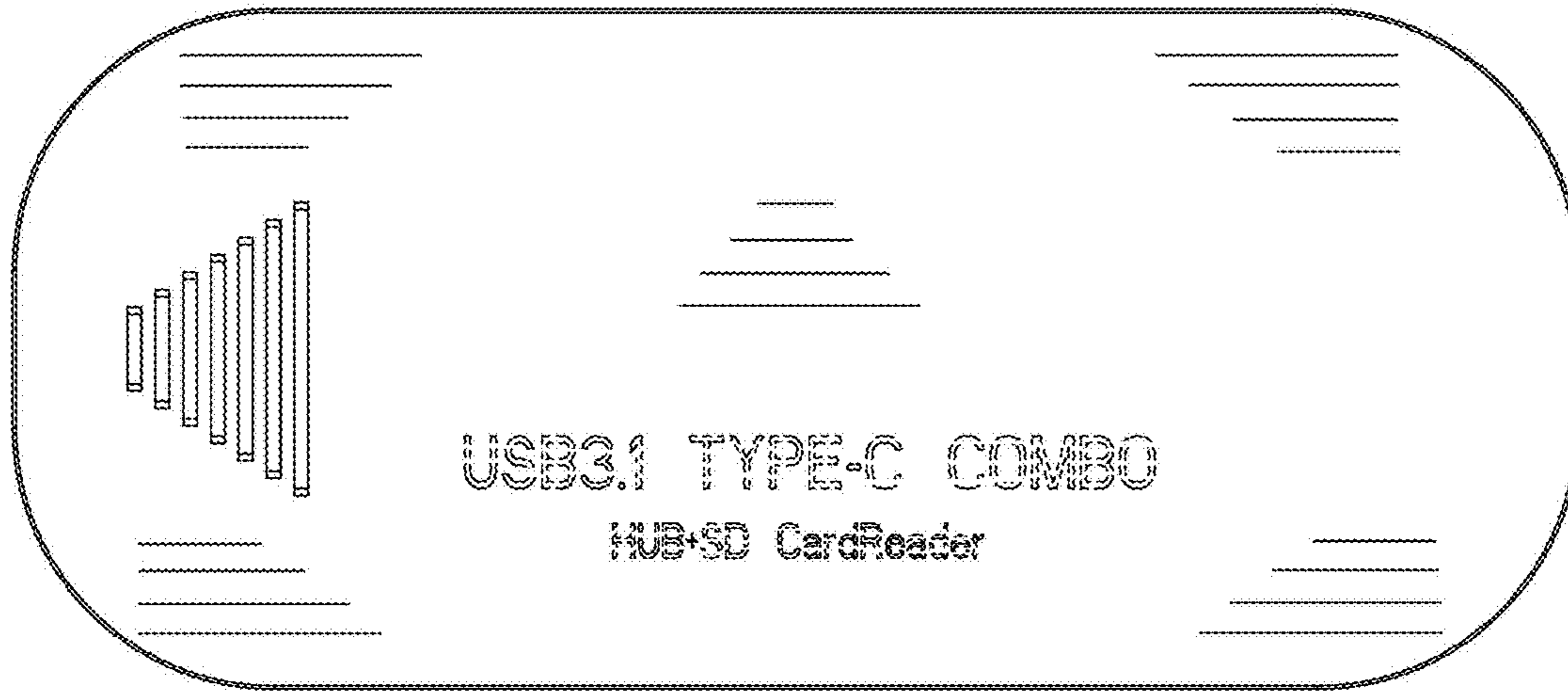


FIG. 1

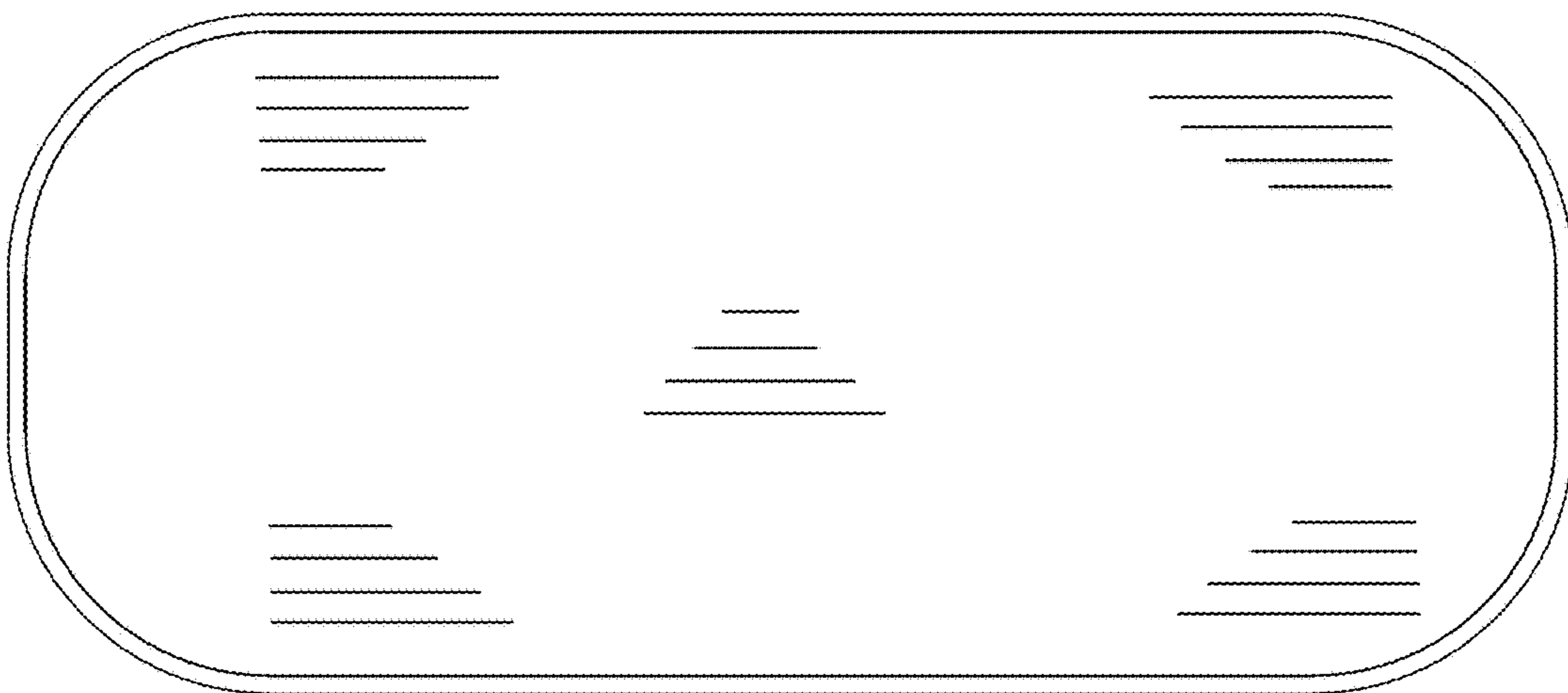


FIG. 2

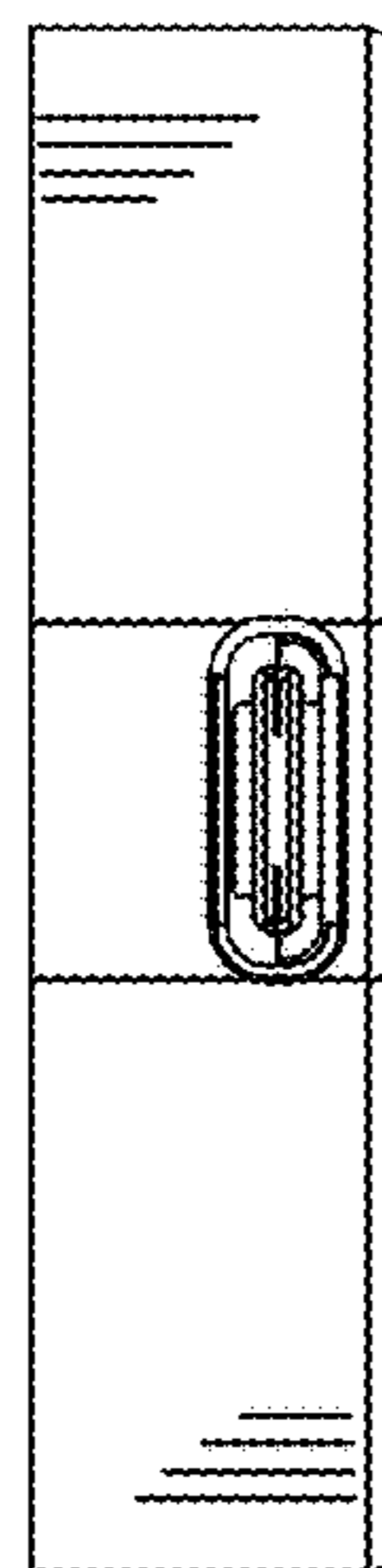


FIG. 3

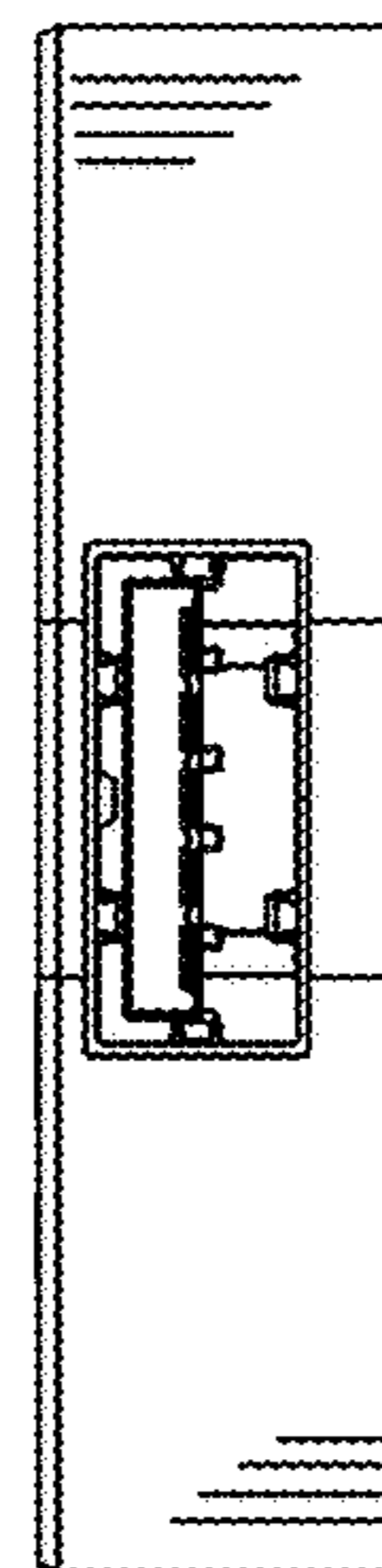


FIG. 4



FIG. 5

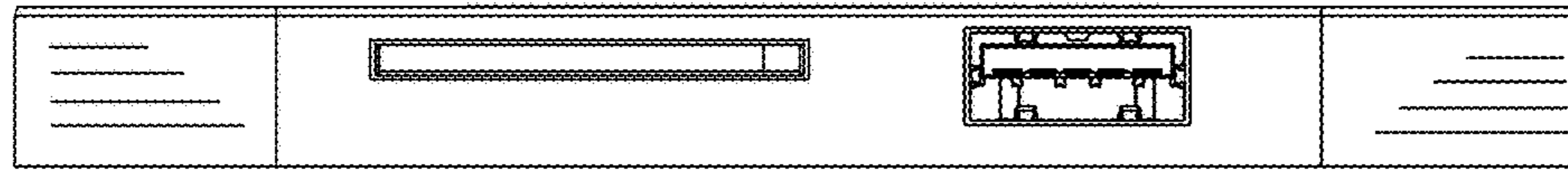


FIG. 6




FIG. 7




FIG. 8