



US00D803828S

(12) **United States Design Patent**
Yamazaki et al.

(10) **Patent No.:** **US D803,828 S**

(45) **Date of Patent:** **** *Nov. 28, 2017**

(54) **PORTABLE INFORMATION TERMINAL**

(71) Applicant: **SEMICONDUCTOR ENERGY LABORATORY CO., LTD.**,
Atsugi-shi, Kanagawa-ken (JP)

(72) Inventors: **Shunpei Yamazaki**, Tokyo (JP);
Kensuke Yoshizumi, Kanagawa (JP)

(73) Assignee: **Semiconductor Energy Laboratory Co., LTD.**, Kanagawa-ken (JP)

(*) Notice: This patent is subject to a terminal disclaimer.

(**) Term: **14 Years**

(21) Appl. No.: **29/497,463**

(22) Filed: **Jul. 24, 2014**

(30) **Foreign Application Priority Data**

Jan. 31, 2014 (JP) 2014-001995

(51) **LOC (10) Cl.** **14-02**

(52) **U.S. Cl.**
USPC **D14/341**

(58) **Field of Classification Search**
USPC D14/345, 341, 138 AB, 138 G, 496, 331,
D14/440, 445, 501, 126, 127, 132, 202,
D14/203.4; 313/511; 361/679.01,
361/679.27, 749, 679.04; 455/575.1,
455/575.3; 345/204, 173, 581, 156, 55;
349/58
CPC G06F 1/16; G06F 1/1616
See application file for complete search history.

(56) **References Cited**

U.S. PATENT DOCUMENTS

4,187,630 A * 2/1980 Giulie G09F 1/12
40/757
4,607,817 A * 8/1986 Aquino A47B 23/044
206/214

6,016,176 A * 1/2000 Kim G02F 1/133305
349/158
D491,902 S * 6/2004 Chen D14/126
D494,167 S * 8/2004 Hirakawa D14/341
D534,184 S * 12/2006 Leija D14/496
(Continued)

OTHER PUBLICATIONS

Naoyuki Senda, U.S. Appl. No. 29/497,469, filed Jul. 24, 2014,
Specification and Drawings.
(Continued)

Primary Examiner — Paula Greene
(74) *Attorney, Agent, or Firm* — Nixon Peabody LLP;
Jeffrey L. Costellia


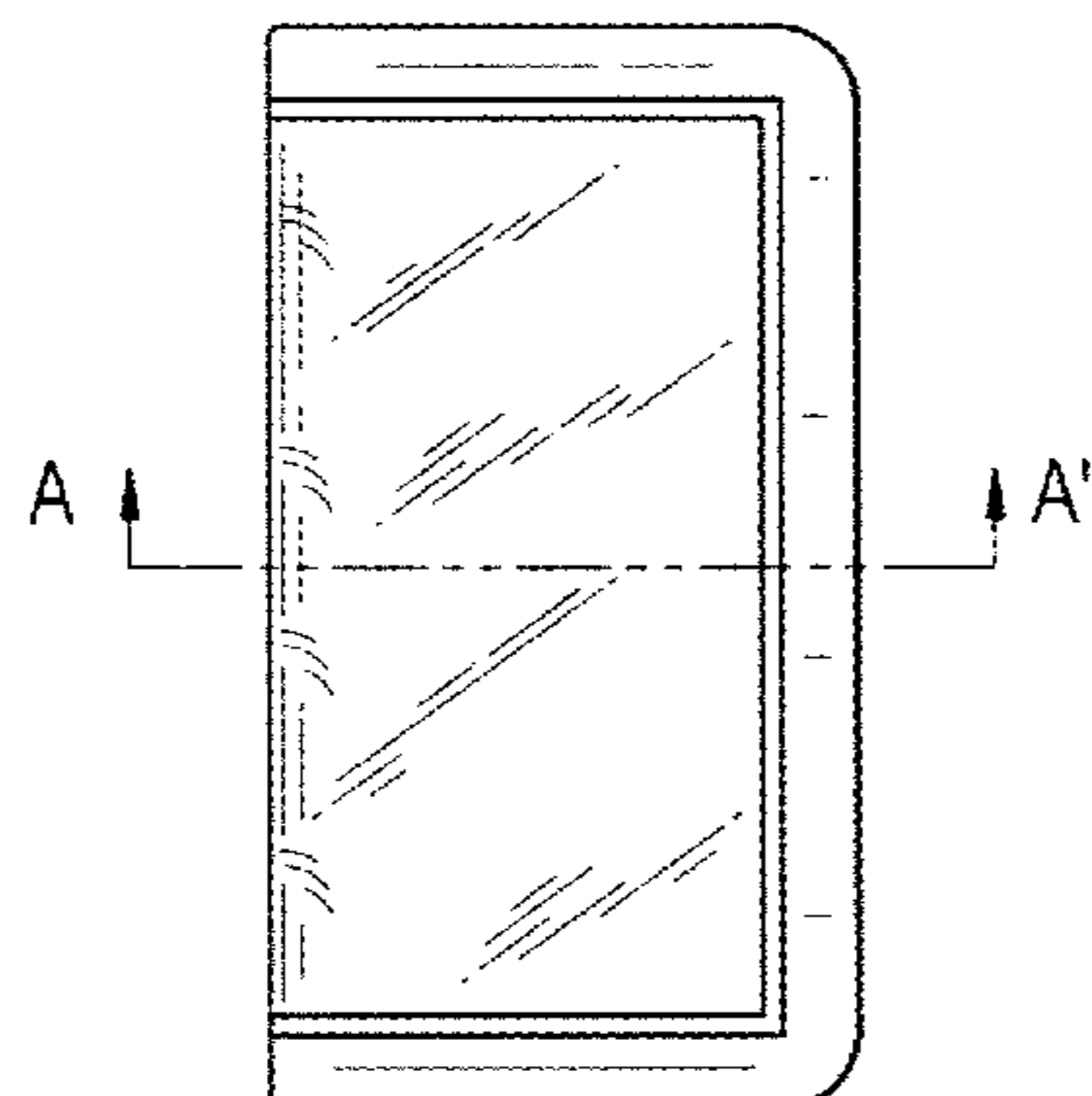
(57) **CLAIM**

We claim, the ornamental design for a portable information terminal, as shown and described.

DESCRIPTION

FIG. 1 is a front view of a portable information terminal showing our new design;
FIG. 2 is a rear view;
FIG. 3 is a right side view;
FIG. 4 is a left side view;
FIG. 5 is a top view;
FIG. 6 is a bottom view;
FIG. 7 is a front perspective view;
FIG. 8 is a rear perspective view;
FIG. 9 is a front perspective view in which a flexible display is unfolded;
FIG. 10 is a rear perspective view in which the flexible display is unfolded; and,
FIG. 11 is an enlarged sectional view taken from A-A' in FIG. 1 with the internal mechanisms omitted.
The portable information terminal is used in a state in which the flexible display is folded, unfolded or curved as necessary.

1 Claim, 6 Drawing Sheets



(56)

References Cited

U.S. PATENT DOCUMENTS

D555,655 S * 11/2007 Iu D14/447
 7,310,050 B2 * 12/2007 Yeh G06F 1/1624
 340/815.4
 7,426,107 B2 * 9/2008 Yeh G06F 1/1626
 340/815.4
 D580,928 S * 11/2008 Bemelmans D14/345
 D594,028 S * 6/2009 Fuchsberg D14/496
 D597,090 S * 7/2009 Bemelmans D14/341
 7,558,057 B1 * 7/2009 Naksen G06F 1/1613
 361/679.3
 D631,458 S * 1/2011 Liao D14/138 G
 D639,296 S * 6/2011 Tseng D14/345
 D641,750 S * 7/2011 Hu D14/341
 8,229,522 B2 * 7/2012 Kim H04M 1/0216
 361/679.06
 8,385,055 B2 * 2/2013 Kao G06F 1/1616
 349/56
 8,605,421 B2 * 12/2013 Verschoor G06F 1/1652
 361/679.21
 8,662,731 B2 * 3/2014 Wang G09F 9/301
 349/61
 8,773,411 B2 * 7/2014 van Lieshout G06F 1/1601
 345/204
 D711,369 S * 8/2014 Eriksson D14/341
 D712,401 S * 9/2014 Lee D14/341
 8,842,425 B2 * 9/2014 Ryu G06F 1/1601
 361/679.21
 D716,253 S 10/2014 Lee et al.
 8,873,225 B2 * 10/2014 Huitema G06F 1/1615
 345/168
 8,896,202 B2 * 11/2014 Oh H01L 51/5237
 313/511
 D719,540 S * 12/2014 Lee D14/138 AB
 D719,541 S * 12/2014 Lee D14/138 AB
 D719,542 S * 12/2014 Lee D14/138 AB
 8,917,516 B2 * 12/2014 Kim G06F 1/1652
 361/679.01

D735,709 S * 8/2015 Daniel D14/341
 D784,979 S * 4/2017 Yamazaki D14/341
 D789,922 S * 6/2017 Yamazaki D14/341
 2003/0218860 A1 * 11/2003 Shiraiwa G06F 1/1616
 361/679.04
 2008/0151480 A1 * 6/2008 Chung G06F 1/1615
 361/679.06
 2008/0204367 A1 * 8/2008 Lafarre G06F 1/1615
 345/55
 2009/0021666 A1 * 1/2009 Chen G02F 1/133305
 349/58
 2010/0164973 A1 * 7/2010 Huitema G06F 1/1615
 345/581
 2012/0038570 A1 * 2/2012 Delaporte G06F 1/1616
 345/173

OTHER PUBLICATIONS

Shunpei Yamazaki et al., U.S. Appl. No. 29/497,466, filed Jul. 24, 2014, Specification and Drawings.
 Naoyuki Senda, U.S. Appl. No. 29/497,462, filed Jul. 24, 2014, Specification and Drawings.
 Shunpei Yamazaki et al., U.S. Appl. No. 29/497,465, filed Jul. 24, 2014, Specification and Drawings.
 Shunpei Yamazaki, U.S. Appl. No. 29/498,841, filed Aug. 8, 2014, Specification and Drawings.
 Shunpei Yamazaki, U.S. Appl. No. 29/498,844, filed Aug. 8, 2014, Specification and Drawings.
 Shunpei Yamazaki, U.S. Appl. No. 29/498,846, filed Aug. 8, 2014, Specification and Drawings.
 Shunpei Yamazaki, U.S. Appl. No. 29/498,847, filed Aug. 8, 2014, Specification and Drawings.
 Shunpei Yamazaki, U.S. Appl. No. 29/498,848, filed Aug. 8, 2014, Specification and Drawings.
 Shunpei Yamazaki, U.S. Appl. No. 29/498,850, filed Aug. 8, 2014, Specification and Drawings.
 Shunpei Yamazaki, U.S. Appl. No. 29/498,852, filed Aug. 8, 2014, Specification and Drawings.

* cited by examiner

FIG. 1

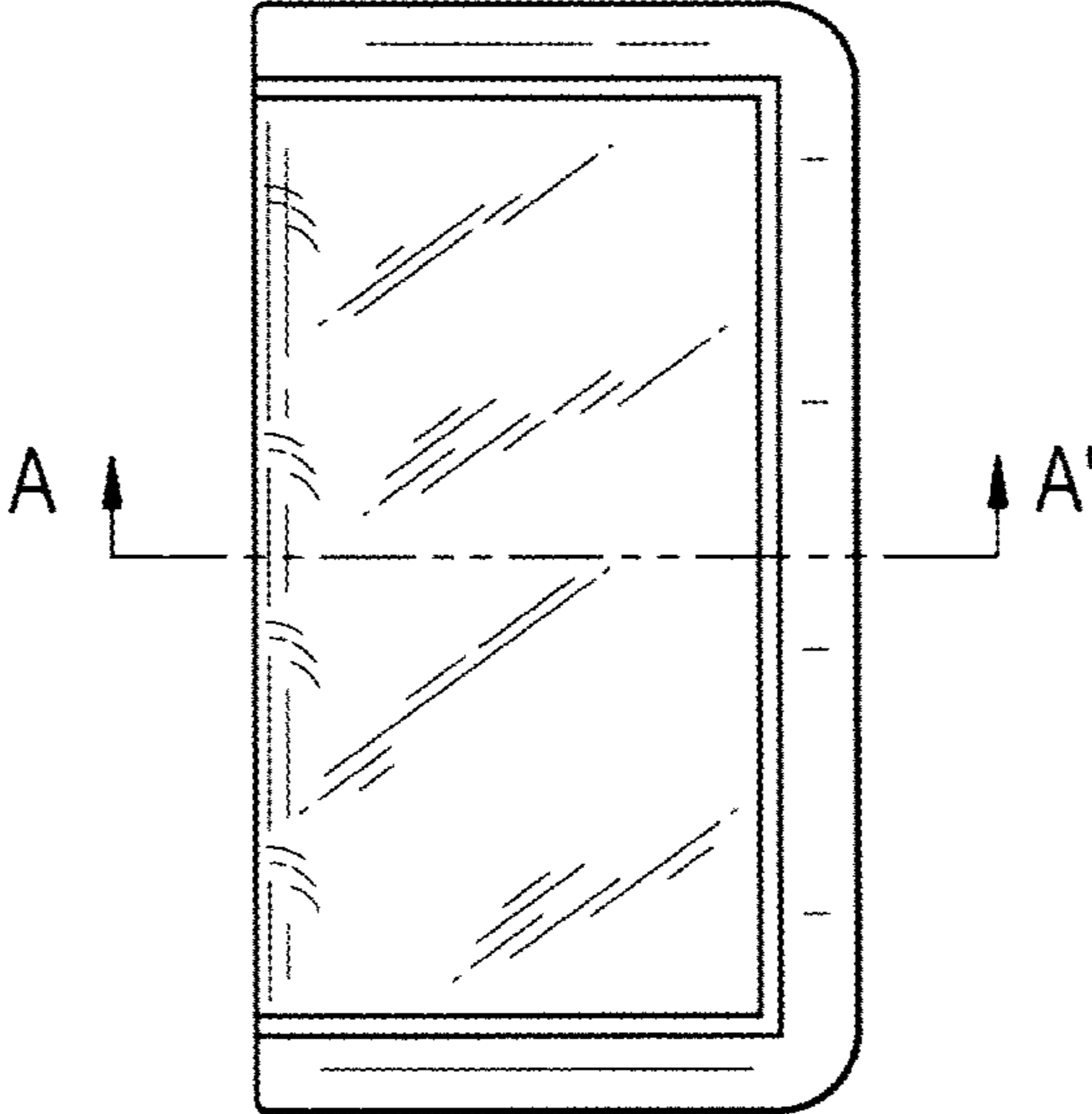


FIG. 2




FIG. 3



FIG. 4

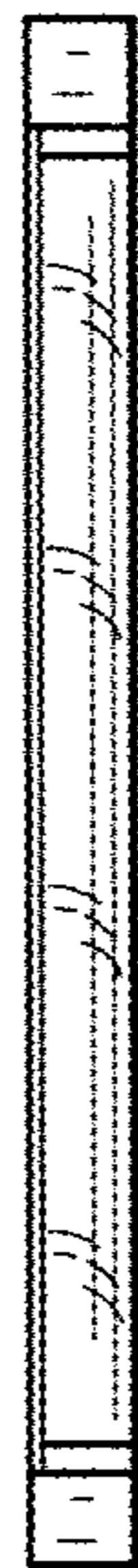


FIG. 5



FIG. 6



FIG. 7




FIG. 8




FIG. 9

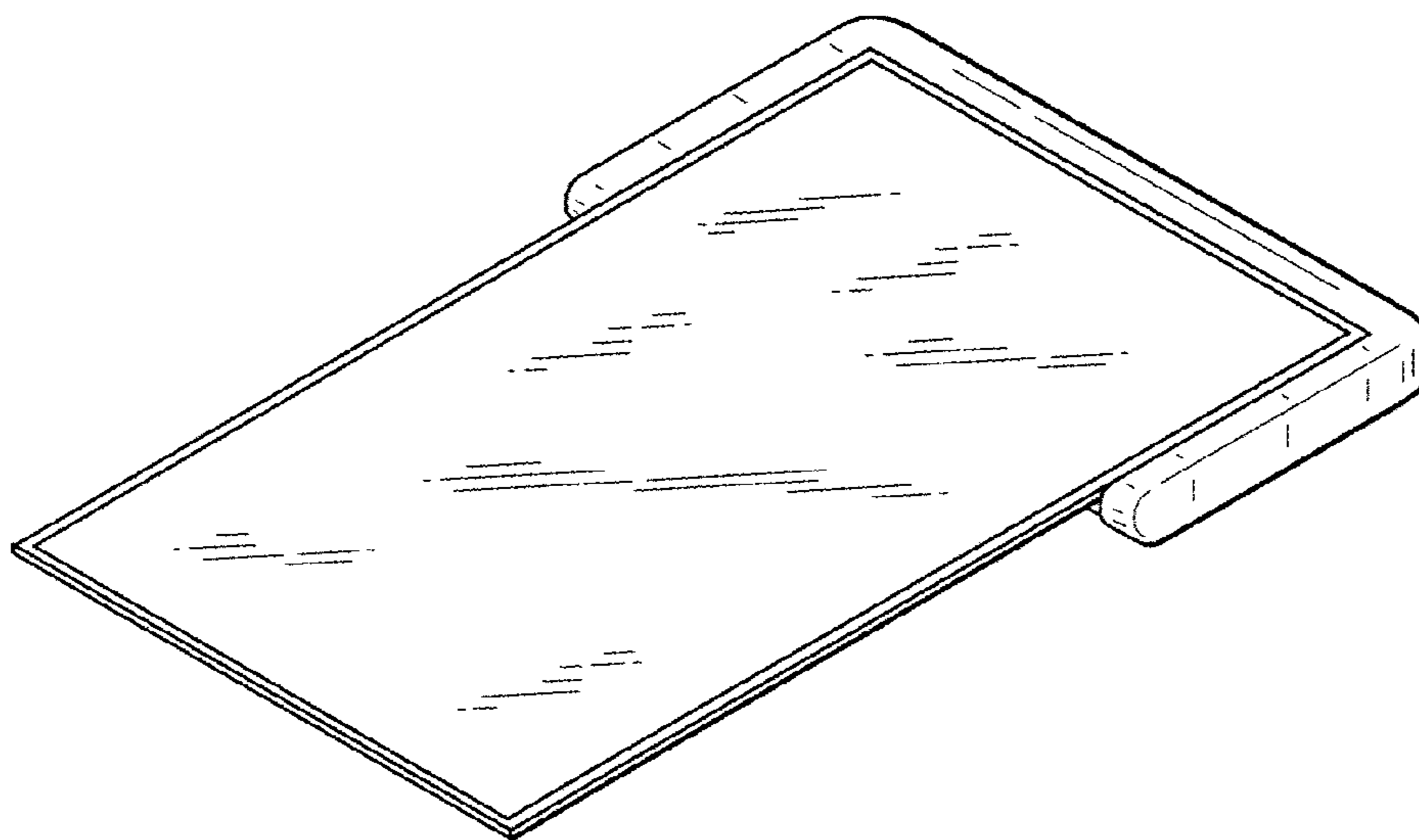


FIG. 10




FIG. 11

