



US00D803826S

(12) **United States Design Patent**  
**Wang**

(10) **Patent No.:** **US D803,826 S**

(45) **Date of Patent:** **\*\* Nov. 28, 2017**

(54) **LAPTOP COMPUTER**

16/547; Y10T 16/5385; Y10T 16/5472;  
Y10T 16/5476; Y10T 16/54038

See application file for complete search history.

(71) Applicant: **LENOVO (BEIJING) CO., LTD.,**  
Beijing (CN)

(56) **References Cited**

(72) Inventor: **Ning Wang,** Beijing (CN)

U.S. PATENT DOCUMENTS

(73) Assignee: **LENOVO (BEIJING) CO., LTD.,**  
Beijing (CN)

6,771,494 B2 \* 8/2004 Shimano ..... G06F 1/1616  
345/173  
D617,789 S \* 6/2010 Akana ..... D14/318  
D664,532 S \* 7/2012 Lee ..... D14/315  
D697,063 S \* 1/2014 Lee ..... D14/315

(\*\*) Term: **15 Years**

(Continued)

(21) Appl. No.: **29/559,645**

OTHER PUBLICATIONS

(22) Filed: **Mar. 30, 2016**

Lenovo (Beijing) Co., L td.. "Laptop computer". Design U.S. Appl.  
No. 29/559,647, filed Mar. 30, 2016.

(Continued)

(30) **Foreign Application Priority Data**

Jan. 11, 2016 (CN) ..... 2016 3 0008194

*Primary Examiner* — Freda S Nunn

(51) **LOC (10) Cl.** ..... **14-02**

(74) *Attorney, Agent, or Firm* — Oppedahl Patent Law  
Firm LLC

(52) **U.S. Cl.**

USPC ..... **D14/316**

(57) **CLAIM**

The ornamental design for a laptop computer, as shown and  
described.

(58) **Field of Classification Search**

USPC ..... D14/315-327; D18/1, 2, 7, 11;  
235/145 A, 145 R; 341/22, 23; 345/104,  
345/156, 168, 169, 173; 361/679.08,  
361/679.09, 679.11, 679.26, 679.27

**DESCRIPTION**

CPC ..... G06F 1/16; G06F 1/1616; G06F 1/1626;  
G06F 1/1632; G06F 1/1613; G06F  
1/1601; G06F 1/1618; G06F 1/162; G06F  
1/1679; G06F 1/1681; G06F 1/1683;  
H01R 35/02; H03M 11/00; G09B 13/04;  
H03K 17/94; G09G 5/00; F16M 11/10;  
E05D 11/0081; E05D 3/10; E05D 11/082;  
E05D 5/00; E05Y 2900/606; H05K  
5/0226; Y10T 16/52; Y10T 16/533; Y10T

FIG. 1 is a front view of a laptop computer showing the new  
design;  
FIG. 2 is a back view thereof;  
FIG. 3 is a left side view thereof;  
FIG. 4 is a right side view thereof;  
FIG. 5 is a top view thereof;  
FIG. 6 is a bottom view thereof;  
FIG. 7 is a perspective view thereof;  
FIG. 8 is a perspective view thereof shown in first open  
position;  
FIG. 9 is a perspective view thereof shown in second open  
position;  
FIG. 10 is a perspective view thereof shown in third open  
position;

(Continued)





FIG. 11 is a perspective view thereof shown in fourth open position; and,  
FIG. 12 is an enlarged view of the portion of the laptop computer circled in FIG. 7.

**1 Claim, 6 Drawing Sheets**

(56)

**References Cited**

U.S. PATENT DOCUMENTS

D708,605 S	*	7/2014	Yang	.....	D14/315
D716,793 S	*	11/2014	Lee	.....	D14/315
D717,296 S	*	11/2014	Oh	.....	D14/316
D723,541 S	*	3/2015	Sohn	.....	D14/315
D723,542 S	*	3/2015	Sohn	.....	D14/315
D729,232 S	*	5/2015	Wu	.....	D14/341

OTHER PUBLICATIONS

Lenovo (Beijing) Co., L td., "Laptop computer". Design U.S. Appl. No. 29/559,652, filed Mar. 30, 2016.

\* cited by examiner




Fig. 1




Fig. 2




Fig. 3




Fig. 4

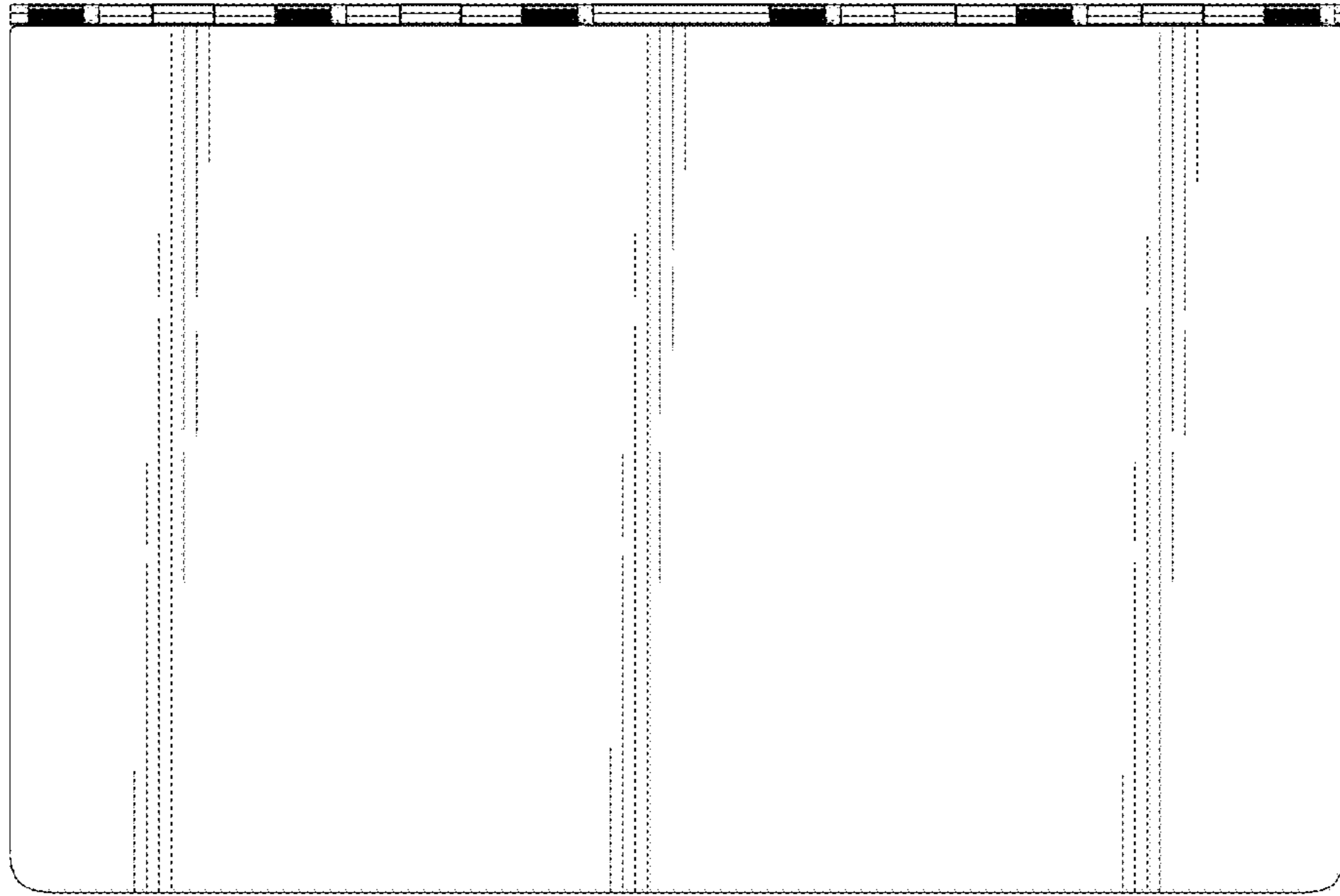


Fig. 5

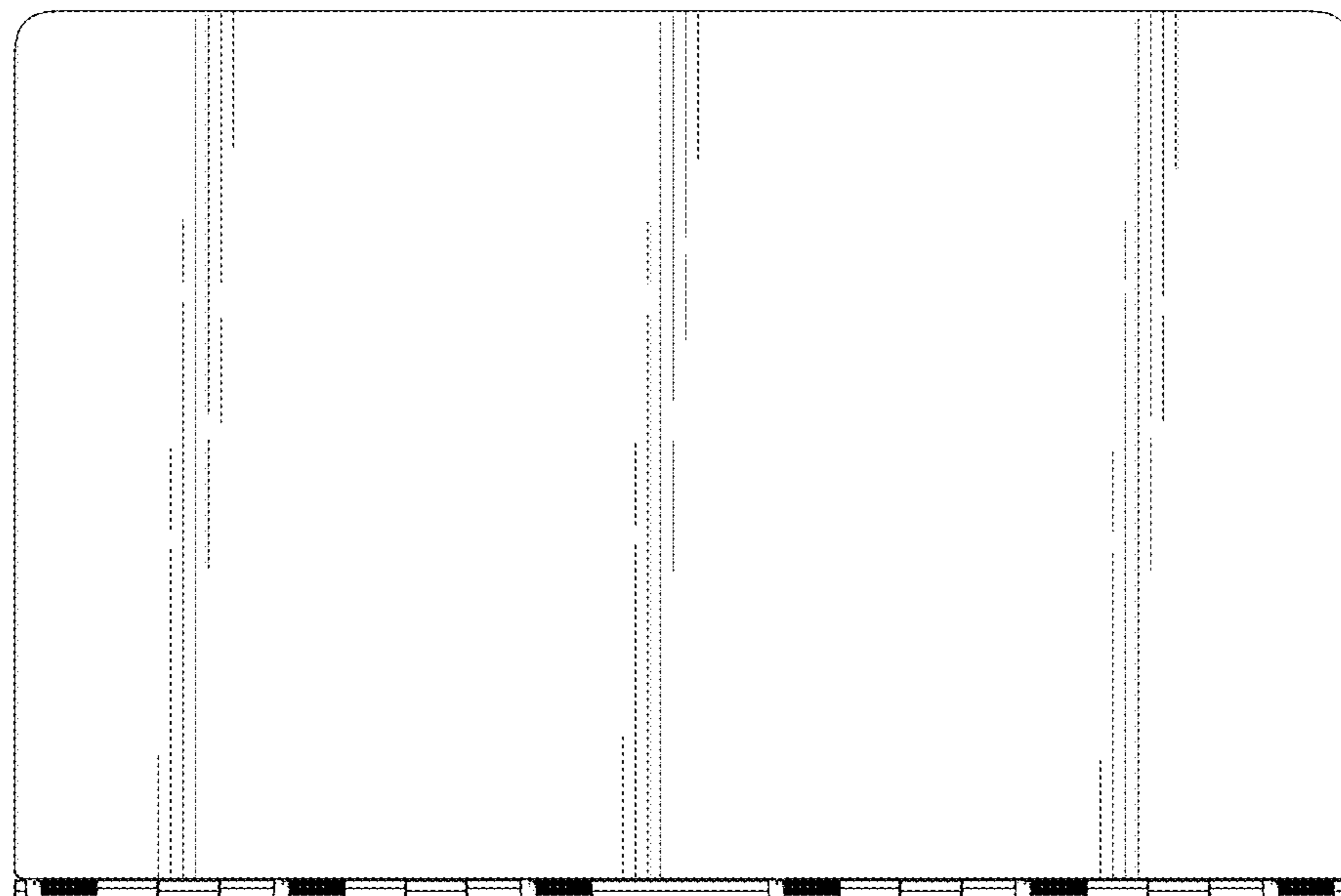


Fig. 6

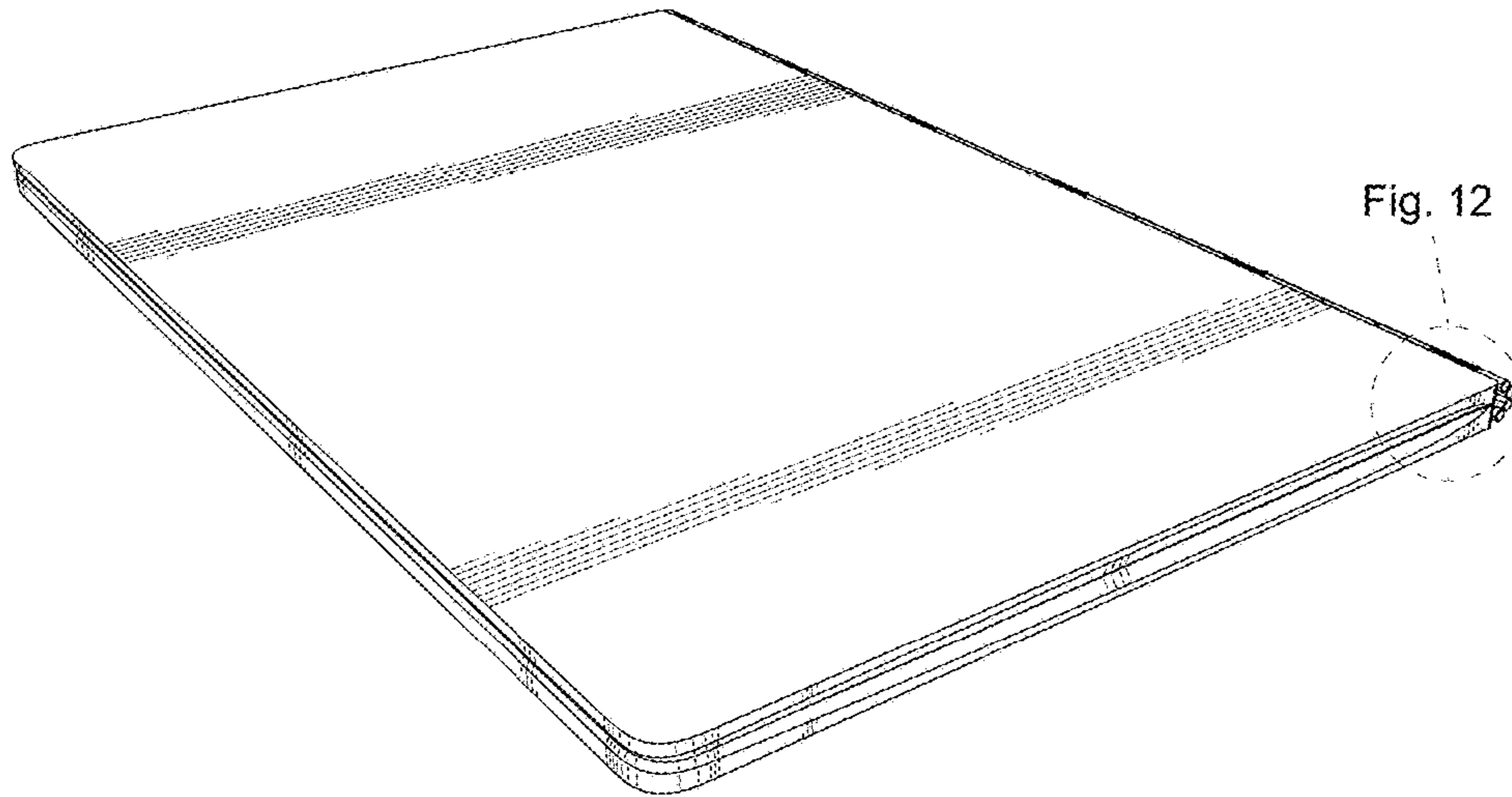


Fig. 7




Fig. 8



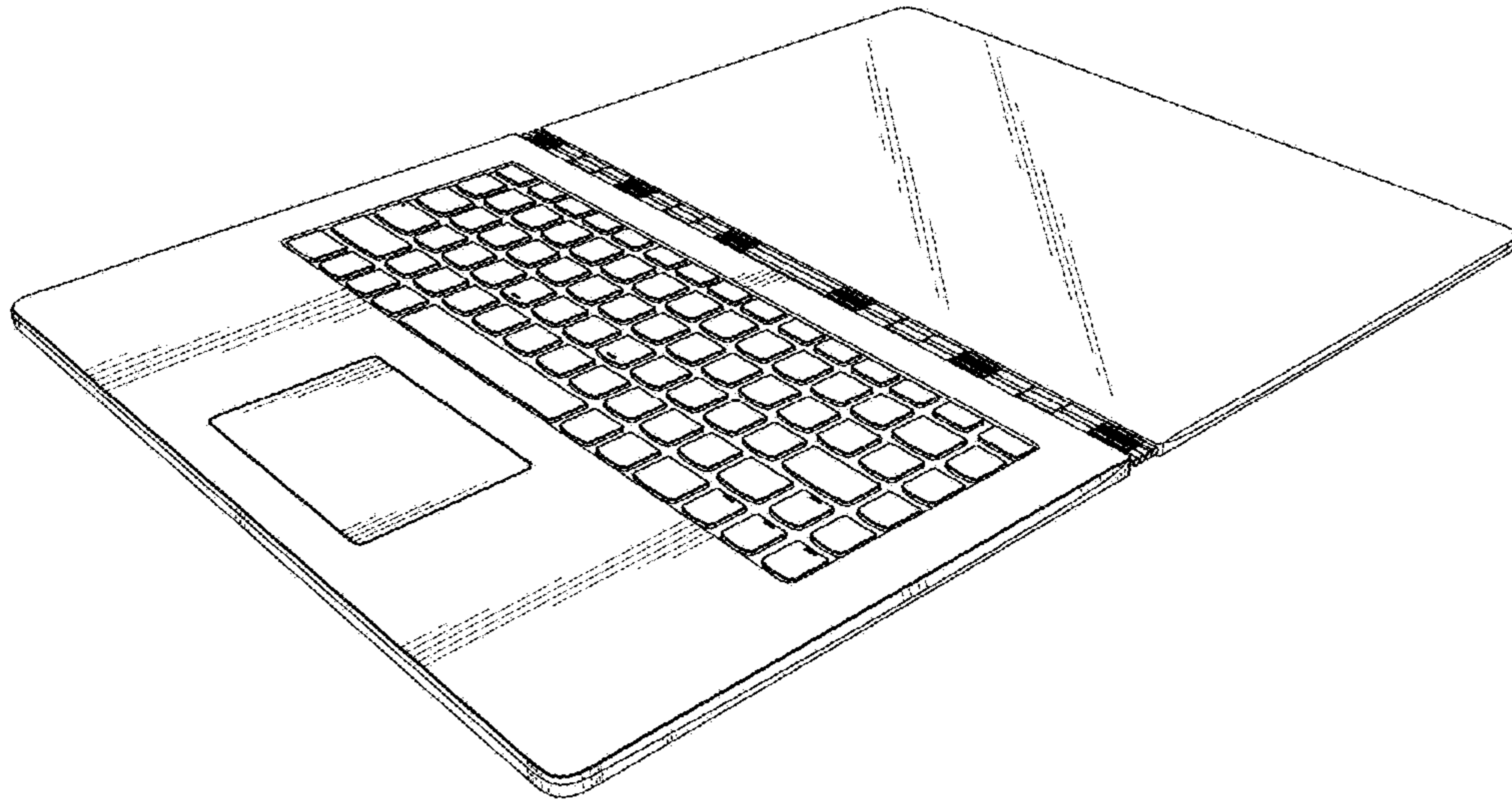


Fig. 9




Fig. 10




Fig. 11

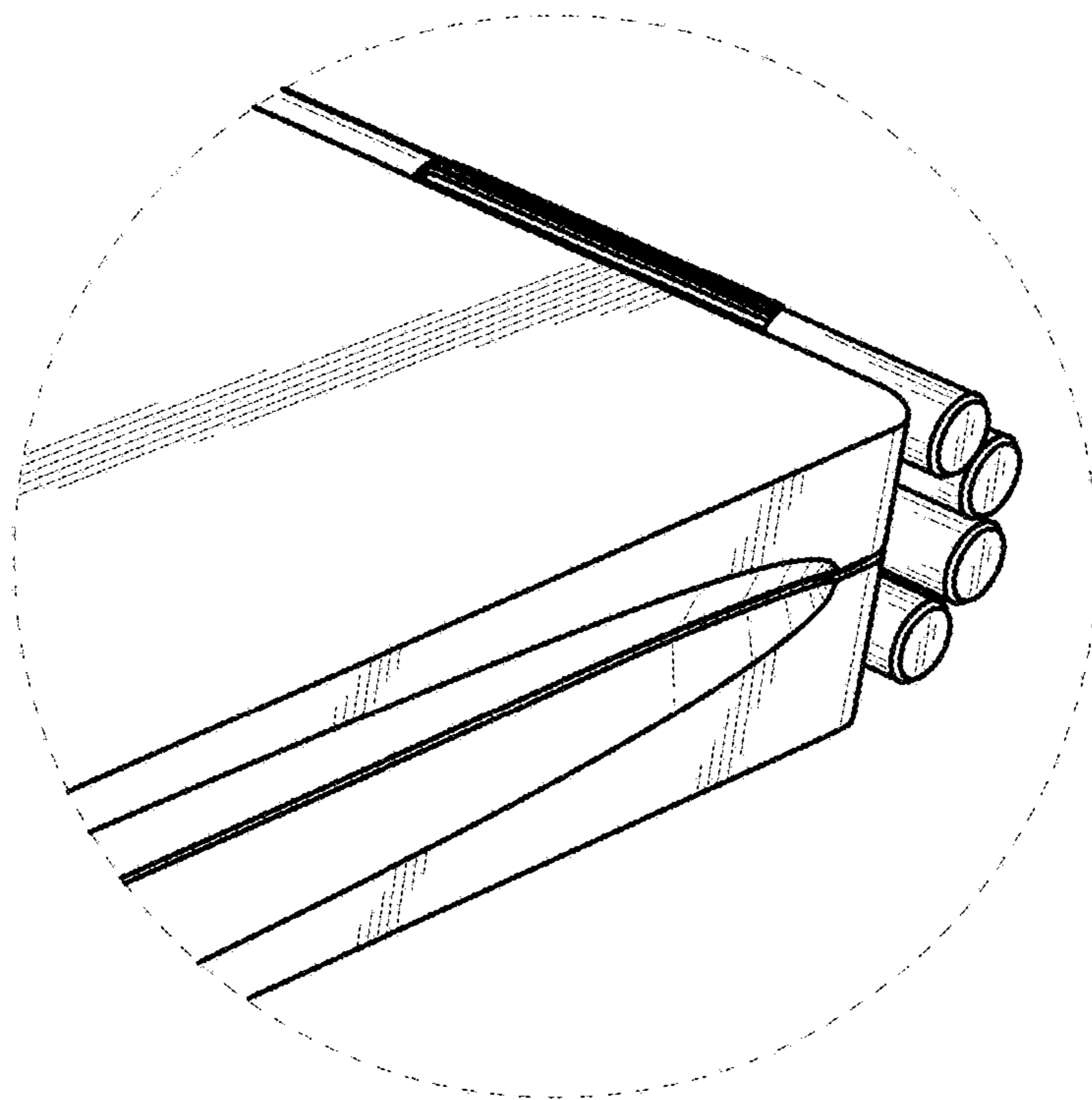


Fig. 12