



US00D803823S

(12) **United States Design Patent**
Feng

(10) **Patent No.:** **US D803,823 S**

(45) **Date of Patent:** **** Nov. 28, 2017**

(54) **MOBILE PHONE PROTECTIVE CASE**

(71) Applicant: **GUANGZHOU WENYI COMMUNICATION EQUIPMENT CO., LTD.**, Guangzhou, Guangdong Province (CN)

(72) Inventor: **Youru Feng**, Guangzhou (CN)

(73) Assignee: **Guangzhou Wenyi Communication Equipment Co., Ltd.**, Guangzhou, Guangdong (CN)

(**) Term: **15 Years**

(21) Appl. No.: **29/567,998**

(22) Filed: **Jun. 14, 2016**

(30) **Foreign Application Priority Data**

May 17, 2016 (EP) 003132596-0001

(51) **LOC (10) Cl.** **14-03**

(52) **U.S. Cl.**
USPC **D14/250**

(58) **Field of Classification Search**
USPC D14/250; 455/575.8
CPC A45C 2011/002; A45C 11/00
See application file for complete search history.

(56) **References Cited**

U.S. PATENT DOCUMENTS

D671,930 S *	12/2012	Akana	D14/250
D714,276 S *	9/2014	Hu	D14/250
D721,360 S *	1/2015	Laffon de Mazieres	D14/250
D743,389 S *	11/2015	Akana	D14/250
D753,641 S *	4/2016	Roberts	D14/250
D754,652 S *	4/2016	Roberts	D14/250
D757,702 S *	5/2016	Kanazawa	D14/250
D757,703 S *	5/2016	Kanazawa	D14/250
D772,210 S *	11/2016	Witter	D14/250
D772,854 S *	11/2016	Igarashi	D14/250

D776,099 S *	1/2017	Igarashi	D14/250
D776,100 S *	1/2017	Igarashi	D14/250
D776,647 S *	1/2017	Kim	D14/250
D778,894 S *	2/2017	Igarashi	D14/250
D779,470 S *	2/2017	Kim	D14/250
D780,164 S *	2/2017	Lee	D14/250
D781,837 S *	3/2017	Kim	D14/250
D781,839 S *	3/2017	Kim	D14/250
D782,459 S *	3/2017	Shannon, III	D14/250

(Continued)

OTHER PUBLICATIONS

Explosion proof Phone case with stand for iphone, posted at alibaba.com, posting date not given, [online], [site visited Jul. 18, 2017]. Available from Internet, <URL: https://www.alibaba.com/productdetail/HighendexplosionproofPhonecase_60614875380.html>.*

(Continued)

Primary Examiner — George D Kirschbaum

Assistant Examiner — Maria Edwards

(74) *Attorney, Agent, or Firm* — Hamre, Schumann, Mueller & Larson, P.C.

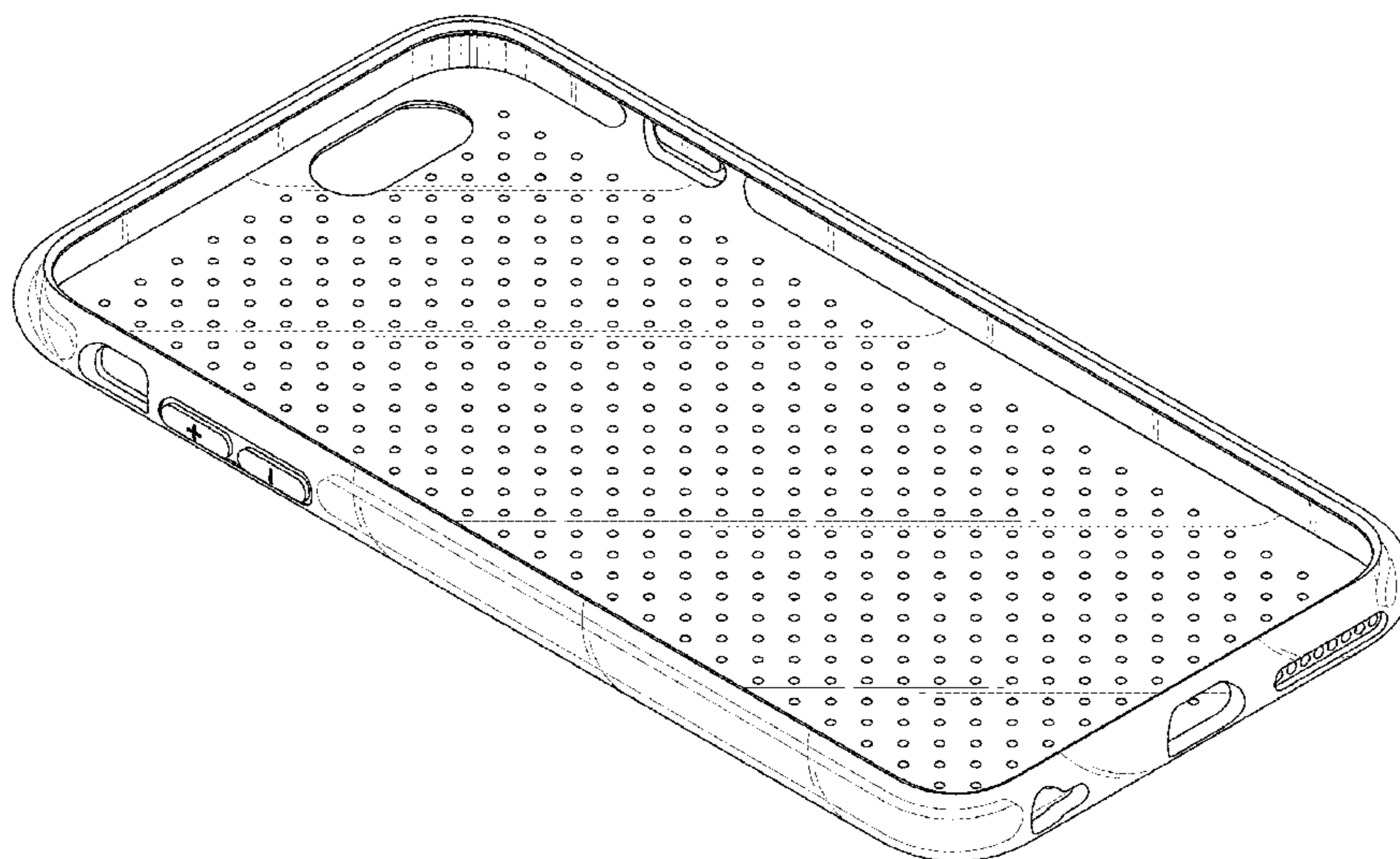
(57) **CLAIM**

The ornamental design for a mobile phone protective case, as shown in FIGS. 1-8.

DESCRIPTION

FIG. 1 is a front perspective view of a mobile phone protective case showing my new design; FIG. 2 is a front view thereof; FIG. 3 is a rear view thereof; FIG. 4 is a left side view thereof; FIG. 5 is a right side view thereof; FIG. 6 is a top view thereof; FIG. 7 is a bottom view thereof; and, FIG. 8 is a cross sectional view of the mobile phone protective case of FIG. 2 along line 8-8.

1 Claim, 5 Drawing Sheets



(56)

References Cited

U.S. PATENT DOCUMENTS

2016/0198026 A1* 7/2016 Del Toro H04B 1/3888
455/575.8

OTHER PUBLICATIONS

iPhone 6 Plus case, posted at en.telephonecase.com, posting date not given, [online], [site visited Jul. 18, 2017]. Available from Internet, <URL: http://en.telephonecase.com/products_detail/productId=502.html>.*

Transparent Phone Case Mobile Phone, posted at alibaba.com, posting date not given, [online], [site visited Jul. 18, 2017]. Available from Internet, <URL: https://www.alibaba.com/productdetail/Transparentphonecasemobilephoneback_60509520063.html>.*

* cited by examiner

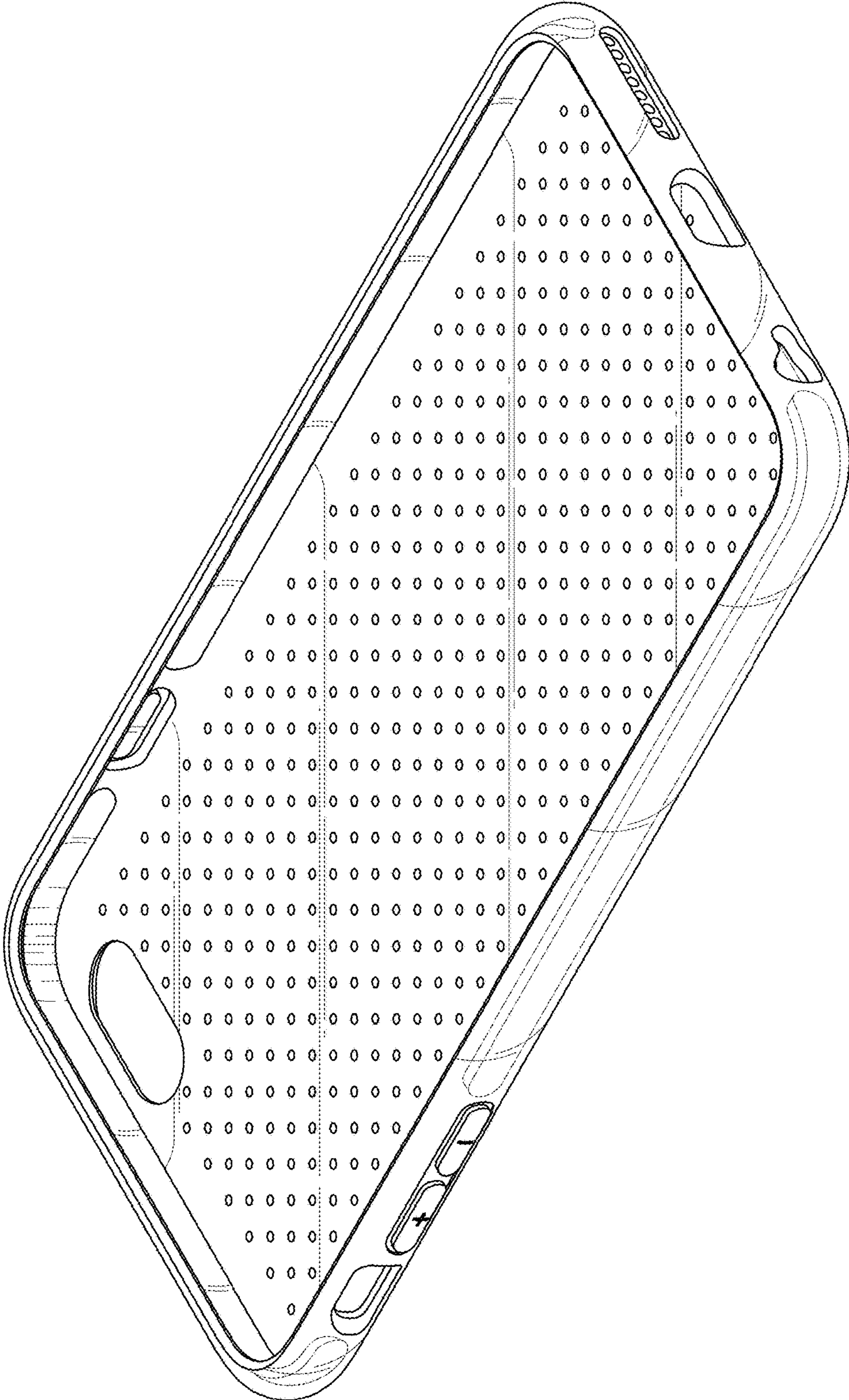


Fig. 1

Fig. 2

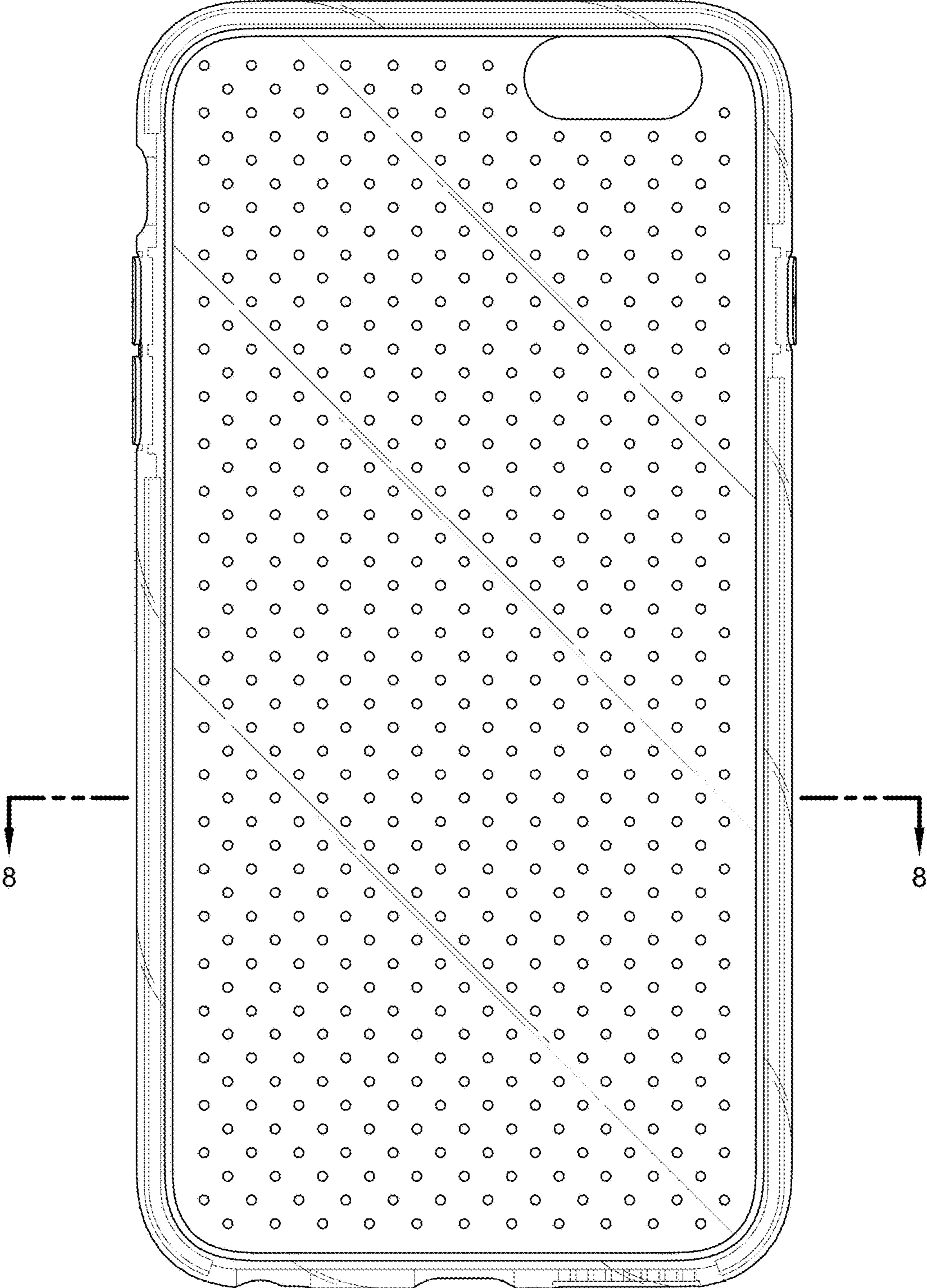


Fig. 3

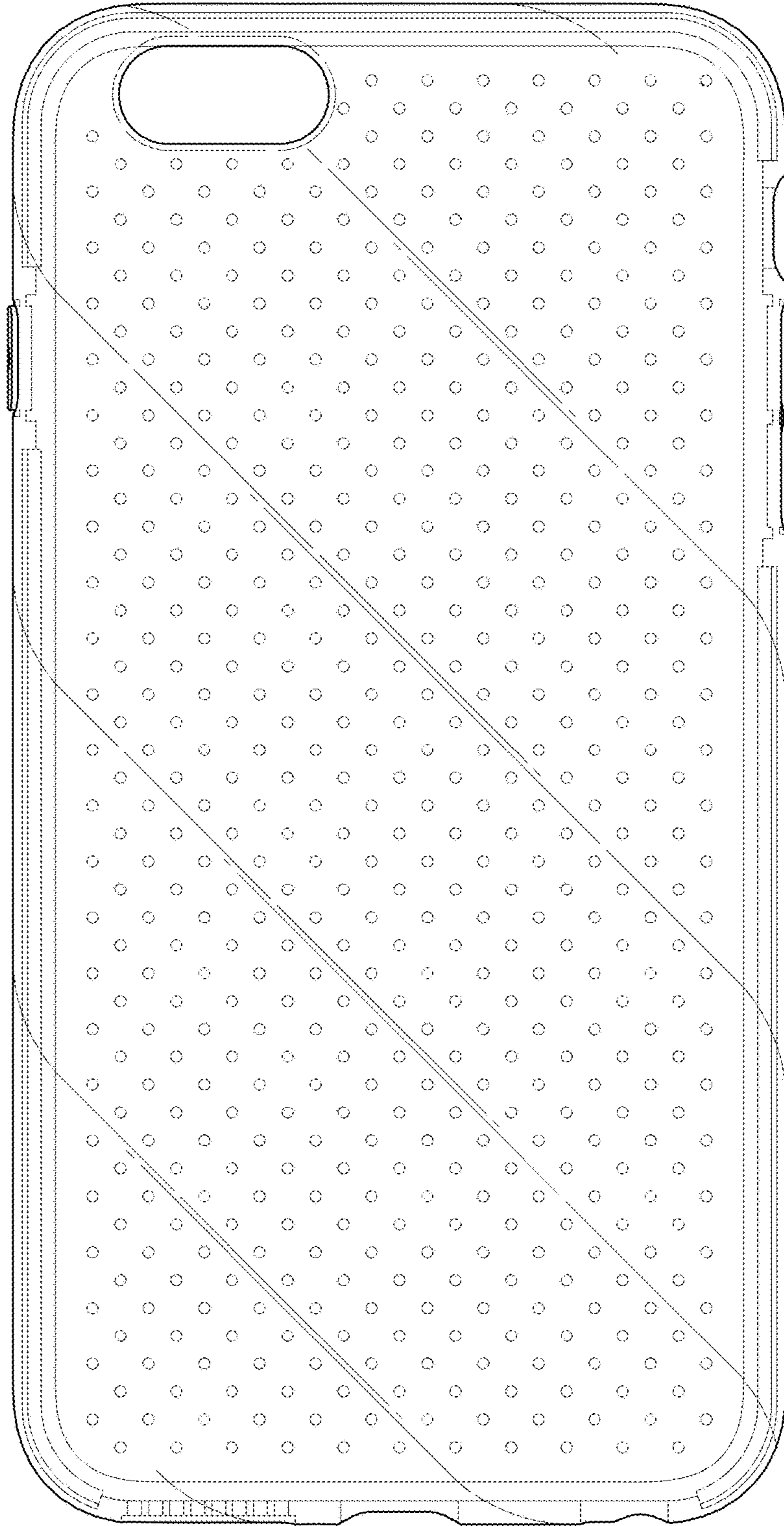


Fig. 4




Fig. 5

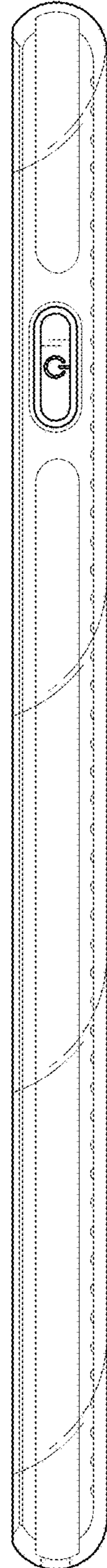


Fig. 6



Fig. 7

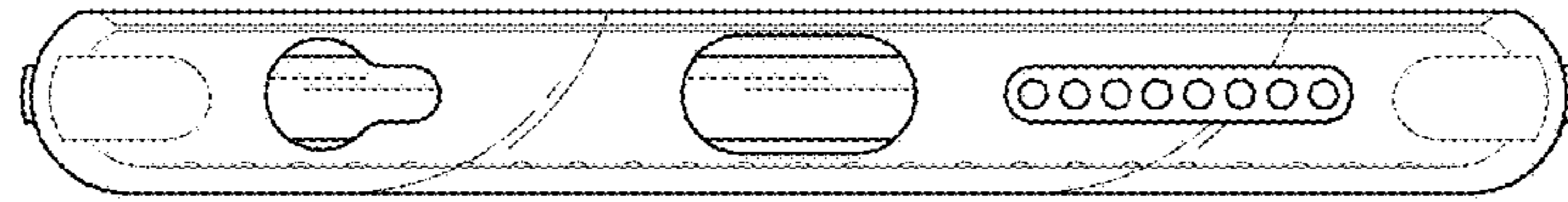


Fig. 8

