



US00D803819S

(12) **United States Design Patent** (10) **Patent No.:** **US D803,819 S**
Winter et al. (45) **Date of Patent:** **** Nov. 28, 2017**

(54) **MOBILE PHONE HAVING OPENINGS
ARRANGED AS SMILEY FACE**

(71) Applicant: **JenSationell Jan Winter & Stefan
Lohse GbR**, Jena (DE)
(72) Inventors: **Jan Winter**, Jena (DE); **Stefan Lohse**,
Jena (DE)
(73) Assignee: **JENSATIONELL JAN WINTER &
STEFAN LOHSE GBR**, Jena (DE)

(**) Term: **14 Years**
(21) Appl. No.: **29/525,708**
(22) Filed: **May 1, 2015**

(30) **Foreign Application Priority Data**
Nov. 3, 2014 (DE) 40 2014 101 046
(51) **LOC (10) Cl.** **14-03**
(52) **U.S. Cl.**
USPC **D14/248**
(58) **Field of Classification Search**
USPC D14/138 G, 138 AD, 138 R, 496, 203.1,
D14/203.3, 203.5, 203.7, 248, 218, 341,
D14/439, 250; D21/517, 329; D13/168
CPC .. G06F 1/1626; G06F 1/1652; H04M 1/0266;
H04M 1/0268; H04M 1/02; H04M
2250/22; H04M 1/72527; H04M 1/0235;
H04M 1/0237; H04M 1/0239; H04M
1/03; H04M 1/23; H04M 1/0202-1/035;
G09F 9/301; H01L 2251/5338
See application file for complete search history.

(56) **References Cited**
U.S. PATENT DOCUMENTS
7,356,855 B1 * 4/2008 Morad A47K 13/16
4/245.1
D703,224 S * 4/2014 Skidgel D14/486
D764,522 S * 8/2016 Murillo D14/488

FOREIGN PATENT DOCUMENTS
EM 002693028-001 * 4/2015

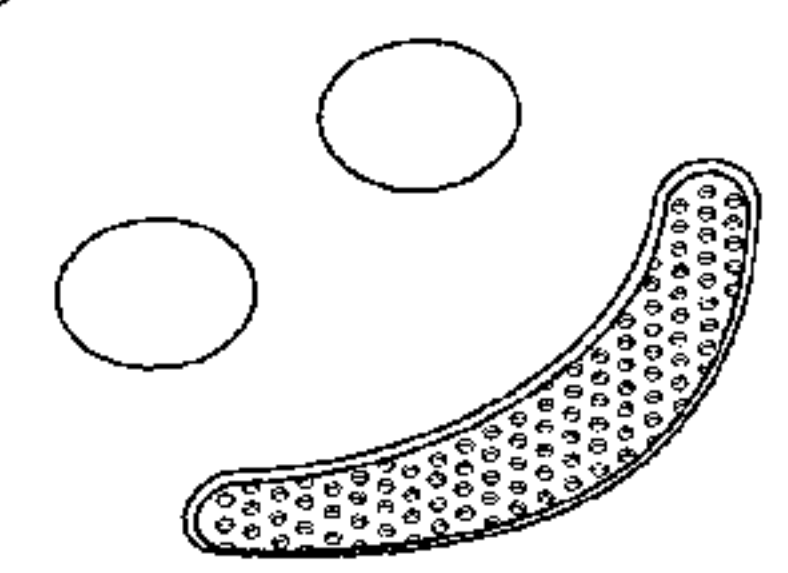
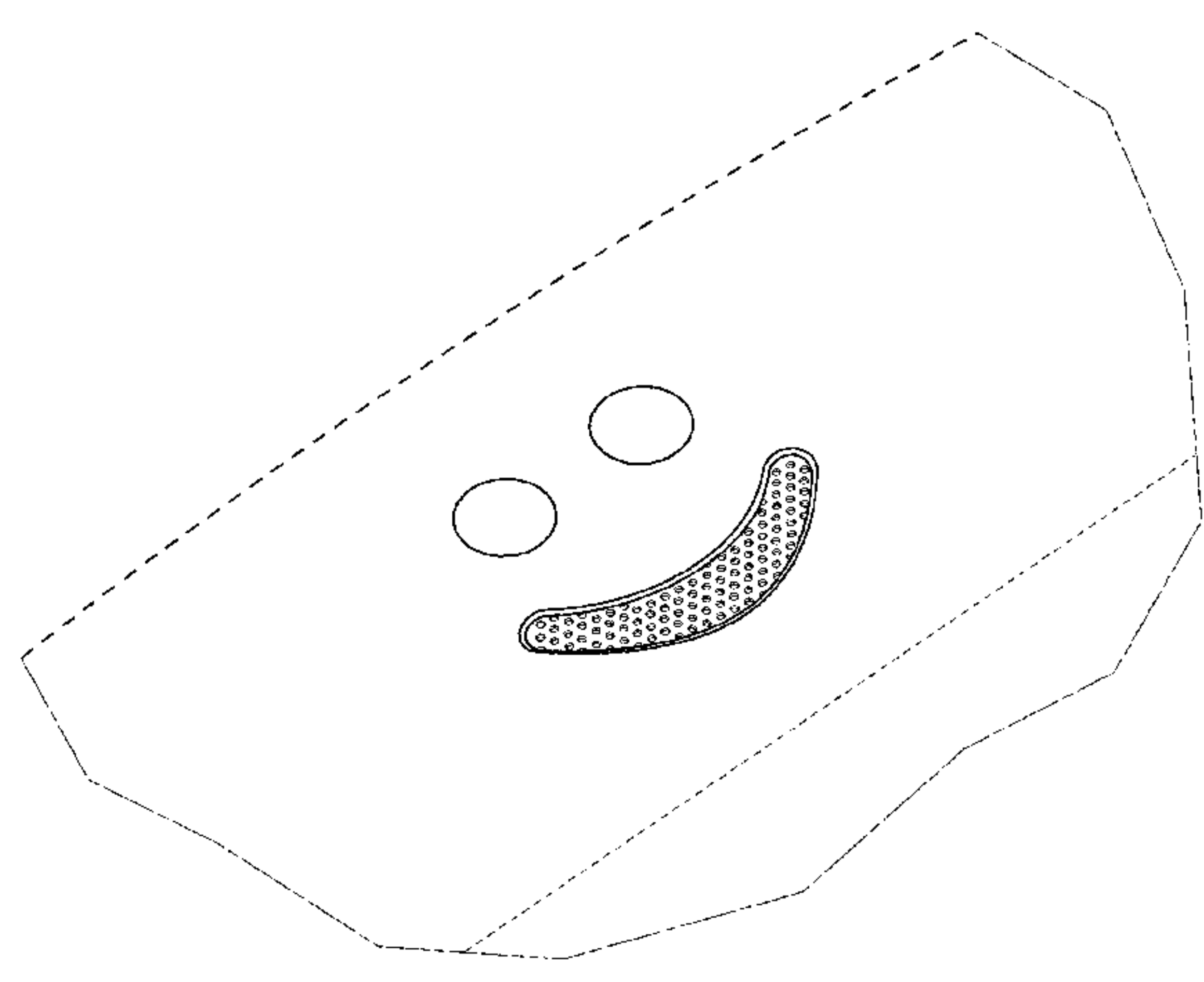
OTHER PUBLICATIONS
Cell phone happy face, Oct. 13, 2006, posted at flickr.com, earliest
date available Oct. 13, 2006, [online], acquired on Jan. 17, 2017.
Available from Internet, <URL: <https://www.flickr.com/photos/photophonic/274391848/>>.*

* cited by examiner
Primary Examiner — Cathron Brooks
Assistant Examiner — Aula Soroush
(74) *Attorney, Agent, or Firm* — Abel Law Group, LLP

(57) **CLAIM**
The ornamental design for a mobile phone having openings
arranged as a smiley face, as shown and described.

DESCRIPTION
FIG. 1 is a front elevation view of a mobile phone having
openings arranged as smiley face, showing our new design;
FIG. 2 is a perspective view thereof; and,
FIG. 3 is a partial enlarged perspective view thereof.
The broken lines shown in the drawings illustrate portions of
the mobile phone and form no part of the claimed design.

1 Claim, 3 Drawing Sheets






Fig. 1

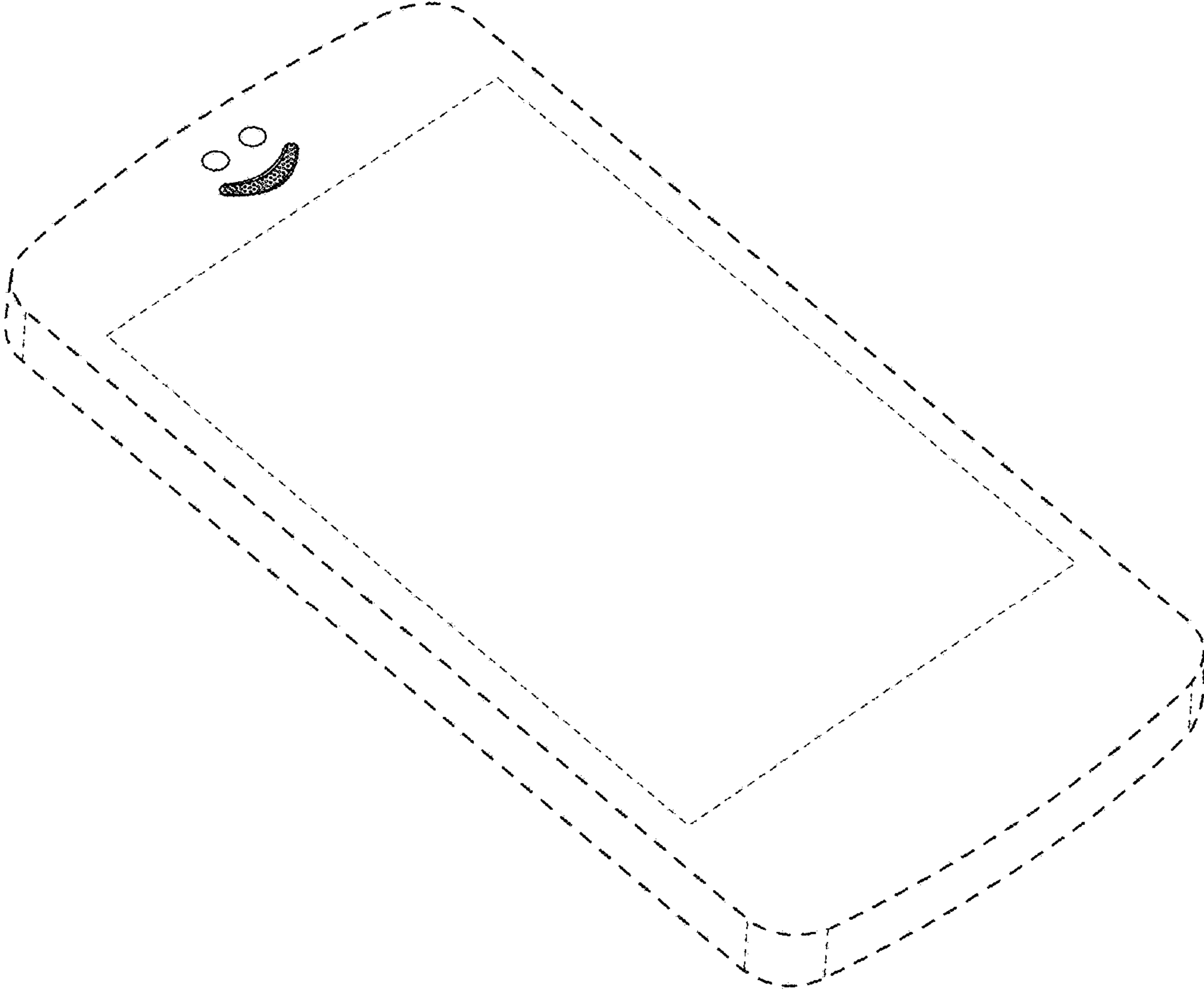


Fig. 2

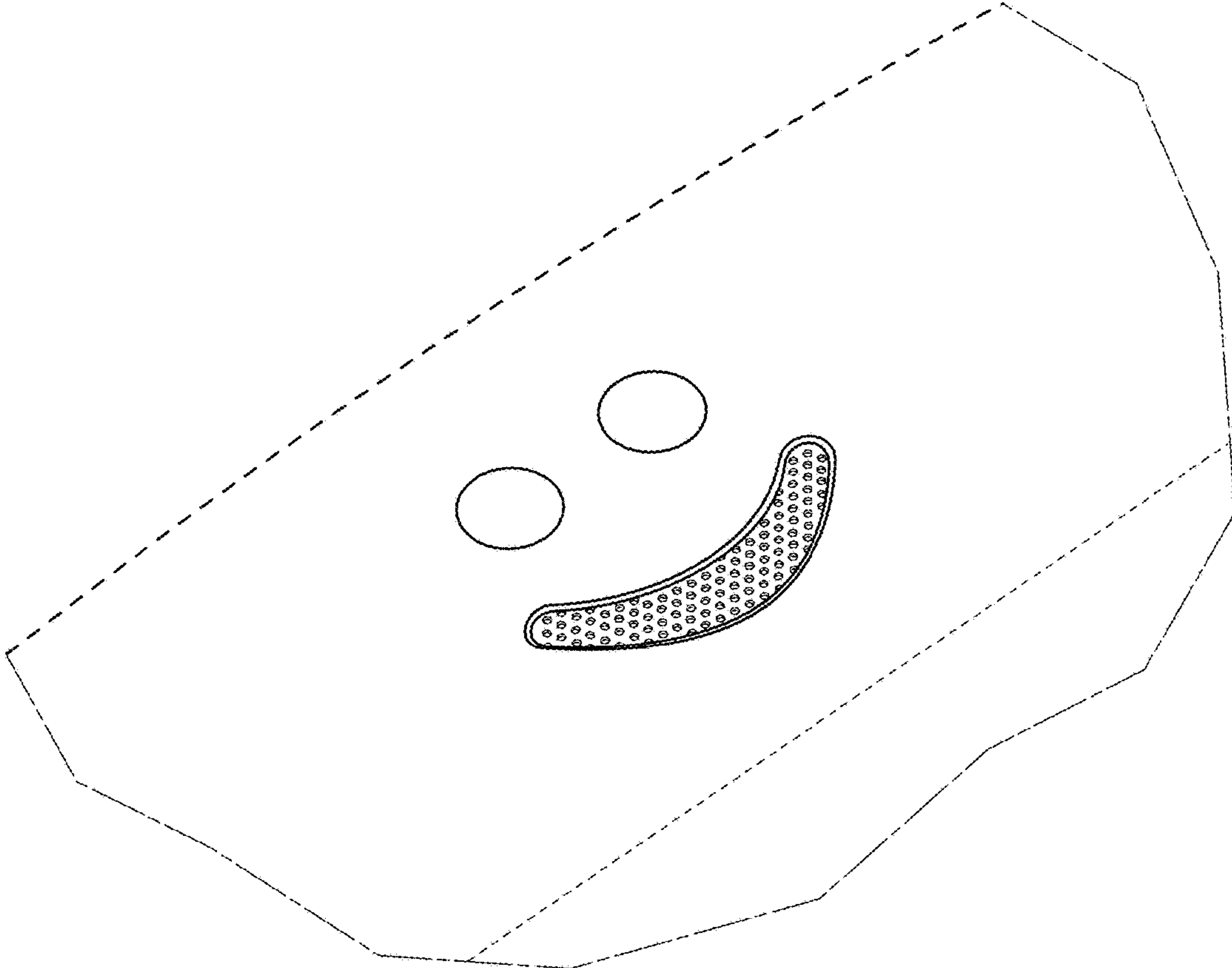


Fig. 3