



US00D803807S

(12) **United States Design Patent**  
**Forsyth**

(10) **Patent No.:** **US D803,807 S**

(45) **Date of Patent:** **\*\* Nov. 28, 2017**

(54) **HANDSET**

(71) Applicant: **HMD Global Oy**, Espoo (FI)

(72) Inventor: **Ruan Forsyth**, Beaconsfield (GB)

(73) Assignee: **HMD Global Oy**, Espoo (FI)

(\*\*) Term: **15 Years**

(21) Appl. No.: **29/572,778**

(22) Filed: **Jul. 29, 2016**

(51) **LOC (10) Cl.** ..... **14-03**

(52) **U.S. Cl.**

USPC ..... **D14/138 AA**

(58) **Field of Classification Search**

USPC ..... D14/138 AB, 138 AC, 138 AD, 138 C,  
D14/138 G, 138 R, 315-318, 341, 342,  
(Continued)

(56) **References Cited**

**U.S. PATENT DOCUMENTS**

D583,369 S \* 12/2008 Boyd ..... D14/248

D589,922 S \* 4/2009 Boyd ..... D14/138 AA

(Continued)

**OTHER PUBLICATIONS**

Nokia 150, Jan. 2017, [online], [site visited Apr. 8, 2017]. Retrieved from <url:http://www.gsmarena.com/nokia\_150-pictures-8475.php>.\*

(Continued)

*Primary Examiner* — Jeffrey D Asch

*Assistant Examiner* — Tracey J Bell

(74) *Attorney, Agent, or Firm* — Banner & Witcoff, Ltd.

(57) **CLAIM**

The ornamental design for a handset, as shown and described.

**DESCRIPTION**

FIG. 1 is a front perspective photographic view of a handset showing my new design;

FIG. 2 is a front photographic view thereof;

FIG. 3 is a rear photographic view thereof;

FIG. 4 is a right side photographic view thereof;

FIG. 5 is a left side photographic view thereof;

FIG. 6 is a top view photographic thereof; and

FIG. 7 is a bottom photographic view thereof.

FIG. 8 is a front perspective photographic view of a second embodiment of a handset showing my new design;

FIG. 9 is a front photographic view thereof;

FIG. 10 is a rear photographic view thereof;

FIG. 11 is a right side photographic view thereof;

FIG. 12 is a left side photographic view thereof;

FIG. 13 is a top view photographic thereof;

FIG. 14 is a bottom photographic view thereof;

FIG. 15 is a front perspective photographic view of a third embodiment of a handset showing my new design;

FIG. 16 is a front photographic view thereof;

FIG. 17 is a rear photographic view thereof;

FIG. 18 is a right side photographic view thereof;

FIG. 19 is a left side photographic view thereof;

FIG. 20 is a top view photographic thereof;

FIG. 21 is a bottom photographic view thereof;

FIG. 22 is a front perspective photographic view of a fourth embodiment of a handset showing my new design;

FIG. 23 is a front photographic view thereof;

FIG. 24 is a rear photographic view thereof;

FIG. 25 is a right side photographic view thereof;



FIG. 26 is a left side photographic view thereof;

FIG. 27 is a top view photographic thereof; and,

FIG. 28 is a bottom photographic view thereof.

The broken line showing of the various unshaded elements of the handset in FIGS. 1-7 and FIGS. 15-21 represents portions of the article that form no part of the embodiment in which they are shown.

**1 Claim, 20 Drawing Sheets**



(58) **Field of Classification Search**

USPC ..... D14/345, 346, 203.4, 218, 138 AA, 248,  
 D14/250; D21/324, 329, 330  
 CPC .. H04M 1/027; H04M 1/0202; H04M 1/0279;  
 H04M 1/0235; H04M 1/0237; H04M  
 1/0239; H04M 1/0266; H04M 1/0268;  
 H04M 1/0295; G06F 1/1652; G06F  
 1/1626

See application file for complete search history.

D720,326 S \* 12/2014 Chao ..... D14/138 AA  
 D720,714 S \* 1/2015 Bonar ..... D14/138 AA  
 D720,715 S \* 1/2015 Chao ..... D14/138 AA  
 D720,716 S \* 1/2015 Bonar ..... D14/138 AA  
 D721,672 S \* 1/2015 Dearsley ..... D14/138 AA  
 D745,483 S \* 12/2015 Dhondt ..... D14/138 G  
 D752,004 S \* 3/2016 Lee ..... D14/138 G  
 D778,867 S \* 2/2017 Husgafvel ..... D14/138 G  
 2007/0296702 A1\* 12/2007 Strawn ..... G06F 1/1626  
 345/169

(56)

**References Cited**

U.S. PATENT DOCUMENTS

D686,587 S \* 7/2013 Osaki ..... D14/138 AA  
 D696,251 S \* 12/2013 Andre ..... D14/341  
 D709,848 S \* 7/2014 Wang ..... D14/138 AA  
 D709,849 S \* 7/2014 Cho ..... D14/138 AA  
 D709,851 S \* 7/2014 Cai ..... D14/138 AA  
 8,792,069 B2 \* 7/2014 Hyytiainen ..... G02F 1/1347  
 349/74  
 D716,747 S \* 11/2014 Kleiner ..... D14/138 G  
 D720,323 S \* 12/2014 Cho ..... D14/138 AA

OTHER PUBLICATIONS

Nokia 215, May 2015, [online], [site visited Apr. 8, 2017]. Retrieved  
 from <url:http://www.gsmarena.com/nokia\_215-pictures-6910.  
 php>.\*  
 Nokia 216, Oct. 2016, [online], [site visited Apr. 8, 2017]. Retrieved  
 from <url:http://www.gsmarena.com/nokia\_216-pictures-8343.  
 php>.\*  
 Nokia 515, Sep. 2013, [online], [site visited Apr. 26, 2017].  
 Retrieved from <url:http://www.gsmarena.com/nokia\_515-pic-  
 tures-5663.php>.\*

\* cited by examiner




FIG. 1



FIG. 2



FIG. 3




FIG. 4




FIG. 5




FIG. 6




FIG. 7



FIG. 8





FIG. 9



FIG. 10




FIG. 11




FIG. 12




FIG. 13




FIG. 14




FIG. 15



FIG. 16




FIG. 17




FIG. 18




FIG. 19






FIG. 20




FIG. 21




FIG. 22



FIG. 23




FIG. 24




FIG. 25




FIG. 26




FIG. 27




FIG. 28