



US00D803805S

(12) **United States Design Patent**
Coffey et al.

(10) **Patent No.:** **US D803,805 S**

(45) **Date of Patent:** **** Nov. 28, 2017**

(54) **VIDEO CONFERENCING APPARATUS**

CPC H04N 7/141; H04N 7/142; H04N 7/147;
H04N 7/148; H04N 7/15; H04N 7/152;
H04N 5/23248

(71) Applicants: **John Coffey**, Westford, MA (US); **Jean Pierre Carney**, Sudbury, MA (US); **Timothy D Root**, Nashua, NH (US); **Barret Wolber**, Nashua, NH (US); **John W Wolber**, Nashua, NH (US); **Jonathan Schau**, Sudbury, MA (US); **Mathieu Zastawny**, Jersey City, NJ (US); **Lance Hazelton**, West New York, NJ (US); **John Moldauer**, Hoboken, NJ (US)

See application file for complete search history.

(56) **References Cited**

U.S. PATENT DOCUMENTS

D372,918 S *	8/1996	Manganese	D14/204
D386,505 S *	11/1997	Maeyama	D16/202
D416,930 S *	11/1999	Choi	D14/130
D472,542 S *	4/2003	Oikawa	D14/172
D519,984 S *	5/2006	Hirano	D14/204
D532,408 S *	11/2006	Kita	D14/126
D561,174 S *	2/2008	Ching	D14/214
D592,179 S *	5/2009	Ichinose	D14/168

(Continued)

Primary Examiner — Susan Bennett Hattan

Assistant Examiner — Marie D. Fast Horse

(74) *Attorney, Agent, or Firm* — Robert Schuler

(72) Inventors: **John Coffey**, Westford, MA (US); **Jean Pierre Carney**, Sudbury, MA (US); **Timothy D Root**, Nashua, NH (US); **Barret Wolber**, Nashua, NH (US); **John W Wolber**, Nashua, NH (US); **Jonathan Schau**, Sudbury, MA (US); **Mathieu Zastawny**, Jersey City, NJ (US); **Lance Hazelton**, West New York, NJ (US); **John Moldauer**, Hoboken, NJ (US)

(57) **CLAIM**

The ornamental design for a video conferencing apparatus, as shown and described.

(73) Assignee: **RevoLabs, Inc.**, Sudbury, MA (US)

DESCRIPTION

(**) Term: **15 Years**

FIG. 1 is a perspective view showing the top and front sides of a video conferencing apparatus.

(21) Appl. No.: **29/582,770**

FIG. 2 is a front side elevation view of the video conferencing apparatus in FIG. 1.

(22) Filed: **Oct. 31, 2016**

FIG. 3 is a top plan view of the video conferencing apparatus in FIG. 1.

(51) **LOC (10) Cl.** **14-03**

FIG. 4 is a bottom plan view of the video conferencing apparatus in FIG. 1.

(52) **U.S. Cl.**

USPC **D14/130; D14/226; D16/208**

FIG. 5 is a left side elevation view of the video conferencing apparatus in FIG. 1; and,

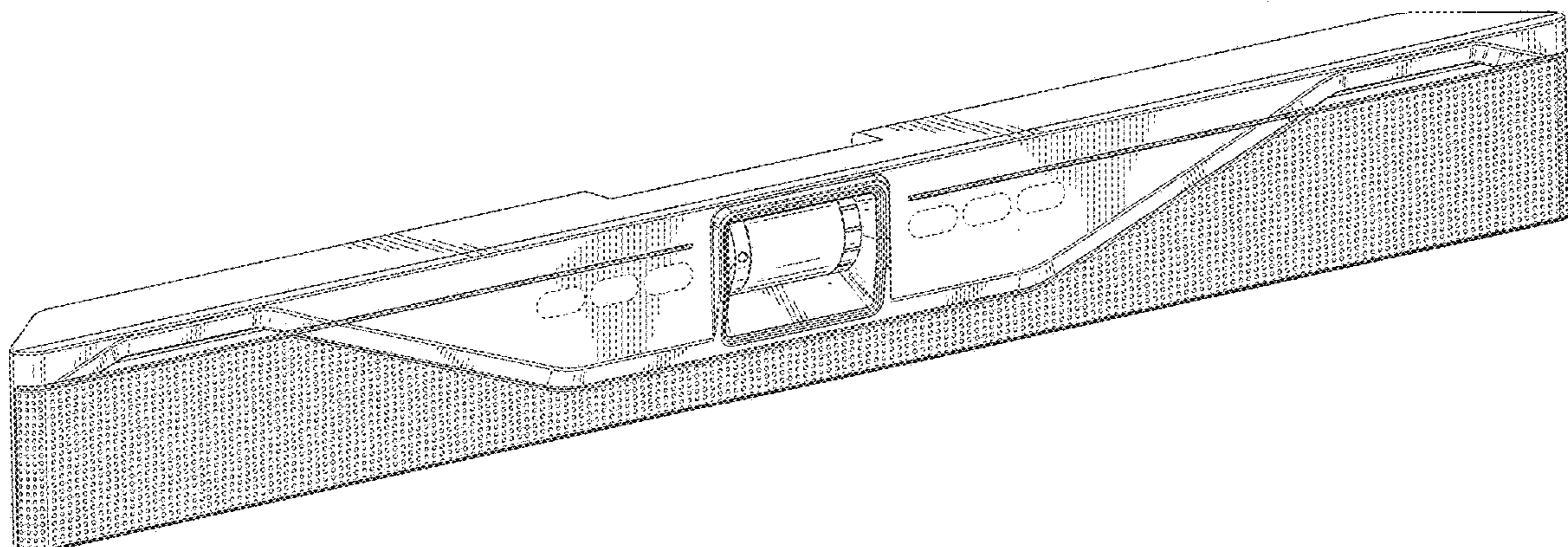
(58) **Field of Classification Search**

USPC D14/496, 125, 128, 129, 130, 140, 142, D14/149, 159, 168, 204, 214, 226, 240, D14/242, 299; D16/200, 202, 203, 208, D16/219, 221, 230, 232, 235, 237; 348/14.01, 14.08, 14.09, 207.99; D10/104.1, 106.6

FIG. 6 is a right side elevation view of the wireless microphone in FIG. 1.

The broken lines appearing in the Figures depict portions of the video conferencing apparatus that form no part of the claimed design.

1 Claim, 4 Drawing Sheets



(56)

References Cited

U.S. PATENT DOCUMENTS

D615,888 S * 5/2010 Ikeda D10/70
 D616,404 S * 5/2010 Roed D14/126
 D619,485 S * 7/2010 Ikeda D10/106.7
 D632,600 S * 2/2011 Noguchi D10/106.6
 D636,378 S * 4/2011 Ohashi D14/168
 D644,625 S * 9/2011 Iseki D14/206
 D648,320 S * 11/2011 Kusuki D14/214
 D652,332 S * 1/2012 Bond D10/104.1
 D653,239 S * 1/2012 Kim D14/215
 D655,690 S * 3/2012 Yagi D14/214
 D664,579 S * 7/2012 Tzeng D16/202
 D665,439 S * 8/2012 Khamsepoor D16/202
 D665,441 S * 8/2012 McManigal D16/202
 D666,163 S * 8/2012 Hsu D14/125
 D666,934 S * 9/2012 Krumpe D10/106.6
 D669,111 S * 10/2012 Ravi D16/202
 D669,883 S * 10/2012 Cheng D14/214
 D669,884 S * 10/2012 Hou D14/214
 D671,909 S * 12/2012 Choi D14/188
 D675,660 S * 2/2013 Su D16/202
 D676,829 S * 2/2013 Kaneko D14/204
 D680,145 S * 4/2013 Tsai D16/202
 D680,146 S * 4/2013 Tsai D16/202
 D680,569 S * 4/2013 Lee D16/202
 D681,604 S * 5/2013 Funayama D14/209.1
 D682,332 S * 5/2013 Wang D16/202
 D685,015 S * 6/2013 Wang D16/202
 D685,348 S * 7/2013 Szymanski D14/214
 D687,082 S * 7/2013 Wang D16/202
 D688,718 S * 8/2013 Tsai D16/202
 D692,858 S * 11/2013 Millora D14/214
 D703,191 S * 4/2014 Woo D14/204

D705,337 S * 5/2014 Tani D16/219
 D712,952 S * 9/2014 Sumii D14/496
 D714,763 S * 10/2014 Woo D14/209.1
 D715,769 S * 10/2014 McManigal D14/214
 D715,770 S * 10/2014 McManigal D14/214
 D716,360 S * 10/2014 Schechter D16/208
 D719,931 S * 12/2014 Wang D14/204
 D721,352 S * 1/2015 Kusano D14/204
 D722,096 S * 2/2015 Ann D16/218
 D725,171 S * 3/2015 Mita D16/202
 D735,150 S * 7/2015 Baldwin D14/125
 D745,488 S * 12/2015 Lee D14/204
 D745,586 S * 12/2015 Chou D16/202
 D747,386 S * 1/2016 Li D16/208
 D748,073 S * 1/2016 Woo D14/204
 D750,681 S * 3/2016 Takami D16/202
 D756,321 S * 5/2016 Ostensen D14/126
 D758,984 S * 6/2016 Maxwell D14/130
 D759,621 S * 6/2016 Maxwell D14/130
 D759,630 S * 6/2016 Huang D14/214
 D766,876 S * 9/2016 Honda D14/214
 D767,518 S * 9/2016 Kim D14/130
 D767,662 S * 9/2016 Lee D16/225
 D769,213 S * 10/2016 McManigal D14/204
 D774,483 S * 12/2016 Kim D14/126
 D778,860 S * 2/2017 Kim D14/126
 D783,075 S * 4/2017 Maxwell D16/202
 D785,580 S * 5/2017 Yu H04N 21/414
 D786,823 S * 5/2017 Seong D14/204
 D791,736 S * 7/2017 Schoolmeester D14/214
 D793,993 S * 8/2017 Song D14/214
 2011/0243547 A1 * 10/2011 Khamsepoor F16M 11/08
 396/428

* cited by examiner

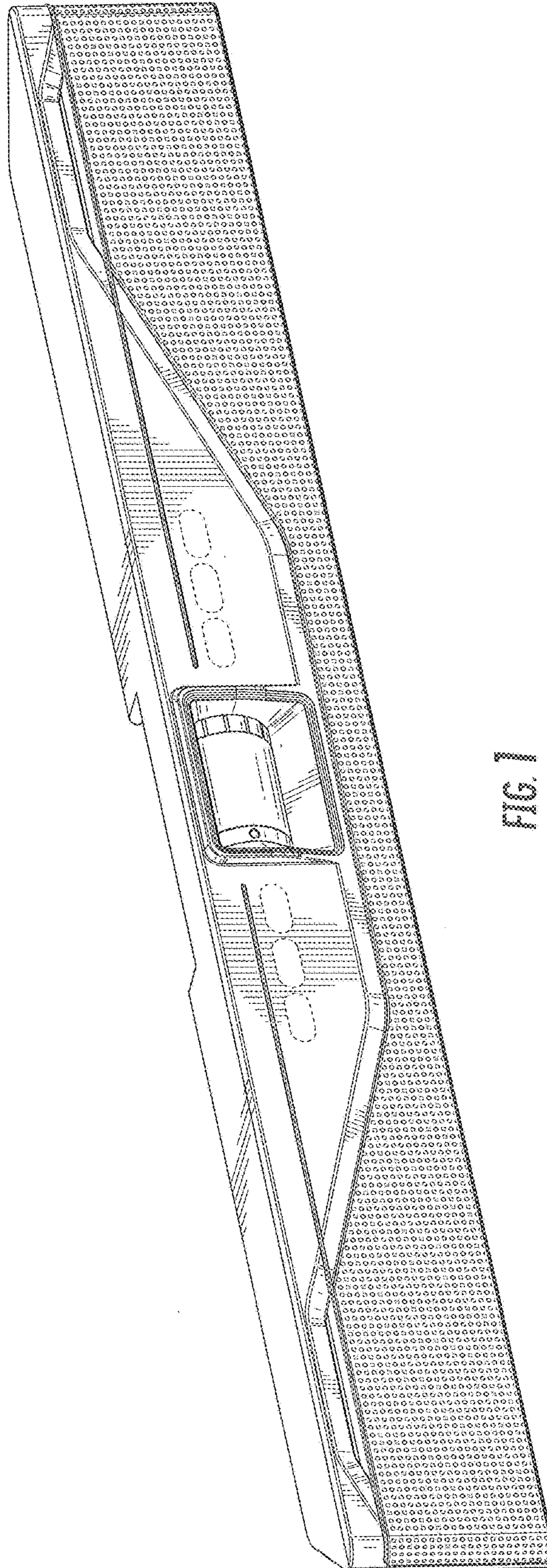


FIG. 1

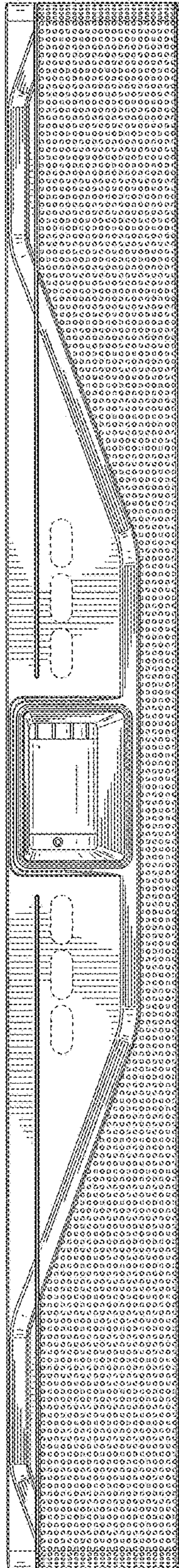


FIG. 2




FIG. 3




FIG. 4

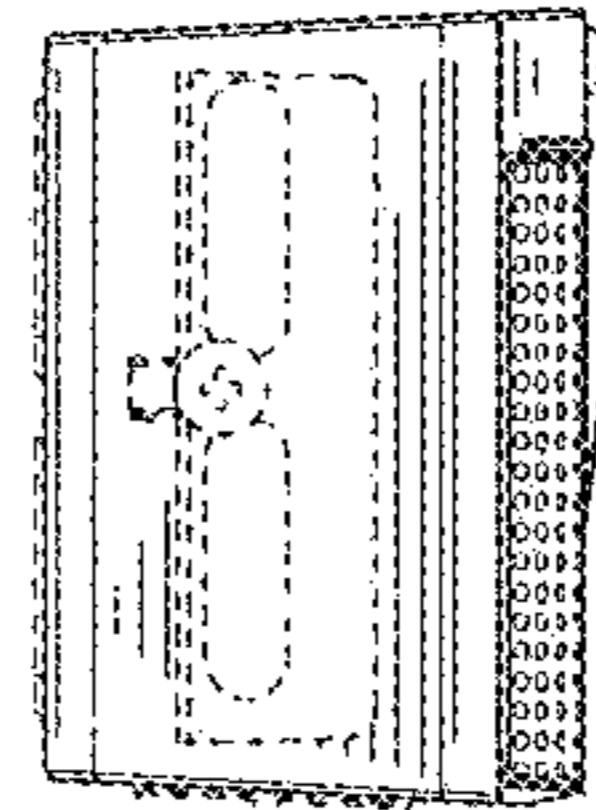


FIG. 5

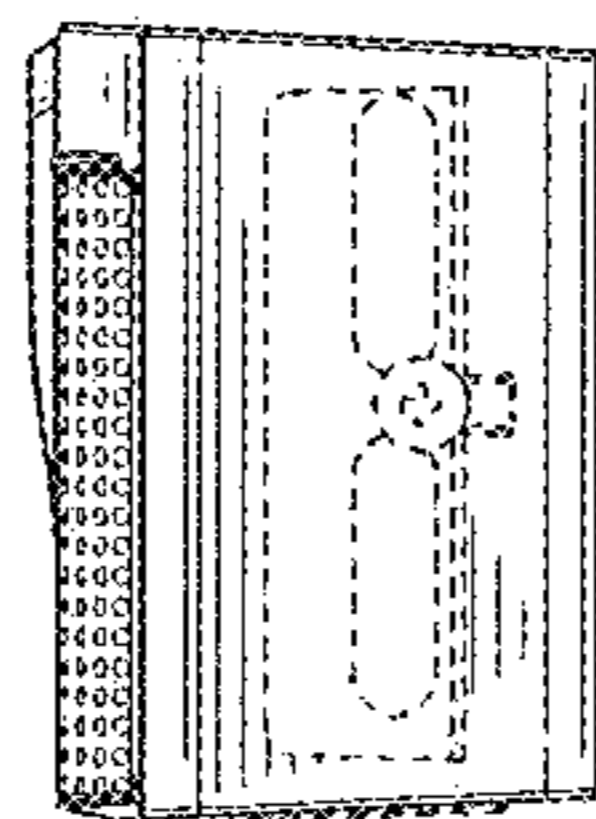


FIG. 6