

US00D803800S

(12) **United States Design Patent**
Takeshita

(10) **Patent No.:** **US D803,800 S**

(45) **Date of Patent:** **** Nov. 28, 2017**

(54) **LEAD FRAME**

(71) Applicant: **Kabushiki Kaisha Toshiba**, Minato-ku,
Tokyo (JP)

(72) Inventor: **Atsushi Takeshita**, Kitakyusyu
Fukuoka (JP)

(73) Assignee: **KABUSHIKI KAISHA TOSHIBA**

(**) Term: **15 Years**

(21) Appl. No.: **29/543,060**

(22) Filed: **Oct. 20, 2015**

(30) **Foreign Application Priority Data**

Apr. 20, 2015 (JP) 2015-008836

(51) **LOC (10) Cl.** **13-03**

(52) **U.S. Cl.**
USPC **D13/182**

(58) **Field of Classification Search**
USPC D13/118, 123, 133, 154, 173, 180, 182,
D13/184, 199; D14/230, 233

(Continued)

(56) **References Cited**

U.S. PATENT DOCUMENTS

6,316,821 B1 * 11/2001 Chang H01L 21/565
257/666

6,409,775 B1 * 6/2002 Tasei H01G 9/012
264/272.18

(Continued)

FOREIGN PATENT DOCUMENTS

JP 1038773 S 5/1999
JP 1104548 S 3/2001

(Continued)

OTHER PUBLICATIONS

Excel Cell Electronic Co., dated Dec. 29, 2014, [online], [site
visited Mar. 31, 2017]. Available from Internet, <URL: <http://www.ece.com.tw/product.php>>.*

Primary Examiner — Thomas Johannes
Assistant Examiner — Shawn T Gingrich

(74) *Attorney, Agent, or Firm* — Venable LLP; Jeffri A.
Kaminski

(57) **CLAIM**

The ornamental design for a lead frame, as shown and
described.

DESCRIPTION

FIG. 1 is an enlarged fragmented perspective view taken
along line 2 in FIG. 14 of a lead frame, showing my new
design;

FIG. 2 is an enlarged fragmented view thereof taken along
line 2 in FIG. 14;

FIG. 3 is an end view thereof taken along line 3-3 in FIG.
2;

FIG. 4 is an end view thereof taken along line 4-4 in FIG.
2;

FIG. 5 is an end view thereof taken along line 5-5 in FIG.
2;

FIG. 6 is an end view thereof taken along line 6-6 in FIG.
2;

FIG. 7 is an end view thereof taken along line 7-7 in FIG.
2;

FIG. 8 is an end view thereof taken along line 8-8 in FIG.
2;

FIG. 9 is an end view thereof taken along line 9-9 in FIG.
2;

FIG. 10 is an end view thereof taken along line 10-10 in FIG.
2;

FIG. 11 is an end view thereof taken along line 11-11 in FIG.
2;

FIG. 12 is an end view thereof taken along line 12-12 in FIG.
2;

FIG. 13 is a perspective view thereof;

FIG. 14 is a front view thereof;

FIG. 15 is a top view thereof;

FIG. 16 is a bottom view thereof;

FIG. 17 is a right side view thereof, the opposite side being
symmetrical;

FIG. 18 is a rear view thereof;

(Continued)

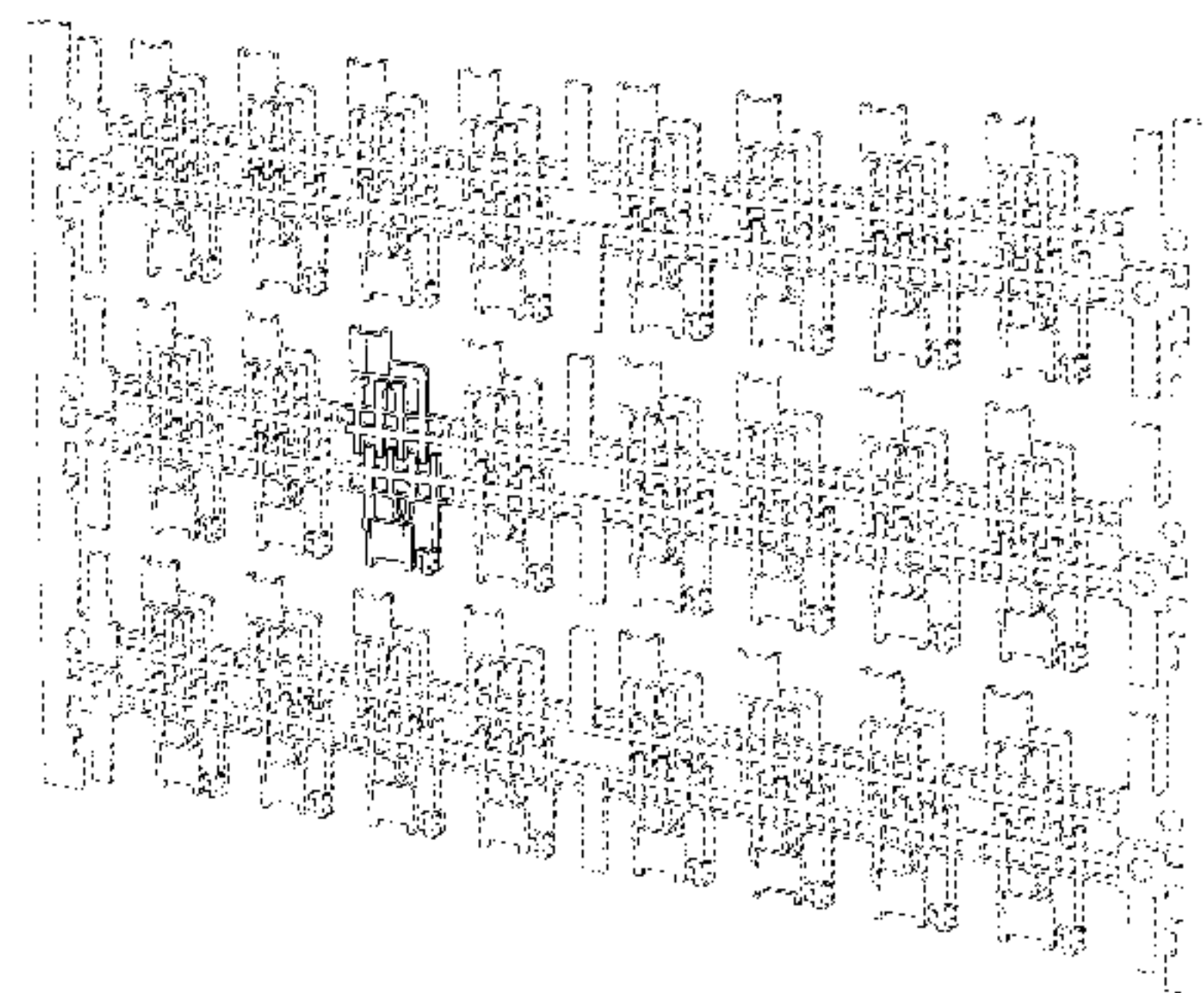
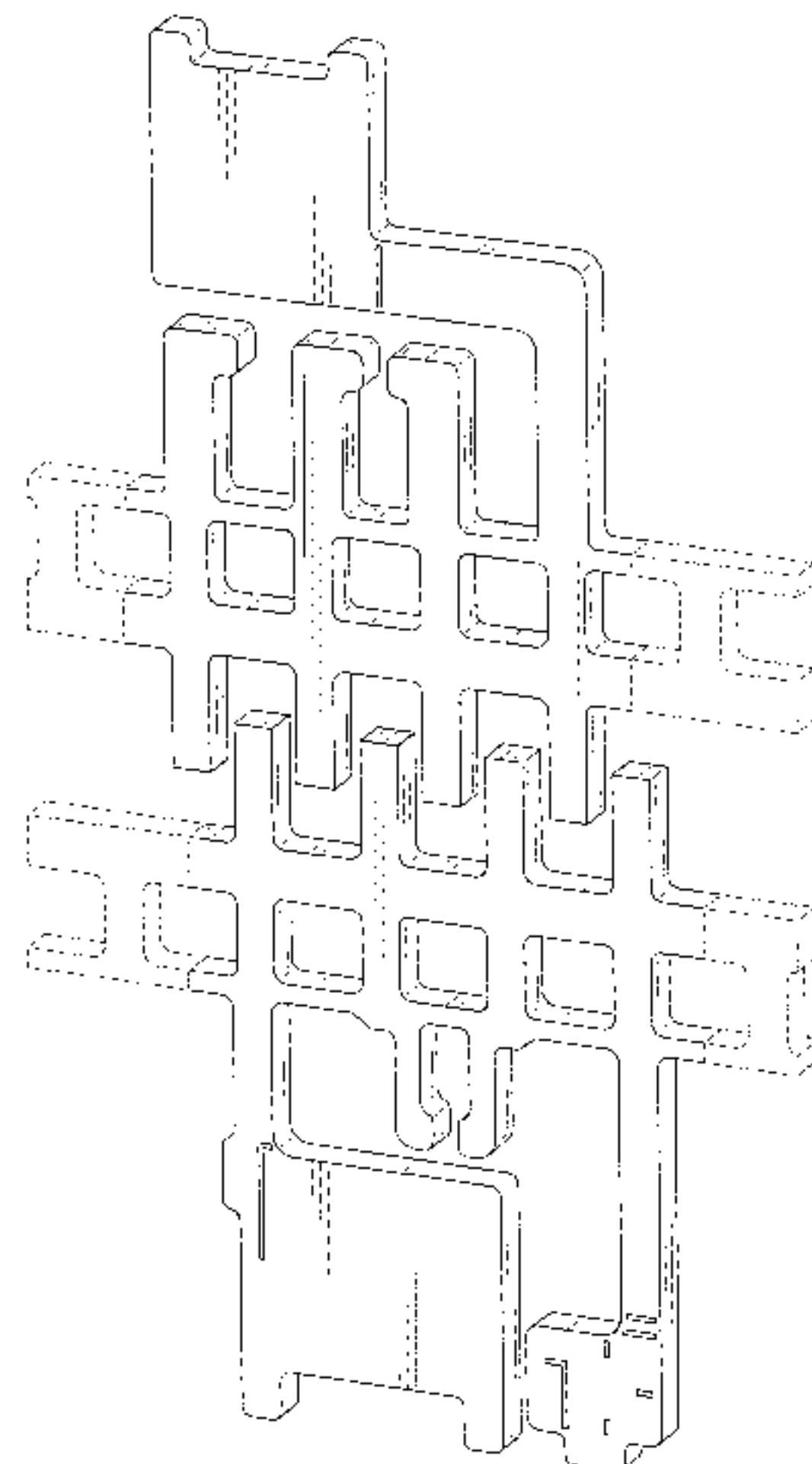


FIG. 19 is an enlarged view thereof taken along line 19-19 in FIG. 16;

FIG. 20 is an end view thereof taken along line 20-20 in FIG. 14; and,

FIG. 21 is an end view thereof taken along line 21-21 in FIG. 14.

The Dash-Dot broken lines in FIG. 14 labeled as "2" are included to indicate the point at which the magnified view is cut off. The Dash-Dot broken lines define the bounds of the claimed design and form no part thereof. The Dash-Dash broken line portion of the figure drawings is included to show environment and form no part of the claimed design.

1 Claim, 8 Drawing Sheets

(58) Field of Classification Search

CPC H01G 9/00; H01H 11/00; H01L 21/00;
 H01L 21/44; H01L 23/48; H01L 23/49;
 H01L 23/52; H01L 33/00; H01L 33/62;
 H01R 12/00; H01R 13/00; H01R 43/00;
 H05K 1/11; H05K 5/00; H05K 5/02;
 H05K 13/00

See application file for complete search history.

(56) References Cited

U.S. PATENT DOCUMENTS

6,433,424 B1 * 8/2002 Sammon 257/735
 6,486,538 B1 * 11/2002 Reiss H01L 23/13
 257/668
 6,494,597 B1 * 12/2002 Yu H01L 33/60
 257/676
 D483,336 S * 12/2003 Harnden D13/182
 D484,104 S 12/2003 Harnden et al.
 D484,858 S * 1/2004 Harnden D13/182
 D484,859 S * 1/2004 Harnden D13/182
 D485,244 S * 1/2004 Harnden D13/182
 D485,808 S * 1/2004 Harnden D13/182
 D487,431 S * 3/2004 Harnden D13/182

D487,432 S 3/2004 Harnden et al.
 D488,136 S * 4/2004 Harnden D13/182
 D491,900 S * 6/2004 Harnden D13/182
 D492,266 S * 6/2004 Harnden D13/182
 D494,939 S * 8/2004 Harnden D13/182
 D505,121 S * 5/2005 Harnden D13/182
 D505,122 S * 5/2005 Harnden D13/182
 D588,080 S * 3/2009 Harnden D13/182
 9,054,091 B2 * 6/2015 Yilmaz H01L 23/4952
 D780,722 S * 3/2017 Forster D14/230
 9,607,934 B2 * 3/2017 Nakabayashi H01L 23/49541
 2004/0094827 A1 * 5/2004 Takakura H01L 23/49541
 257/666
 2005/0046012 A1 * 3/2005 Ramakrishna H01L 21/4878
 257/706
 2010/0052125 A1 * 3/2010 Sasaki B23K 20/005
 257/676
 2011/0212341 A1 * 9/2011 Li H01L 21/4842
 428/571
 2012/0248588 A1 * 10/2012 Yamabe H01L 21/4842
 257/666
 2014/0191381 A1 * 7/2014 Lee H01L 23/49537
 257/676
 2014/0291824 A1 * 10/2014 Sivaperumal H01L 23/49541
 257/676
 2014/0327004 A1 * 11/2014 Baterna Marbella ... H01L 22/30
 257/48
 2016/0005663 A1 * 1/2016 Khoo H01L 21/78
 438/15
 2016/0027721 A1 * 1/2016 Lee H01L 23/49541
 174/261
 2016/0218051 A1 * 7/2016 Doumae H01L 23/49541

FOREIGN PATENT DOCUMENTS

JP 30-0329688-01 S 7/2003
 JP 30-0329688 S 7/2003
 JP 1335983 S 7/2008
 JP 1444894 S 6/2012
 JP 1445011 S 6/2012
 JP 1445012 S 6/2012
 JP 1460669 S 1/2013
 JP 2013128007 A * 6/2013 H01L 24/97

* cited by examiner

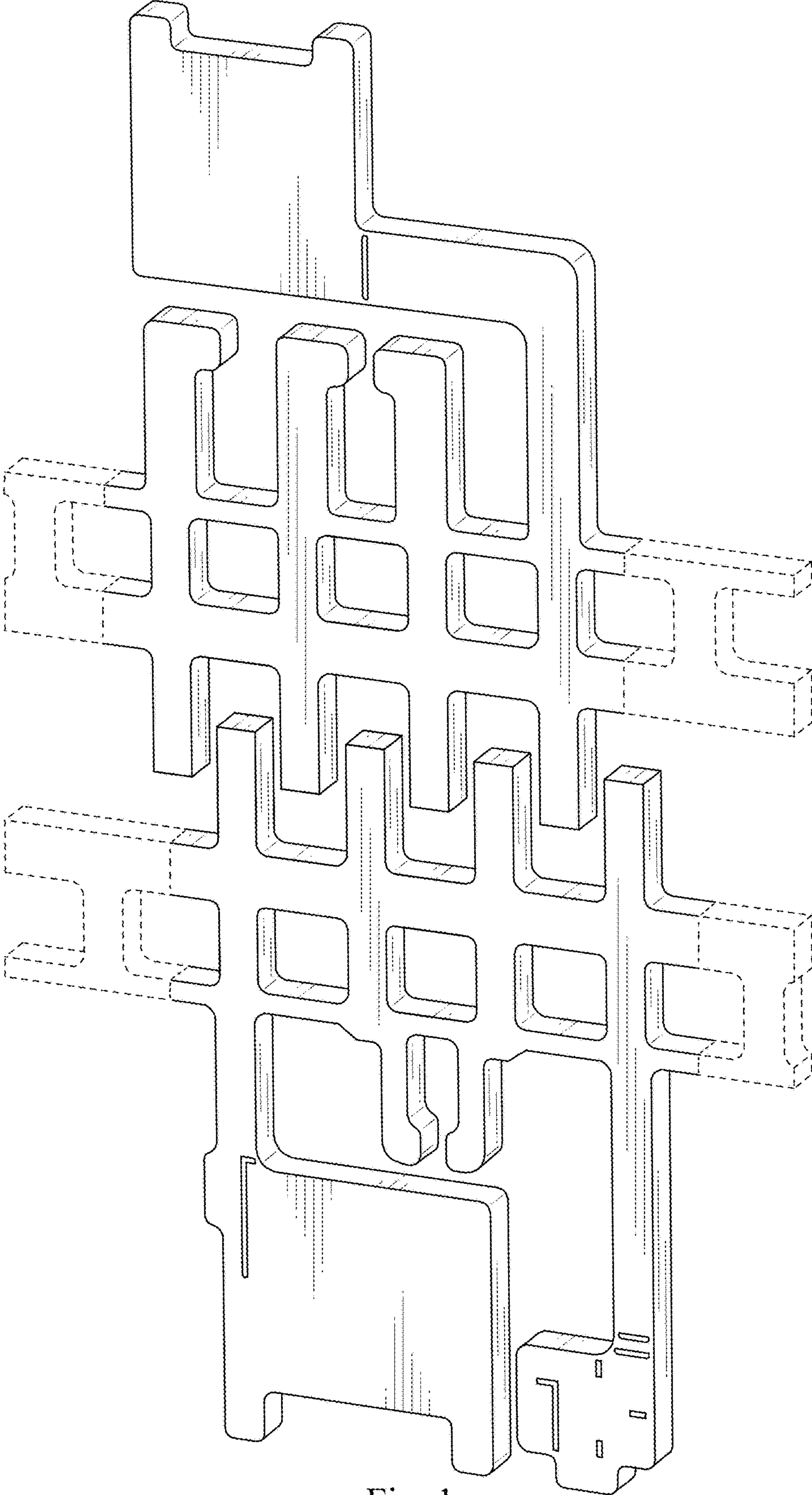


Fig. 1

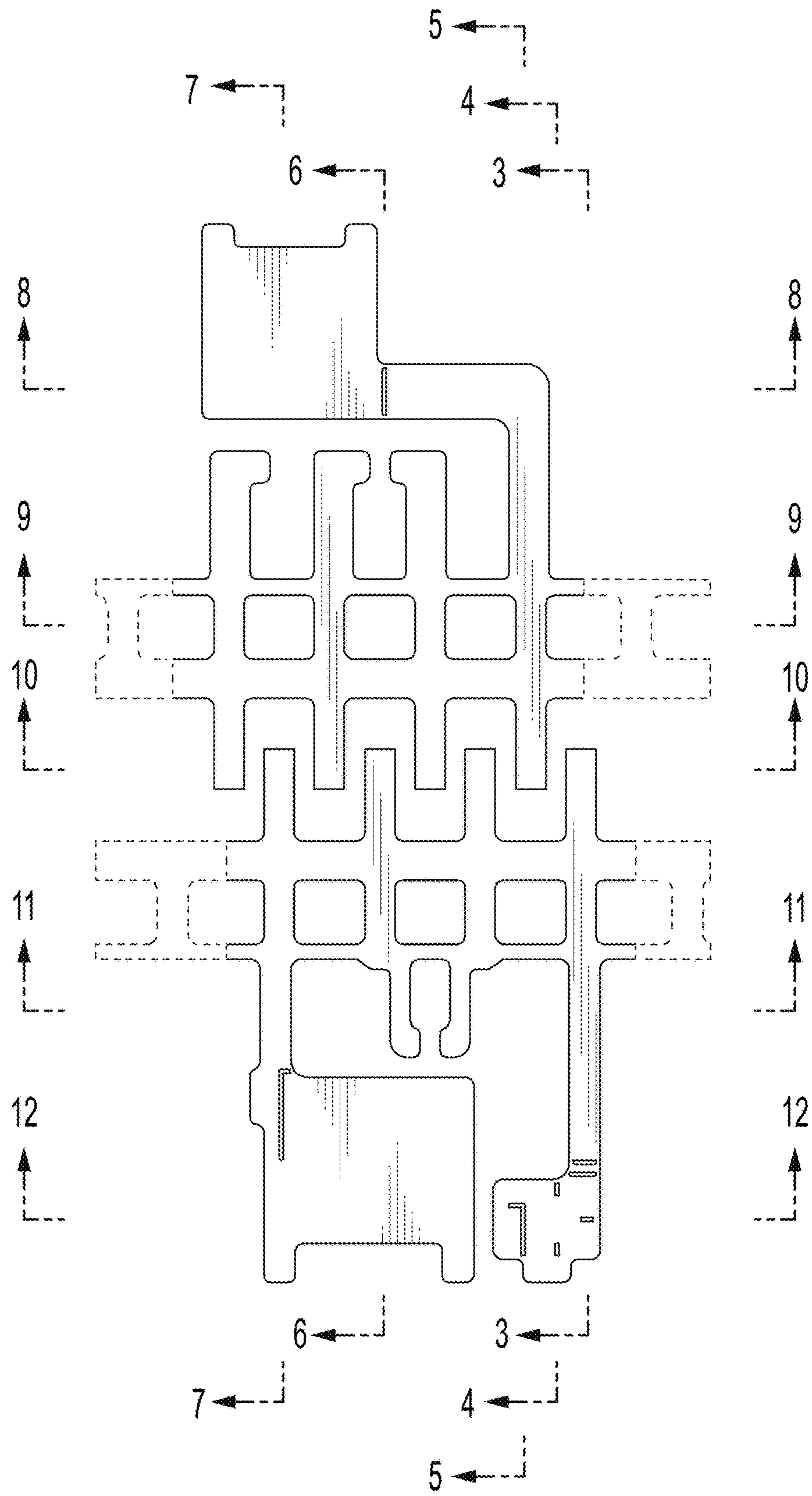
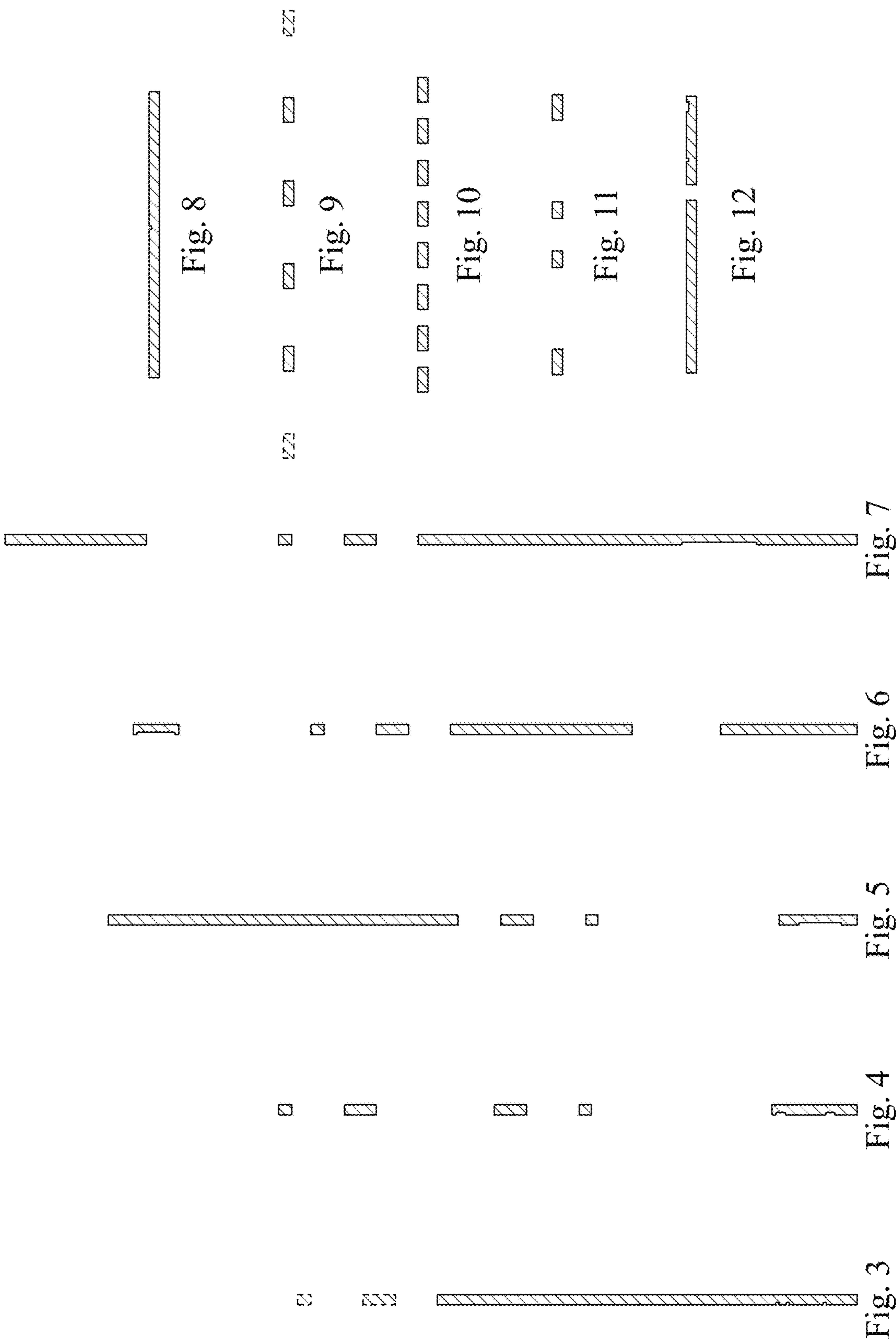


Fig. 2



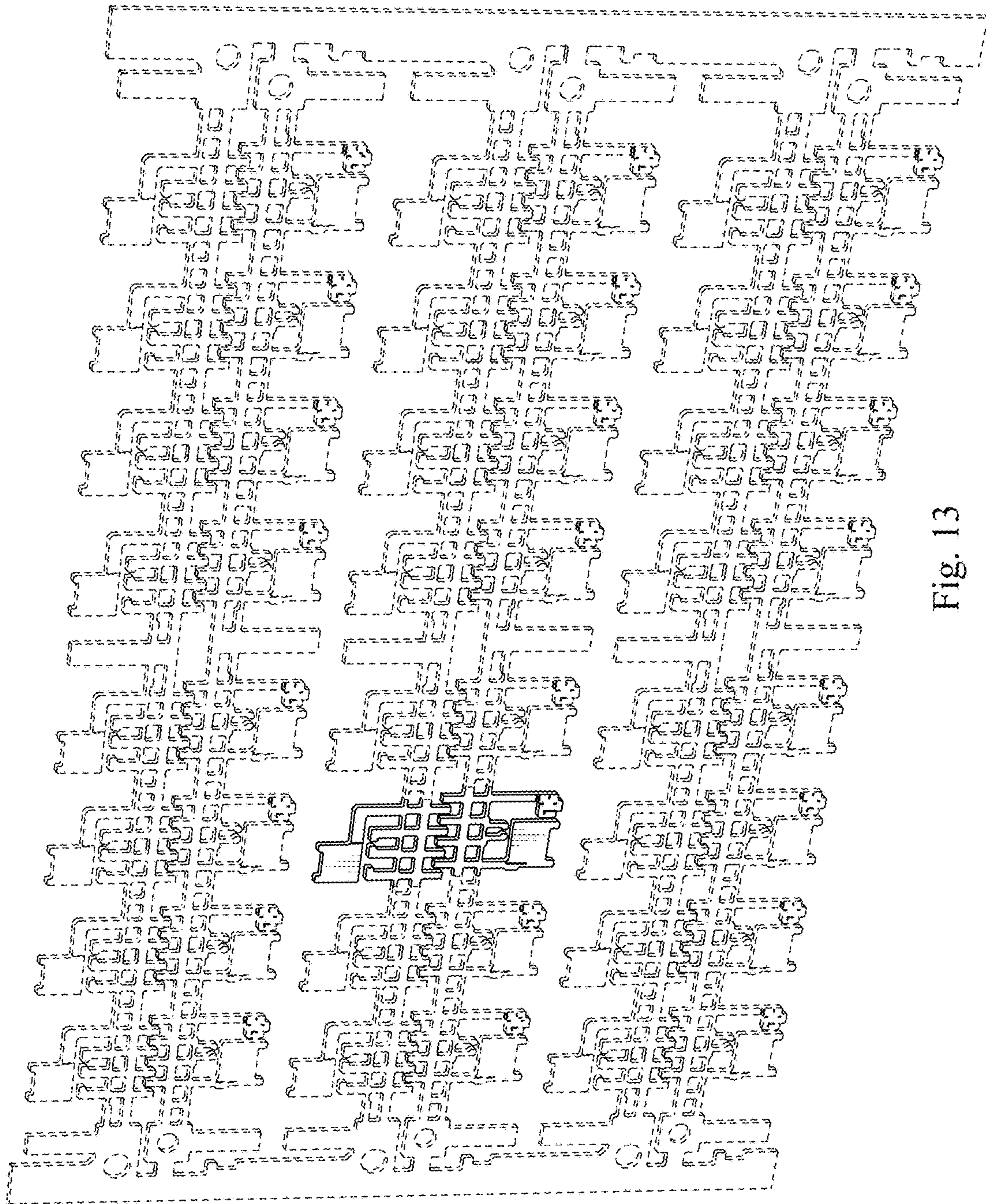


Fig. 13




Fig. 14




Fig. 17

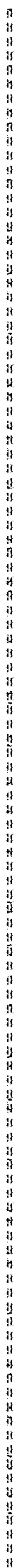


Fig. 15

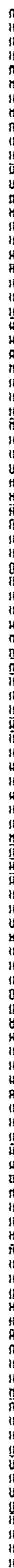
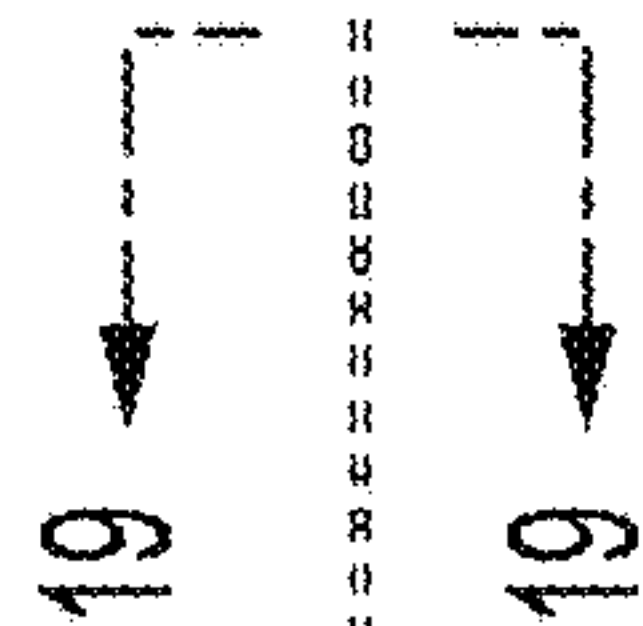


Fig. 16

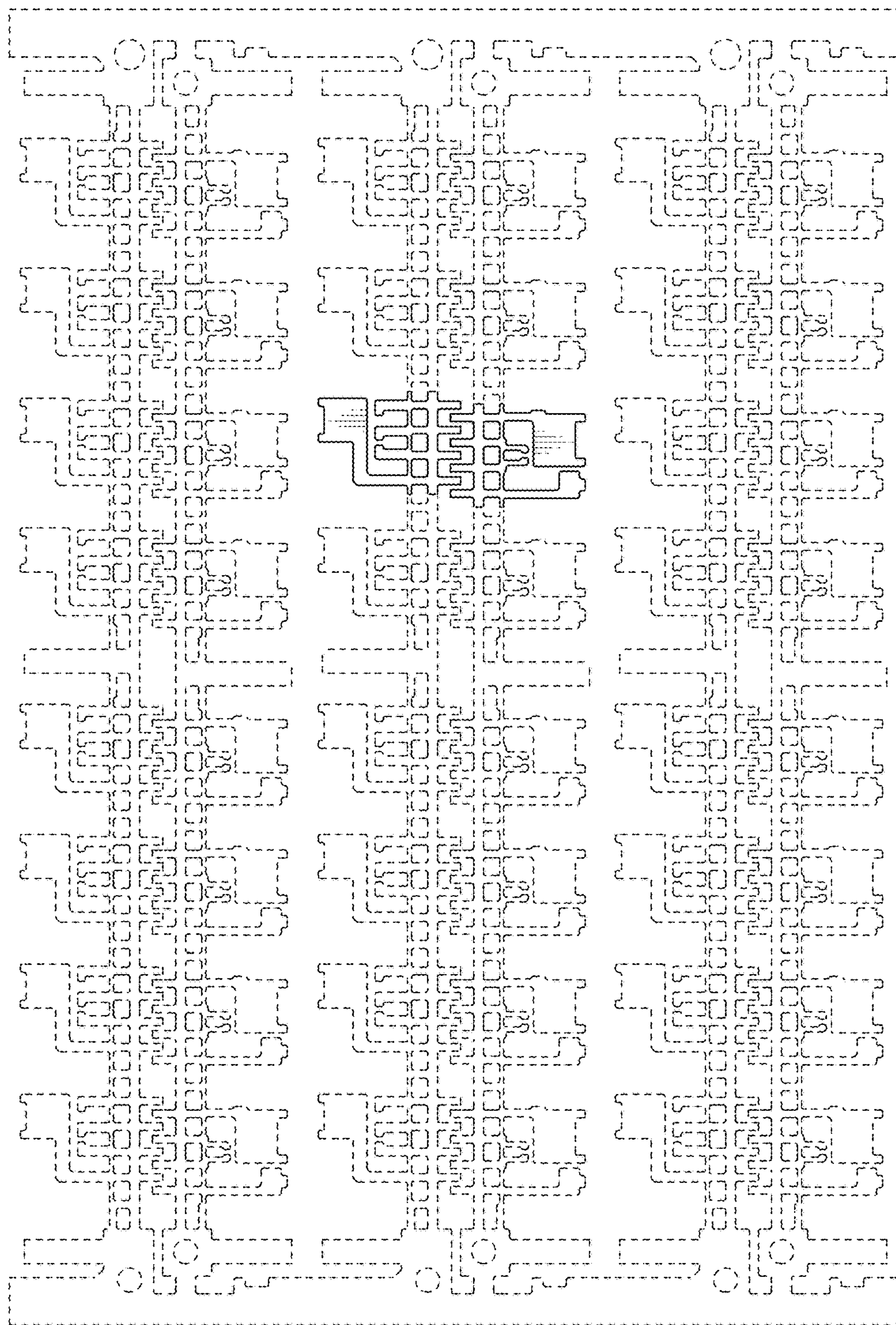


Fig. 18

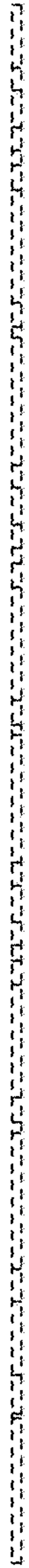


Fig. 19



Fig. 21

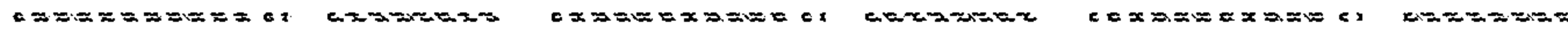


Fig. 20