



US00D803779S

(12) **United States Design Patent** (10) **Patent No.:** **US D803,779 S**
Jung et al. (45) **Date of Patent:** **** Nov. 28, 2017**

(54) **BATTERY**

(71) Applicant: **SAMSUNG ELECTRONICS CO., LTD.**, Suwon-si (KR)

(72) Inventors: **Seungho Jung**, Seoul (KR); **James Chung**, Gwacheon-si (KR)

(73) Assignee: **SAMSUNG ELECTRONICS CO., LTD.**, Gyeonggi-Do (KR)

(**) Term: **15 Years**

(21) Appl. No.: **29/553,295**

(22) Filed: **Jan. 29, 2016**

(30) **Foreign Application Priority Data**

Aug. 5, 2015 (KR) 30-2015-0039596

(51) **LOC (10) Cl.** **13-02**

(52) **U.S. Cl.**
USPC **D13/107**

(58) **Field of Classification Search**
USPC D13/102–110, 118–119, 184, 199;
D14/356, 432

CPC Y02E 60/10; Y02E 60/12; Y02E 60/122;
Y02E 60/124; Y02E 60/50; H01M 2/02;
H01M 2/022; H01M 2/0202; H01M
2/0207; H01M 2/0212; H01M 2/1061;
H01M 2/1022; H01M 2/1055; H01M
2/1066; H01M 2/105; H01M 2/20; H01M
2/204; H01M 2/206; H01M 10/44; H01M
10/46; H01M 10/465; H01M 10/482;
H01M 2200/30; H01M 2250/30; H01M
2250/40; H02J 7/00; H02J 7/0003; H02J
7/0011; H02J 7/0013; H02J 7/0054; H02J
7/0055; H02J 7/0057; H02J 2007/0062

See application file for complete search history.

(56) **References Cited**

U.S. PATENT DOCUMENTS

D676,380	S	*	2/2013	Sun	D13/108
D762,164	S	*	7/2016	Lin	D13/103
D762,169	S	*	7/2016	Lei	D13/108
D769,188	S	*	10/2016	Miller	D13/107
D770,973	S	*	11/2016	Toth	D13/107
D782,974	S	*	4/2017	Ju	D13/108
D782,976	S	*	4/2017	Zhang	D13/108
D791,070	S	*	7/2017	Son	D13/103
2015/0171386	A1	*	6/2015	Yang	H01M 2/1022 429/163
2016/0359356	A1	*	12/2016	Song	H02J 50/00

* cited by examiner

Primary Examiner — Rosemary K Tarcza

Assistant Examiner — Nathaniel D. Buckner

(74) *Attorney, Agent, or Firm* — Cantor Colburn LLP

(57) **CLAIM**

The ornamental design for a battery, as shown and described.

DESCRIPTION

FIG. 1 is a front perspective view of a battery, showing our new design;

FIG. 2 is a front view thereof;

FIG. 3 is a rear view thereof;

FIG. 4 is a left-side view thereof;

FIG. 5 is a right-side view thereof;

FIG. 6 is a top view thereof; and,

FIG. 7 is a bottom view thereof.

The broken lines illustrating portions of the battery form no part of the claimed design.

1 Claim, 5 Drawing Sheets

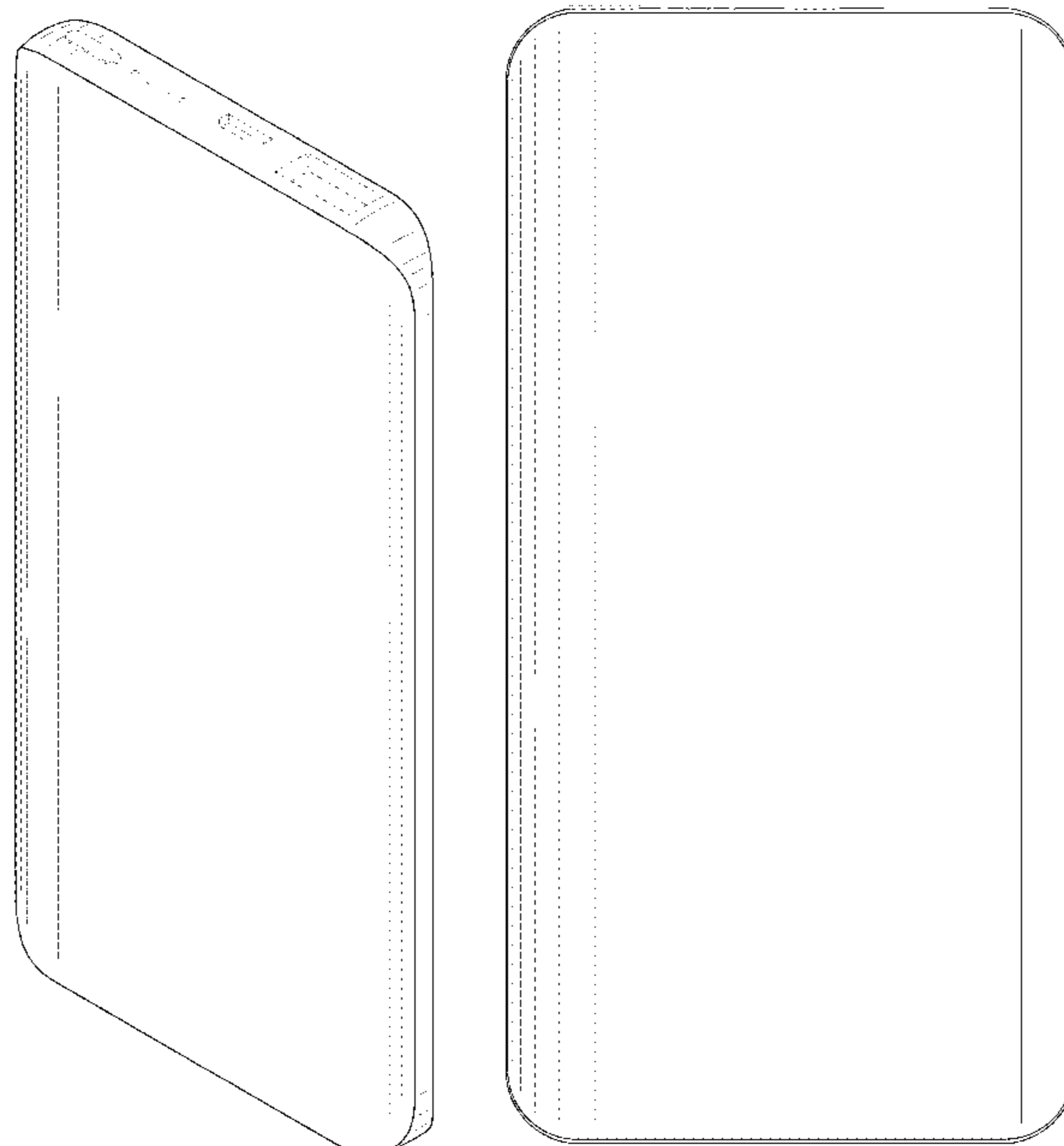


FIG.1




FIG.2




FIG.3




FIG.4




FIG.5




FIG.6

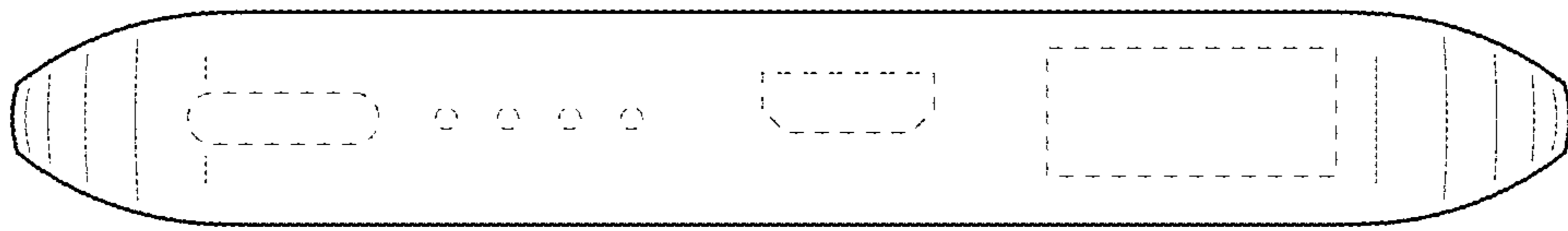


FIG.7

