



US00D803774S

(12) **United States Design Patent**  
**Kojima et al.**

(10) **Patent No.:** **US D803,774 S**

(45) **Date of Patent:** **\*\* Nov. 28, 2017**

(54) **FOLDABLE SOLAR PANEL**

(71) Applicant: **ZEON CORPORATION**, Chiyoda-ku,  
Tokyo (JP)

(72) Inventors: **Kiyoshige Kojima**, Tokyo (JP); **Yuki Hayashi**, Tokyo (JP)

(73) Assignee: **ZEON CORPORATION**, Chiyoda-ku,  
Tokyo (JP)

(\*\*) Term: **15 Years**

(21) Appl. No.: **29/603,987**

(22) Filed: **May 15, 2017**

**Related U.S. Application Data**

(62) Division of application No. 29/549,035, filed on Dec. 18, 2015, now Pat. No. Des. 790,452.

(51) **LOC (10) Cl.** ..... **13-02**

(52) **U.S. Cl.**  
USPC ..... **D13/102**

(58) **Field of Classification Search**  
USPC ..... D13/101, 102, 107; 136/206, 244, 251,  
136/252; 160/113; 438/72, 80  
CPC ..... H02S 10/30; H01L 31/0224; H01L 31/25;  
H01L 31/02167  
See application file for complete search history.

(56) **References Cited**

**U.S. PATENT DOCUMENTS**

5,522,943 A	6/1996	Spencer et al.	
D625,251 S	10/2010	Workman et al.	
D652,374 S *	1/2012	Mercer	D13/102
D663,261 S *	7/2012	Cheung	D13/102
D663,262 S	7/2012	Cheung	
D755,118 S	5/2016	Munshi et al.	
D755,119 S	5/2016	Munshi et al.	

D758,300 S *	6/2016	Srnec	D13/102
D790,452 S *	6/2017	Kojima	D13/102
2005/0162121 A1	7/2005	Chan	
2013/0000342 A1 *	1/2013	Blasko	B60H 1/00428 62/235.1

**FOREIGN PATENT DOCUMENTS**

CN	3500998	1/2006
JP	777573-1 S	12/1989
JP	1511339 S	11/2014

\* cited by examiner

*Primary Examiner* — Daniel Bui

*Assistant Examiner* — Andrew Kerr

(74) *Attorney, Agent, or Firm* — Kenja IP Law PC

(57) **CLAIM**

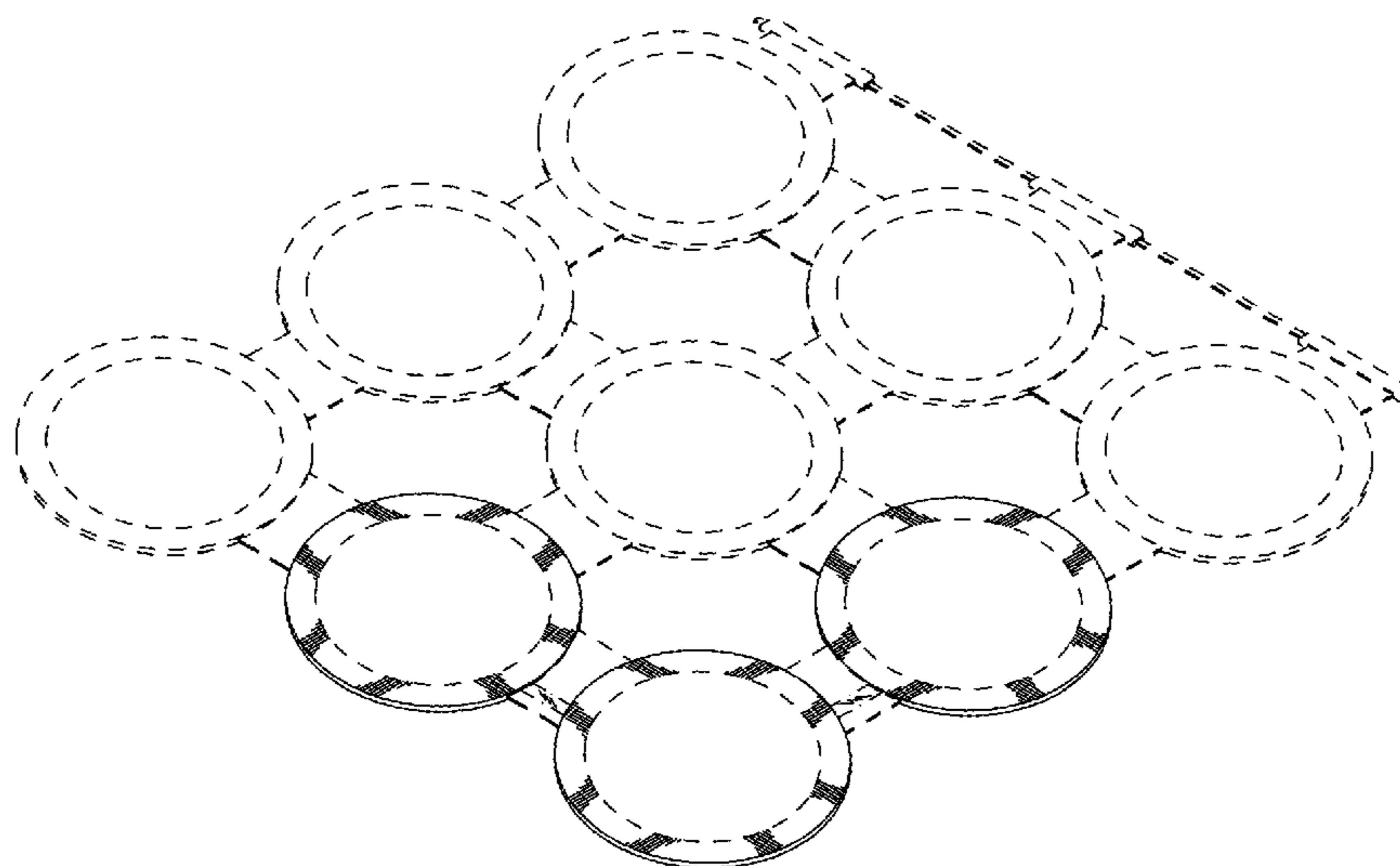
The ornamental design for a foldable solar panel, as shown and described.

**DESCRIPTION**

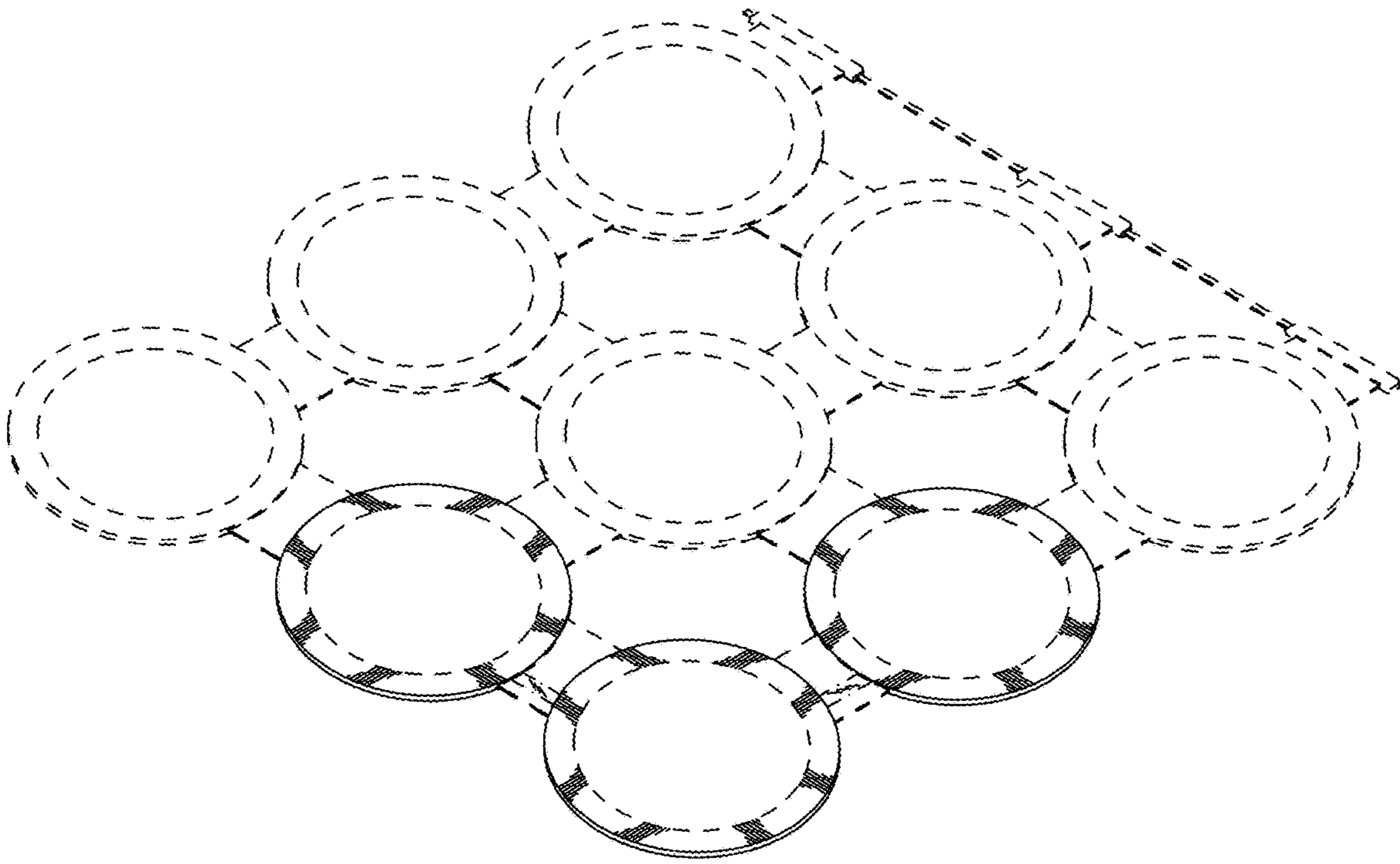
FIG. 1 is a perspective view of a foldable solar panel in use condition showing our new design;  
FIG. 2 is a front view thereof;  
FIG. 3 is a top view thereof;  
FIG. 4 is a right side view thereof;  
FIG. 5 is a left side view thereof;  
FIG. 6 is a rear view thereof; and,  
FIG. 7 is a bottom view thereof.

The broken lines in the drawings are intended to show portions of the panel that are not being claimed, and thus form no part of the claimed design. The dot-dash lines shown in the drawings define the boundary between the claimed design and the non-claimed design.

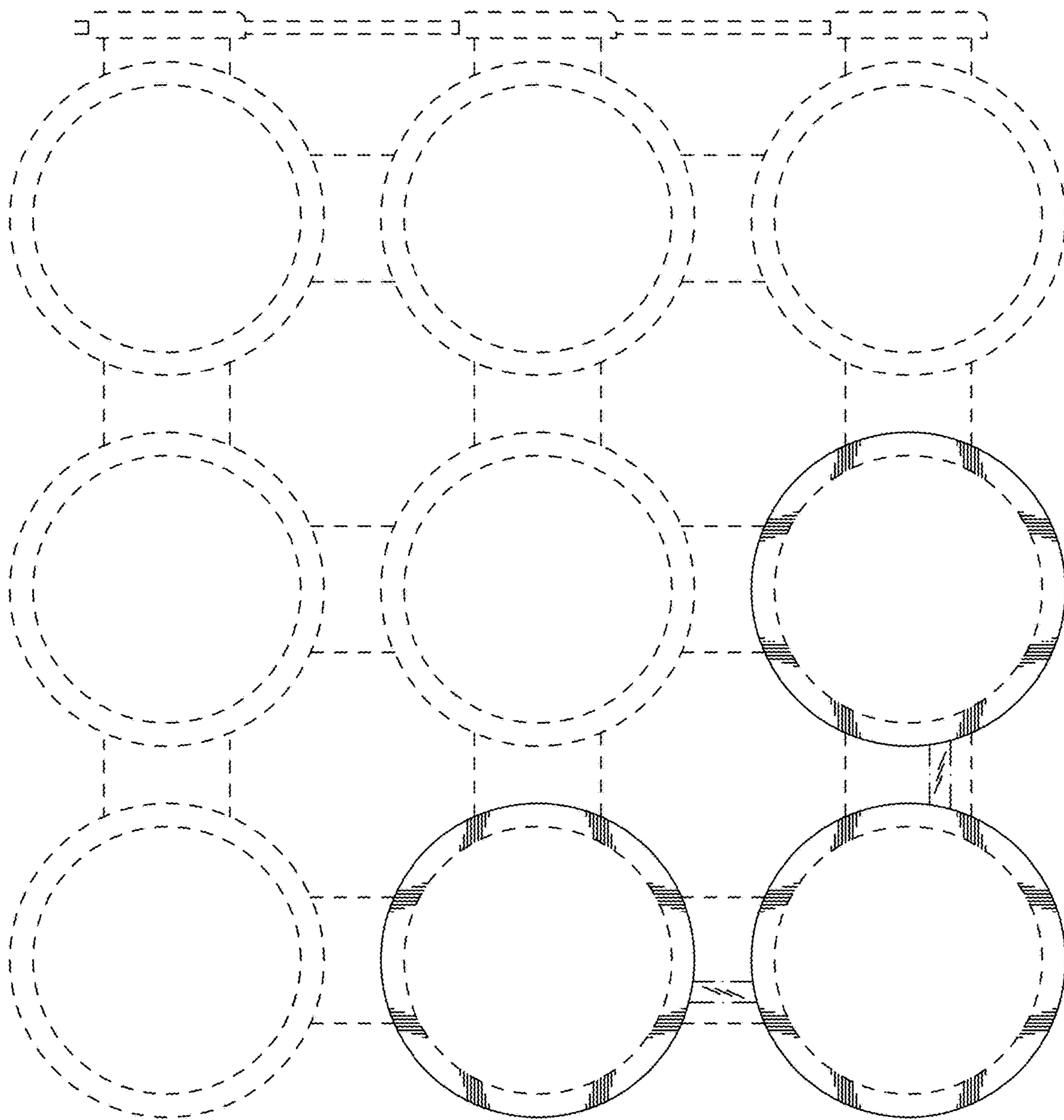
**1 Claim, 7 Drawing Sheets**



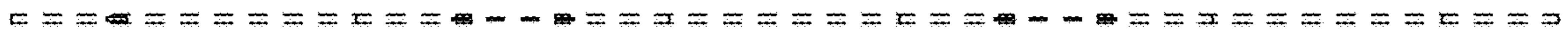
*FIG. 1*



*FIG. 2*



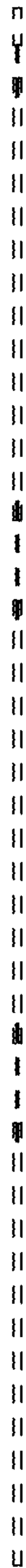
*FIG. 3*



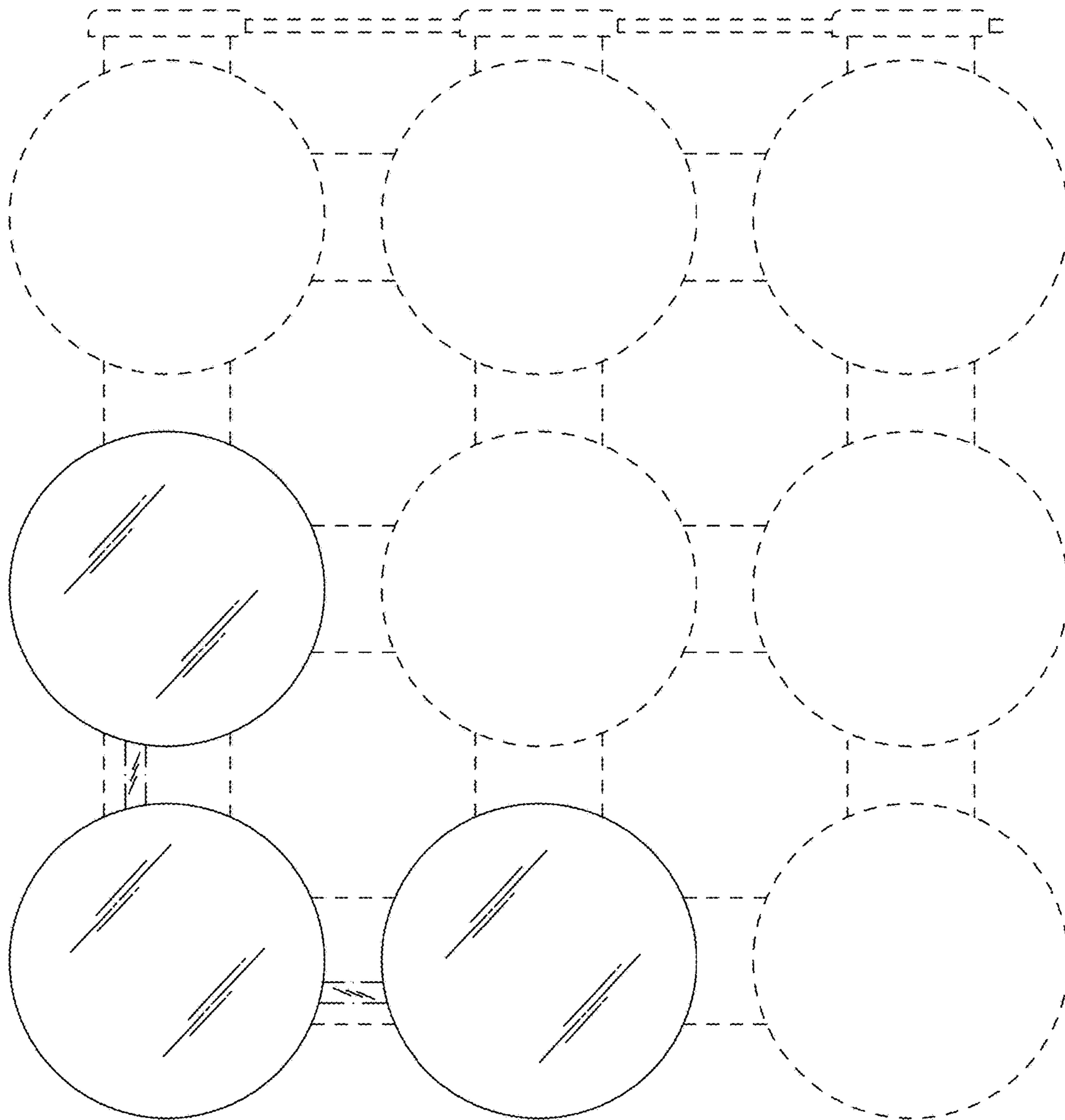
*FIG. 4*



*FIG. 5*



*FIG. 6*



*FIG. 7*

