



US00D803773S

(12) **United States Design Patent** (10) **Patent No.:** **US D803,773 S**  
**Neary et al.** (45) **Date of Patent:** **\*\* Nov. 28, 2017**

(54) **TIRE SIDEWALL**  
(71) Applicant: **The Goodyear Tire & Rubber Company, Akron, OH (US)**  
(72) Inventors: **Ryan Joseph Neary, Stow, OH (US); Nicholas Thomas Schoeppner, Cuyahoga Falls, OH (US)**  
(73) Assignee: **The Goodyear Tire & Rubber Company, Akron, OH (US)**  
(\*\*) Term: **15 Years**  
(21) Appl. No.: **29/574,698**  
(22) Filed: **Aug. 18, 2016**  
(51) **LOC (10) Cl.** ..... **12-15**  
(52) **U.S. Cl.**  
USPC ..... **D12/605**  
(58) **Field of Classification Search**  
USPC ..... D12/604, 605  
CPC ..... B60C 13/00; B60C 1/00  
See application file for complete search history.

(56) **References Cited**

U.S. PATENT DOCUMENTS

D450,274 S	*	11/2001	Ratliff, Jr. ....	D12/605
D457,130 S	*	5/2002	Ratliff, Jr. ....	D12/605
D477,810 S	*	7/2003	Budich .....	D12/605
D483,010 S	*	12/2003	Maxwell .....	D12/605
D492,648 S		7/2004	Maxwell et al. ....	D12/605
D497,593 S	*	10/2004	Ratliff, Jr. ....	D12/503
D504,867 S		5/2005	Maxwell et al. ....	D12/605
D506,435 S		6/2005	Maxwell et al. ....	D12/605
D517,003 S		3/2006	Shondel .....	D12/605
D539,729 S	*	4/2007	Maxwell .....	D12/605
D540,739 S	*	4/2007	Maxwell .....	D12/605
D541,211 S	*	4/2007	Shondel .....	D12/605
D543,497 S		5/2007	Maxwell et al. ....	D12/605
D543,933 S		6/2007	Shondel .....	D12/605

D550,149 S		9/2007	Shondel .....	D12/605
D552,536 S		10/2007	Shondel .....	D12/605
D552,537 S		10/2007	Franks et al. ....	D12/605
D563,310 S		3/2008	Shondel .....	D12/605
D567,169 S		4/2008	Maxwell et al. ....	D12/605
D569,338 S	*	5/2008	Shondel .....	D12/605
D569,793 S		5/2008	Dixon .....	D12/605
D574,320 S		8/2008	Dixon .....	D12/605
D581,352 S		11/2008	Harvey .....	D12/605
D581,353 S		11/2008	Harvey .....	D12/605
D581,354 S		11/2008	Harvey .....	D12/605
D583,313 S		12/2008	Harvey .....	D12/605
D588,531 S		3/2009	Maxwell .....	D12/605
D588,532 S		3/2009	Shondel .....	D12/605
D588,533 S	*	3/2009	Shondel .....	D12/605
D598,843 S		8/2009	Maxwell .....	D12/605
D606,933 S		12/2009	Palma et al. ....	D12/605
D608,275 S	*	1/2010	Maxwell .....	D12/605
D610,978 S		3/2010	Harvey et al. ....	D12/605
D610,980 S		3/2010	Shondel .....	D12/605

(Continued)

*Primary Examiner* — George D. Kirschbaum

*Assistant Examiner* — Clese Moore, Jr.

(74) *Attorney, Agent, or Firm* — Robert N. Lipsik

(57) **CLAIM**

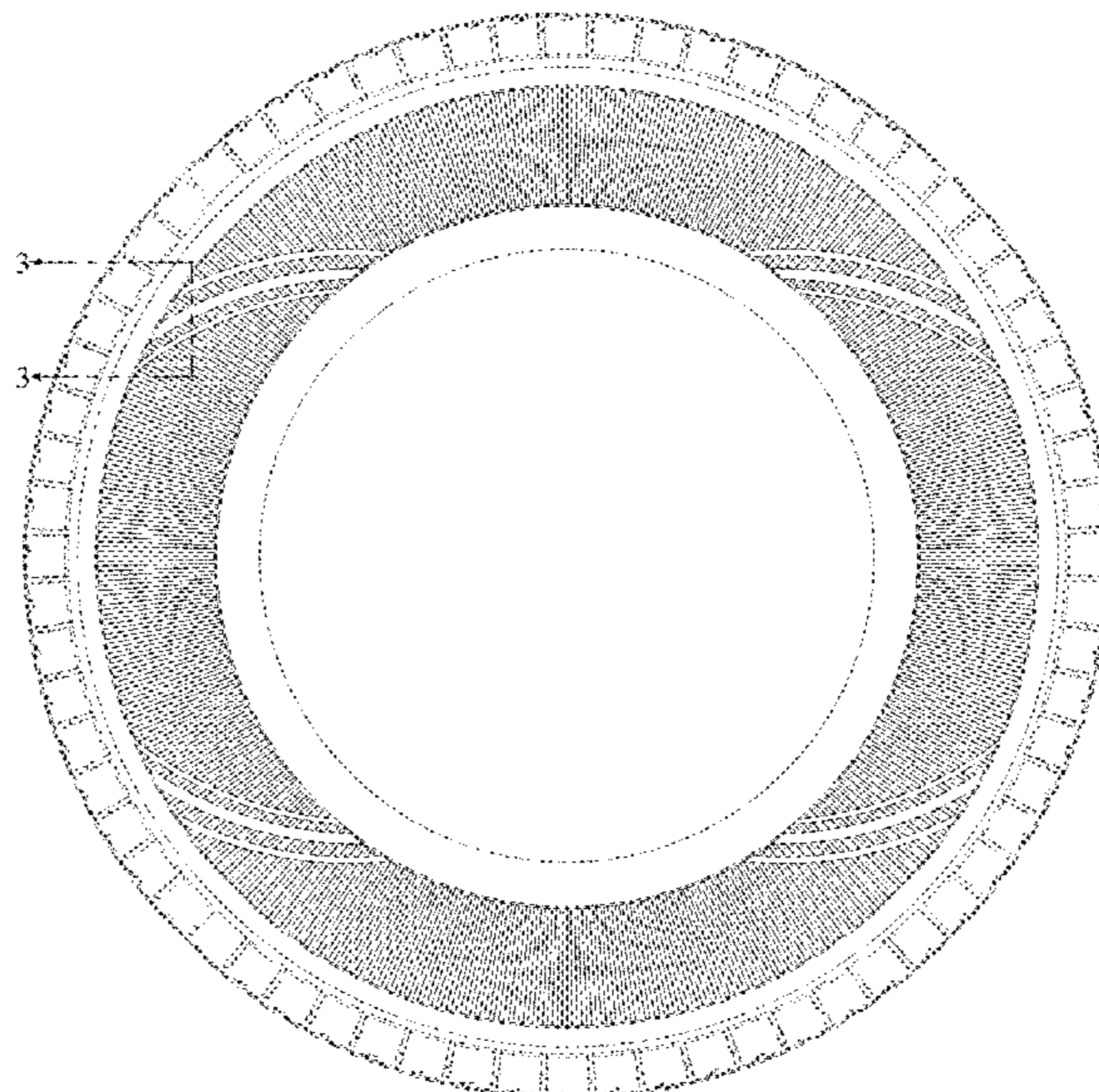
The ornamental design for a tire sidewall, as shown and described.

**DESCRIPTION**

FIG. 1 is a front elevational view of a tire sidewall showing our new design; FIG. 2 is a perspective view thereof; and, FIG. 3 is a cross-sectional view taken along line 3-3 of FIG. 1.

In the drawings, the broken lines showing of the tire tread, inner bead and the peripheral boundary between the tire tread and the sidewall in FIGS. 1 through 3 depict environmental subject matter and form no part of the claimed design.

**1 Claim, 3 Drawing Sheets**



(56)

## References Cited

## U.S. PATENT DOCUMENTS

D610,981 S	3/2010	Shondel	.....	D12/605
D626,502 S *	11/2010	Nakamura	.....	D12/605
D629,745 S	12/2010	Shondel	.....	D12/605
D639,728 S *	6/2011	Ohashi	.....	D12/605
D640,187 S	6/2011	Fontaine et al.	.....	D12/605
D645,812 S *	9/2011	Tokizaki	.....	D12/605
D647,044 S *	10/2011	Takemoto	.....	D12/605
D662,039 S *	6/2012	Miyasaka	.....	D12/605
D665,337 S	8/2012	Fontaine et al.	.....	D12/605
D667,782 S	9/2012	Mukai	.....	D12/605
D668,210 S *	10/2012	Sato	.....	D12/605
D670,643 S *	11/2012	Kuwano	.....	D12/605
D670,644 S *	11/2012	Miyazaki	.....	D12/605
D673,900 S *	1/2013	Kuwano	.....	D12/605
D674,744 S *	1/2013	Miyazaki	.....	D12/605
D674,745 S *	1/2013	Miyazaki	.....	D12/605
D684,110 S *	6/2013	Frappart	.....	D12/605
D684,111 S	6/2013	Vandaele	.....	D12/605
D689,815 S *	9/2013	Kuwano	.....	D12/605
D704,131 S *	5/2014	Minami	.....	D12/605
D707,621 S *	6/2014	Tokizaki	.....	D12/605
D740,220 S *	10/2015	Nakamura	.....	D12/605
D749,499 S *	2/2016	Iwabuchi	.....	D12/605
D754,063 S *	4/2016	Iwabuchi	.....	D12/605
D754,596 S *	4/2016	Tokizaki	.....	D12/605

\* cited by examiner

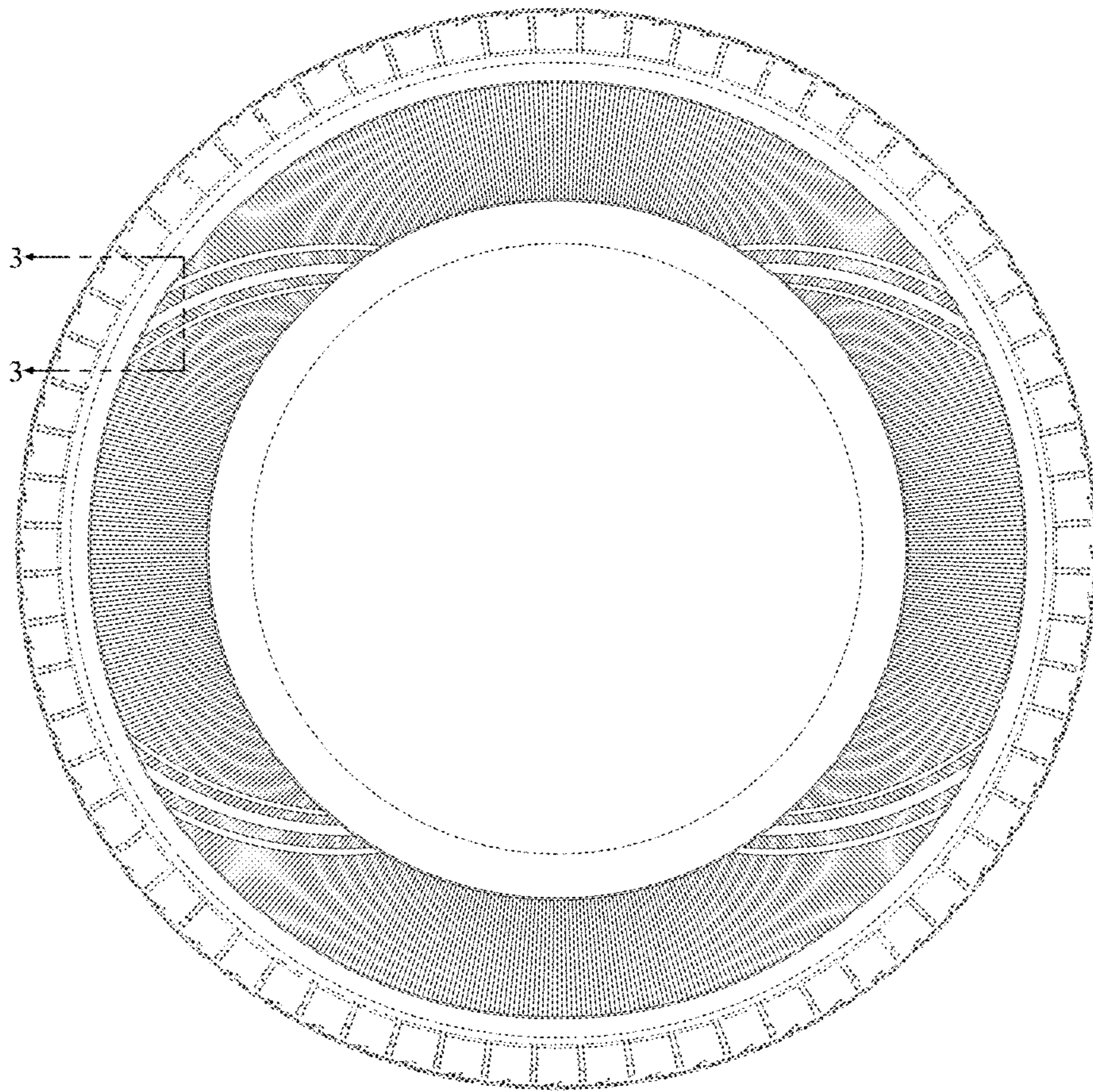


FIG - 1

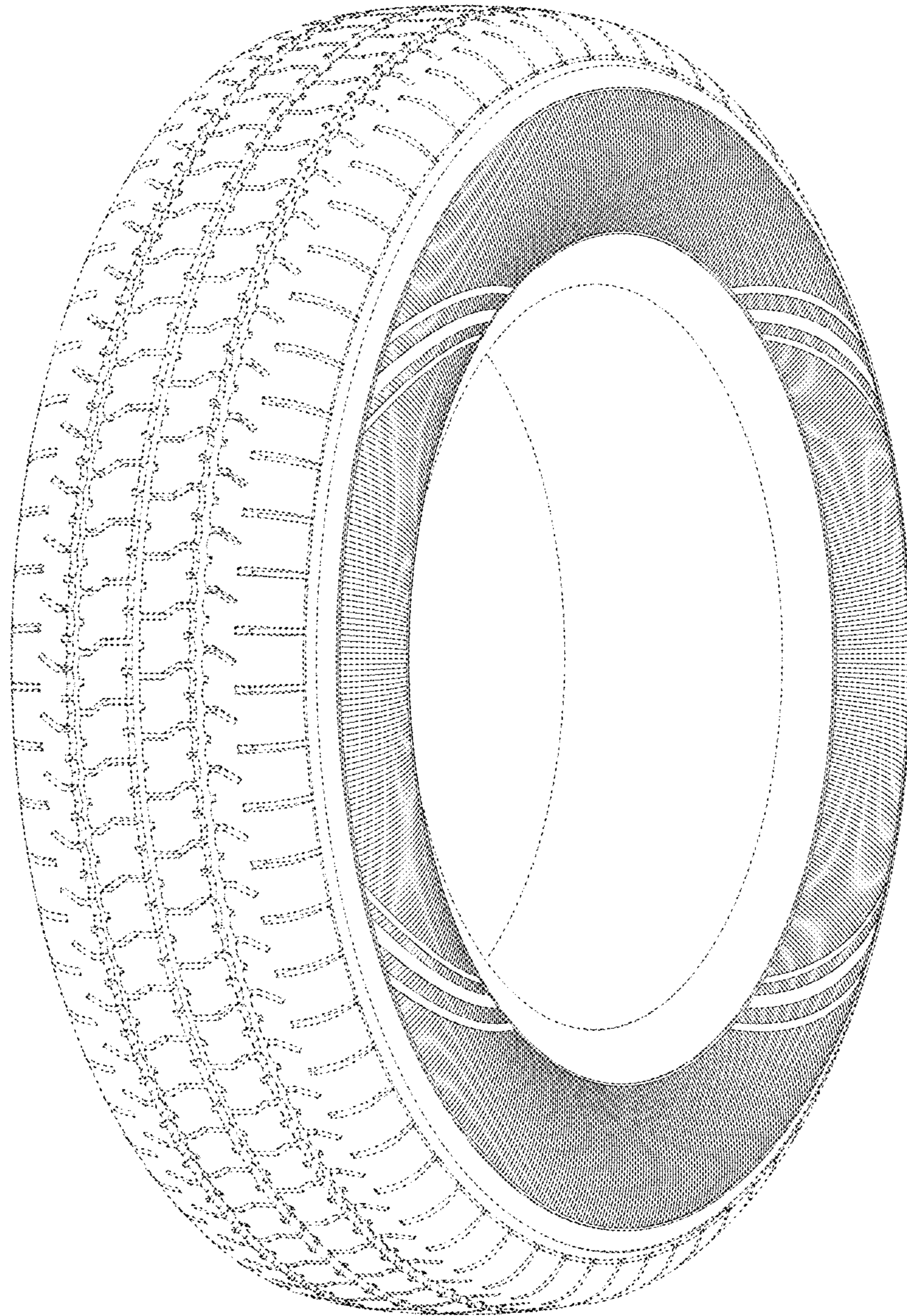


FIG - 2

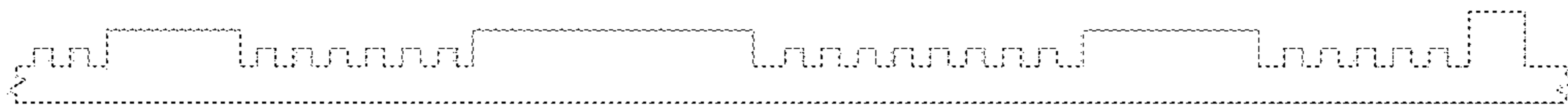


FIG - 3