



US00D803747S

(12) **United States Design Patent**
Liu et al.

(10) **Patent No.:** **US D803,747 S**
(45) **Date of Patent:** **** Nov. 28, 2017**

- (54) **HUBCAP FOR A WHEEL**
- (71) Applicant: **NINEBOT (BEIJING) TECH. CO., LTD**, Beijing (CN)
- (72) Inventors: **Lei Liu**, Beijing (CN); **Zhenyuan Zhang**, Beijing (CN)
- (73) Assignee: **Ninebot (Beijing) Tech. Co., Ltd.**, Beijing (CN)

6,435,621	B1 *	8/2002	Hazelwood	B60B 7/14
					301/37.23
6,546,892	B2 *	4/2003	Kelly, Jr.	G01K 1/02
					116/216
6,866,107	B2	3/2005	Heinzmann		
6,907,949	B1	6/2005	Wang		
6,938,963	B2 *	9/2005	Denton	B60B 7/08
					301/108.1
6,945,609	B2 *	9/2005	Barney	B60B 7/04
					301/37.105

(Continued)

(**) Term: **15 Years**

(21) Appl. No.: **35/500,821**

(22) Filed: **Feb. 1, 2016**

(80) **Hague Agreement Data**

Int. Filing Date: **Feb. 1, 2016**

Int. Reg. No.: **DM/090009**

Int. Reg. Date: **Feb. 1, 2016**

Int. Reg. Pub. Date: **Apr. 15, 2016**

(30) **Foreign Application Priority Data**

Aug. 21, 2015 (CN) 2015 3 0316136

(51) **LOC (10) Cl.** **12-16**

(52) **U.S. Cl.**
USPC **D12/204**

(58) **Field of Classification Search**

USPC D12/204–206, 501
CPC B60B 7/0013; B60B 7/04; B60B 2320/50;
B60B 25/00; B60B 2900/572; B60B 7/01;
B60B 7/063; B60B 7/066

See application file for complete search history.

(56) **References Cited**

U.S. PATENT DOCUMENTS

4,190,939	A *	3/1980	Keller	B23P 11/02
					206/304
6,131,676	A *	10/2000	Friant	E21B 10/12
					175/367

FOREIGN PATENT DOCUMENTS

WO		2006018460	A1	2/2006	
WO	WO	2006018460	A1 *	2/2006 B60B 7/20

OTHER PUBLICATIONS

Ninebot (Beijing) Tech. Co.,Ltd. Design U.S. Appl. No. 35/500,824, published on Apr. 15, 2016 as DM/090012.

(Continued)

Primary Examiner — Michael A Pratt

(74) *Attorney, Agent, or Firm* — Oppedahl Patent Law Firm LLC

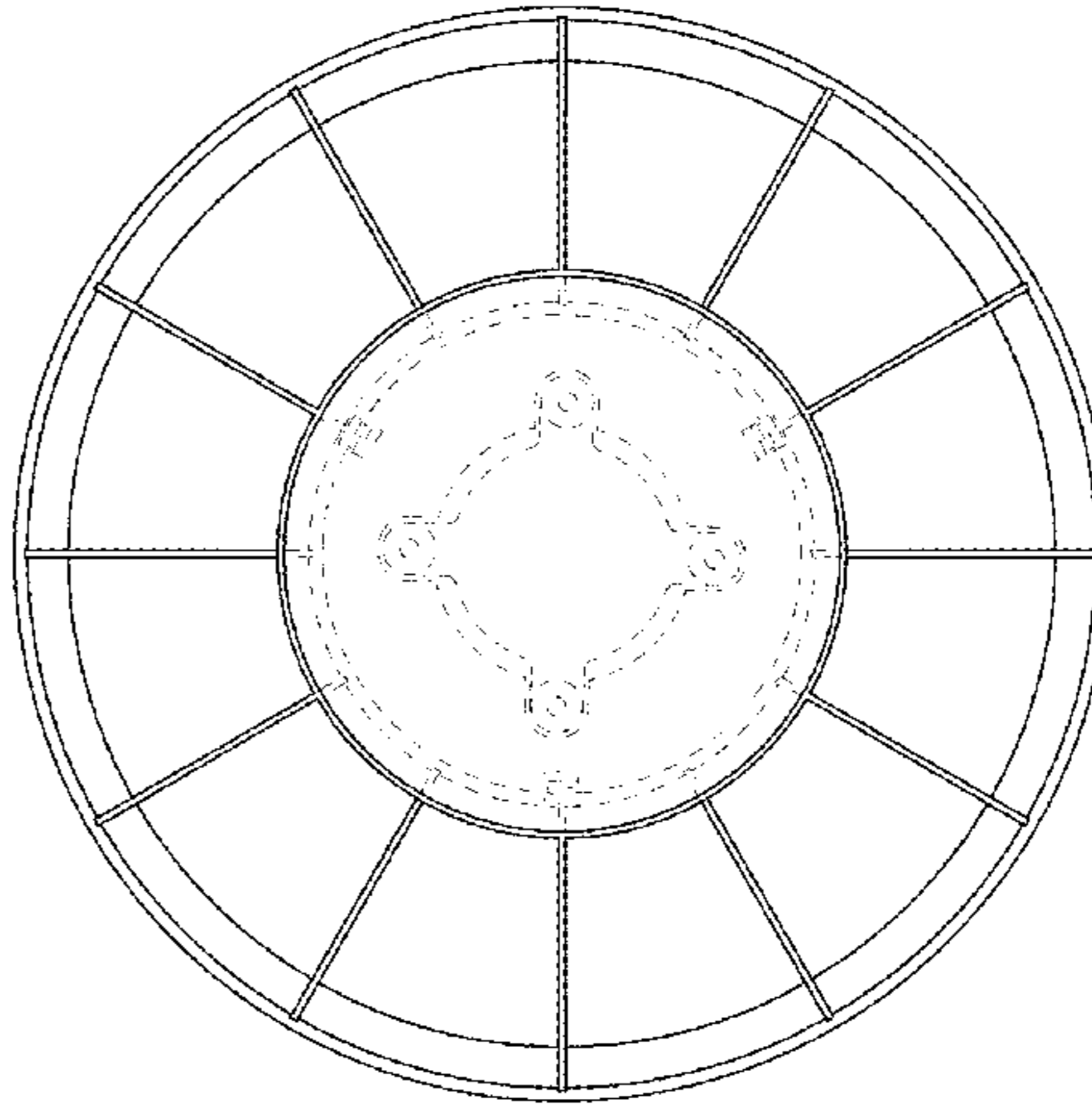
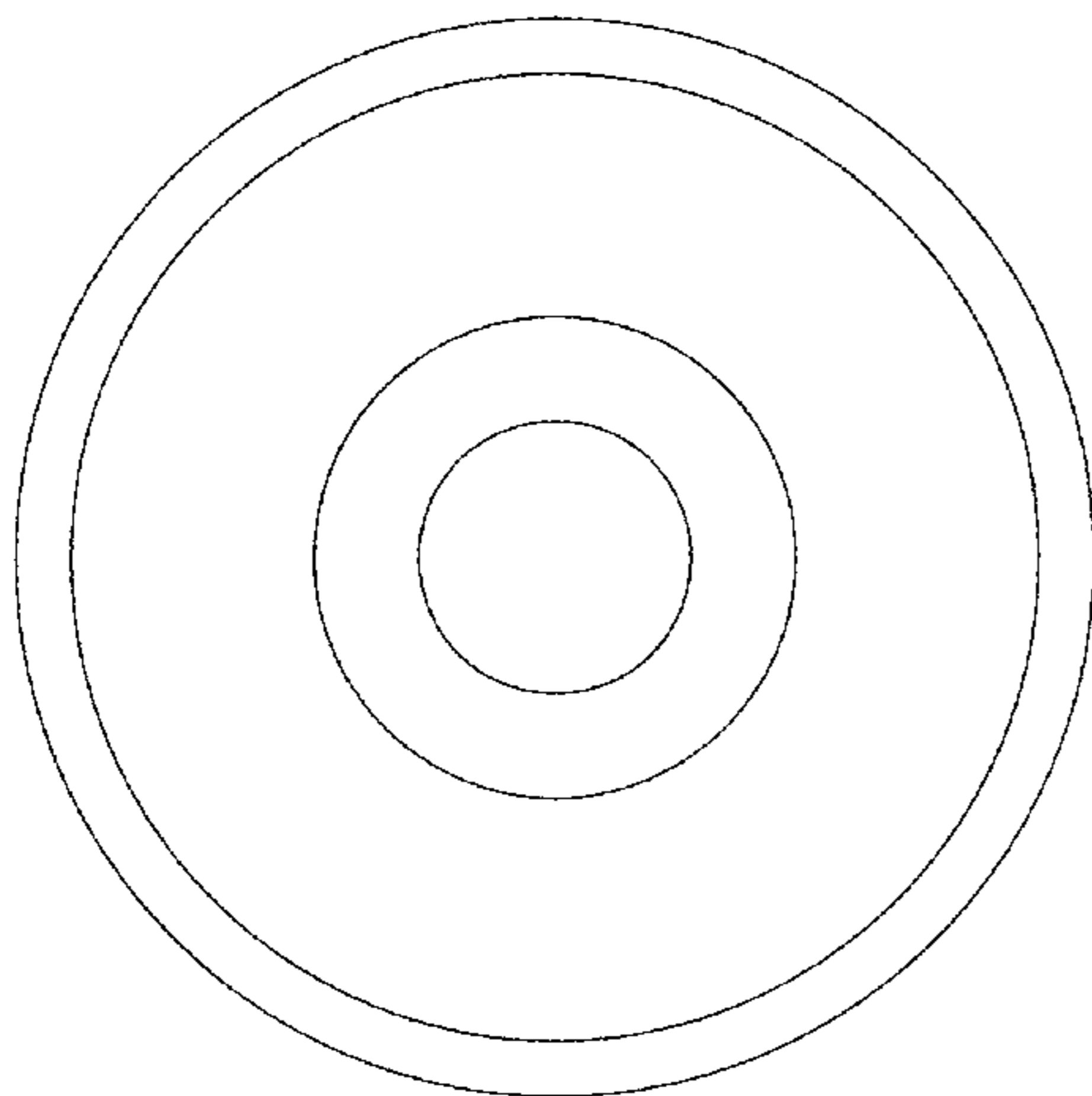
(57) **CLAIM**

The ornamental design for a hubcap for a wheel, as shown and described.

DESCRIPTION

Figure 1.1 is a front view of a hubcap for a wheel showing our new design;
Figure 1.2 is a back view thereof;
Figure 1.3 is a left side view thereof;
Figure 1.4 is a right side view thereof;
Figure 1.5 is a top view thereof;
Figure 1.6 is a bottom view thereof; and
Figure 1.7 is a front-right perspective view thereof.
The broken lines in Figure 1.2 are included for the purpose of illustrating a portion of the hubcap that forms no part of the claimed design.

1 Claim, 7 Drawing Sheets



(56)

References Cited

U.S. PATENT DOCUMENTS

D528,468 S 9/2006 Arling
 7,243,572 B1 7/2007 Arling
 D551,592 S 9/2007 Chang
 D551,722 S 9/2007 Chang
 7,661,255 B2* 2/2010 Burns A01D 34/001
 16/45
 8,141,202 B2* 3/2012 Hawkins A47L 5/28
 15/351
 8,201,653 B2 6/2012 Strassman
 8,234,750 B2* 8/2012 Hawkins A47L 5/28
 15/320
 8,322,478 B2 12/2012 Kim
 8,453,768 B2 6/2013 Kamen
 8,961,671 B2* 2/2015 Sunder C09D 5/1618
 106/2
 D748,533 S 2/2016 Collins et al.
 9,400,502 B2 7/2016 Kamen et al.
 D774,600 S 12/2016 Tao
 2003/0223243 A1* 12/2003 Miller B60Q 1/326
 362/487

2005/0134014 A1 6/2005 Xie
 2005/0254920 A1* 11/2005 Baughman B60B 7/004
 411/372.5
 2007/0245783 A1* 10/2007 Fulcher B60R 25/093
 70/226
 2008/0101053 A1* 5/2008 Hoffman G09G 3/005
 362/35
 2008/0245594 A1 10/2008 Ishii
 2009/0294006 A1* 12/2009 Hrabal B60C 23/12
 152/426
 2010/0037498 A1* 2/2010 DoVale, Jr. G09F 21/045
 40/591

OTHER PUBLICATIONS

Ninebot (Beijing) Tech. Co.,Ltd. Design U.S. Appl. No. 35/500,823,
 published on Apr. 15, 2016 as DM/090011.
 Ninebot (Beijing) Tech. Co.,Ltd. Design U.S. Appl. No. 35/500,822,
 published on Apr. 15, 2016 as DM/090010.

* cited by examiner

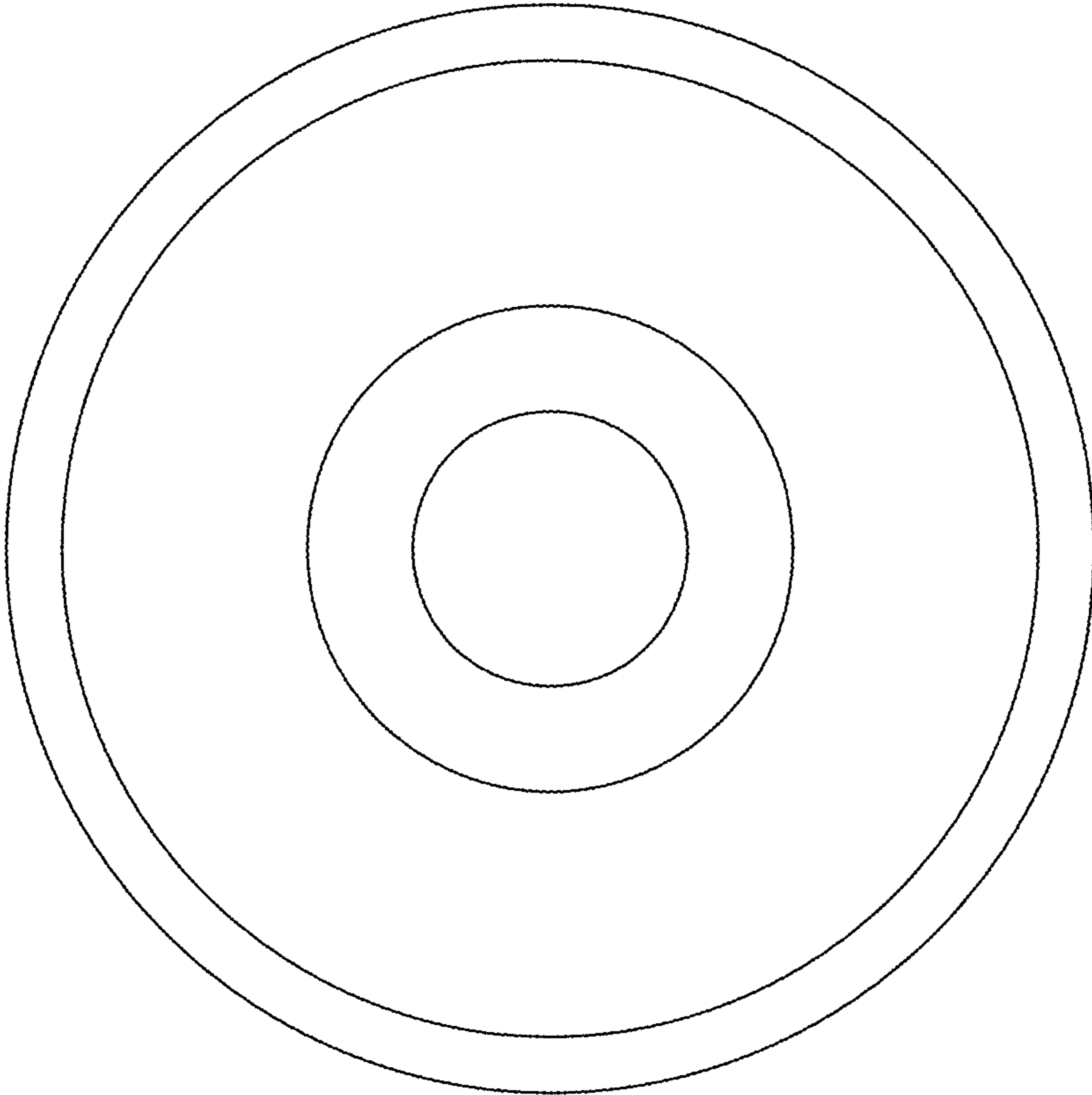


Figure 1.1




Figure 1.2

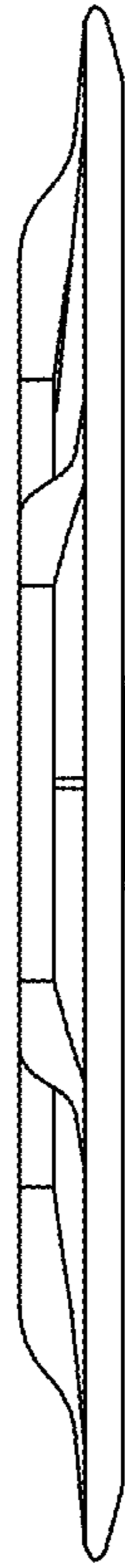


Figure 1.3



Figure 1.4

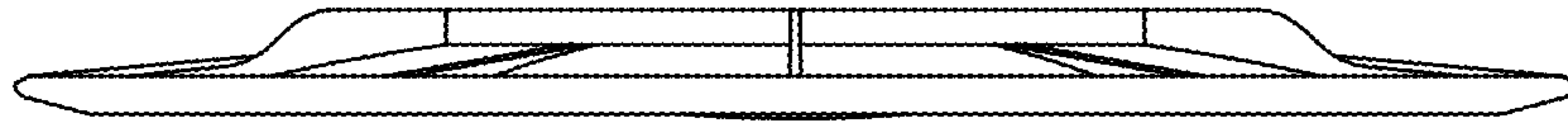


Figure 1.5



Figure 1.6

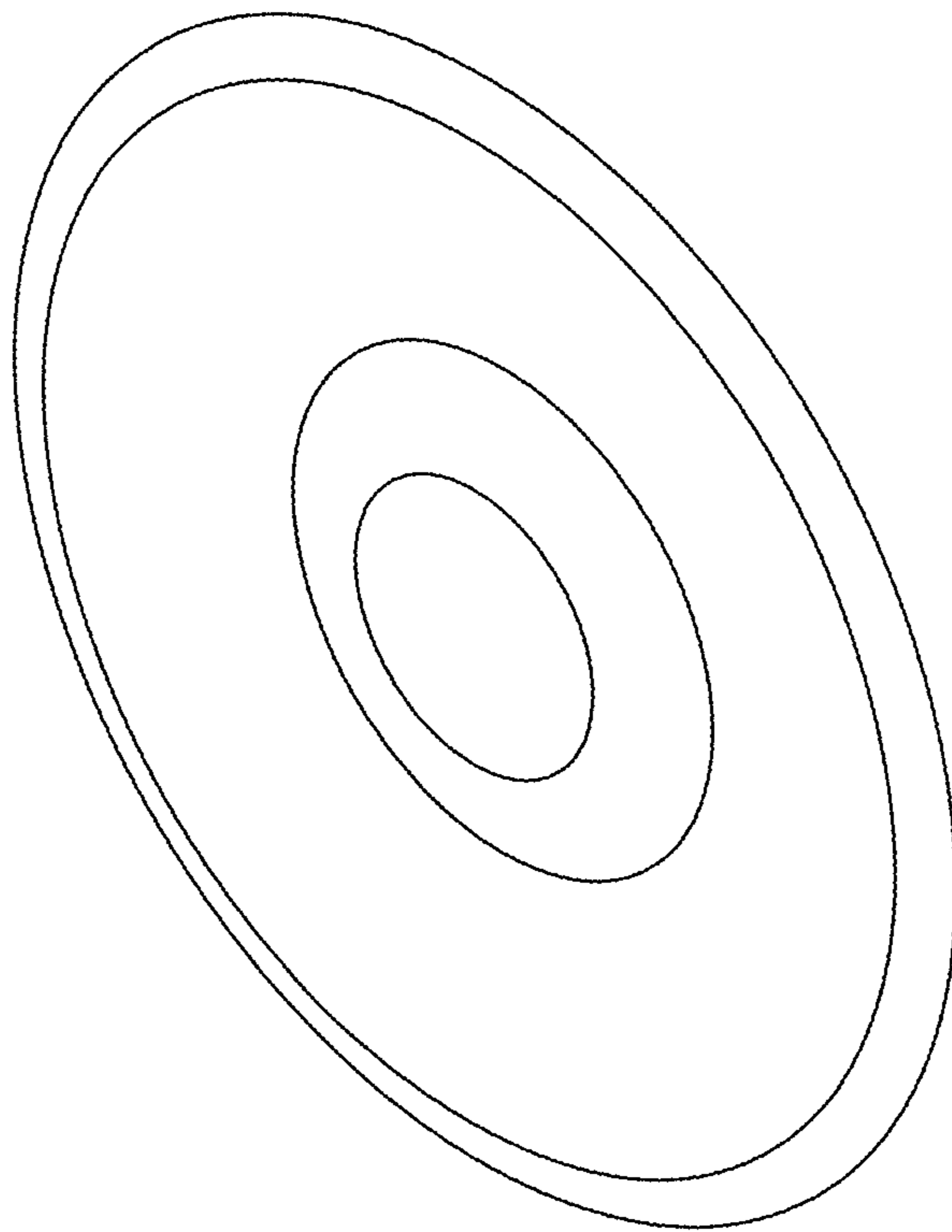


Figure 1.7