



US00D803735S

(12) **United States Design Patent** (10) **Patent No.:** **US D803,735 S**  
**Choi** (45) **Date of Patent:** **\*\* Nov. 28, 2017**

(54) **REAR BUMPER FOR AN AUTOMOBILE**

(71) Applicant: **Nissan Motor Co., Ltd.**, Yokohama, Kanagawa (JP)

(72) Inventor: **Jinwook Choi**, Tokyo (JP)

(73) Assignee: **Nissan Motor Co., Ltd.**, Yokohama (JP)

(\*\*) Term: **15 Years**

(21) Appl. No.: **29/573,281**

(22) Filed: **Aug. 4, 2016**

(30) **Foreign Application Priority Data**

Feb. 5, 2016 (JP) ..... 2016-002497

(51) **LOC (10) Cl.** ..... **12-16**

(52) **U.S. Cl.**  
USPC ..... **D12/169**

(58) **Field of Classification Search**  
USPC .... D12/169, 216, 90-92, 86, 171, 196, 163;  
293/102, 113, 115, 117, 120; 296/180.1,  
296/180.2

CPC ..... B60R 19/02; B60R 19/04; B62D 25/08  
See application file for complete search history.

(56) **References Cited**

U.S. PATENT DOCUMENTS

D683,283 S	5/2013	Choi	
D683,285 S	5/2013	Yoshida et al.	
D692,808 S	11/2013	Morioka	
D698,290 S	1/2014	Mori et al.	
D705,139 S *	5/2014	Jevremovic .....	D12/169
D716,707 S *	11/2014	Takei .....	D12/169
D721,306 S	1/2015	George et al.	
D721,625 S	1/2015	George et al.	
D723,435 S *	3/2015	Thole .....	D12/169

D729,707 S *	5/2015	Thole .....	D12/169
D751,011 S *	3/2016	Behmer .....	D12/169
D753,033 S *	4/2016	Thole .....	D12/169
D760,129 S	6/2016	Whang et al.	
D774,427 S *	12/2016	Davidson .....	D12/169
D779,395 S	2/2017	Horie	

FOREIGN PATENT DOCUMENTS

JP	D1243731 S	6/2005
JP	D1295772 S	3/2007
JP	D1315100 S	11/2007
JP	D1321776 S	2/2008
JP	D1398945 S	10/2010
JP	D1412965 S	5/2011
JP	D1481526 S	10/2013
JP	D1499555 S	6/2014

(Continued)

*Primary Examiner* — Melody N Brown

(74) *Attorney, Agent, or Firm* — Global IP Counselors, LLP

(57) **CLAIM**

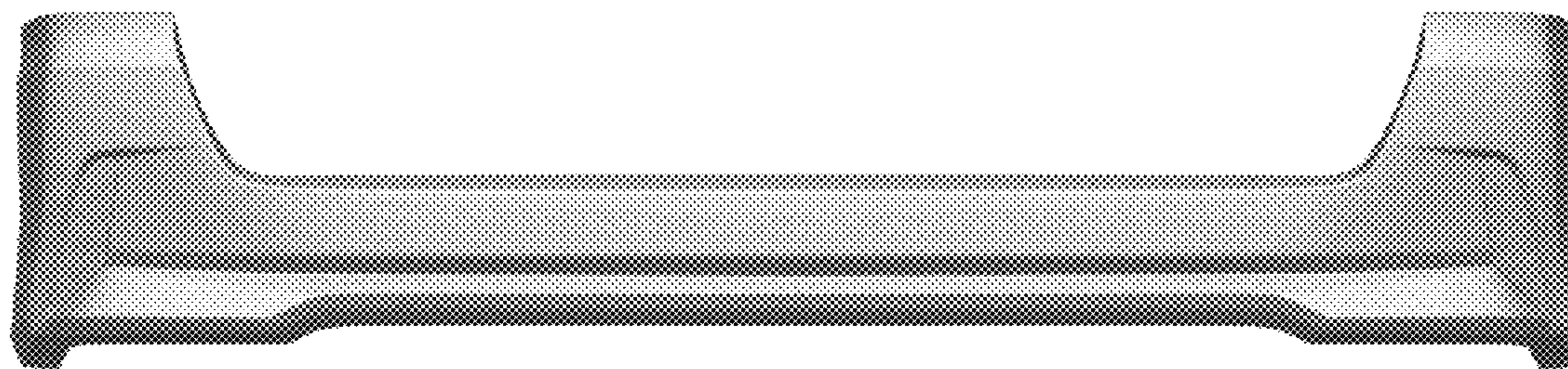
The ornamental design for a rear bumper for an automobile, as shown and described.

**DESCRIPTION**

FIG. 1 is a front elevational view of a rear bumper for an automobile showing our new design;  
FIG. 2 is a top plan view thereof;  
FIG. 3 is a bottom plan view thereof;  
FIG. 4 is a right side elevational view thereof;  
FIG. 5 is a left side perspective view thereof;  
FIG. 6 is a top, front and right side perspective view thereof;  
and,  
FIG. 7 is a bottom, front and left side perspective view thereof.

The rear view of the rear bumper forms no part of the claimed design since it will not be visible once the rear bumper is mounted to an automobile.

**1 Claim, 7 Drawing Sheets**



(56)

**References Cited**

FOREIGN PATENT DOCUMENTS

JP	D1499559 S	6/2014
JP	D1499953 S	6/2014
JP	D1500460 S	6/2014
JP	D1500461 S	6/2014
JP	D1524469 S	5/2015
JP	D1529912 S	7/2015
JP	D1530109 S	8/2015
JP	D1531513 S	8/2015
JP	D1537411 S	11/2015
JP	D1517393 S	2/2016
JP	D1549979 S	5/2016
JP	D1561789 S	10/2016
JP	D1568238 S	1/2017
JP	D1560866 S	2/2017

\* cited by examiner




FIG. 1




FIG. 2




FIG. 3




FIG. 4




FIG. 5

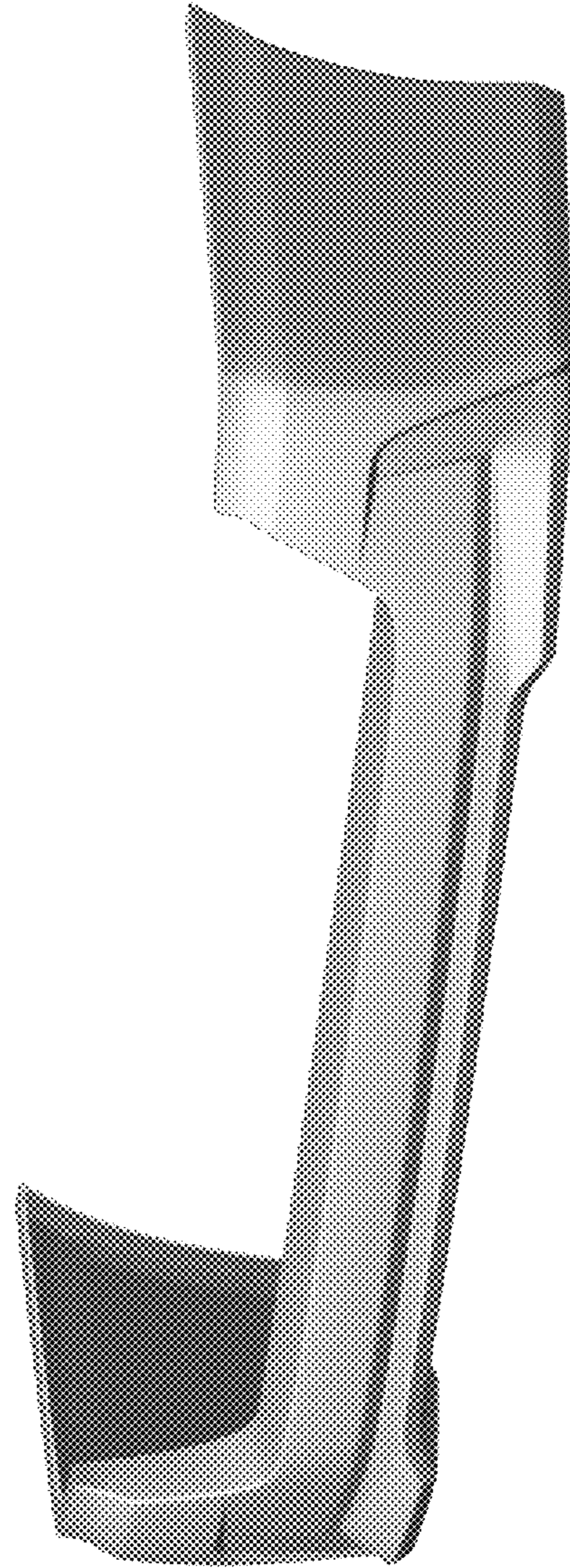


FIG. 6



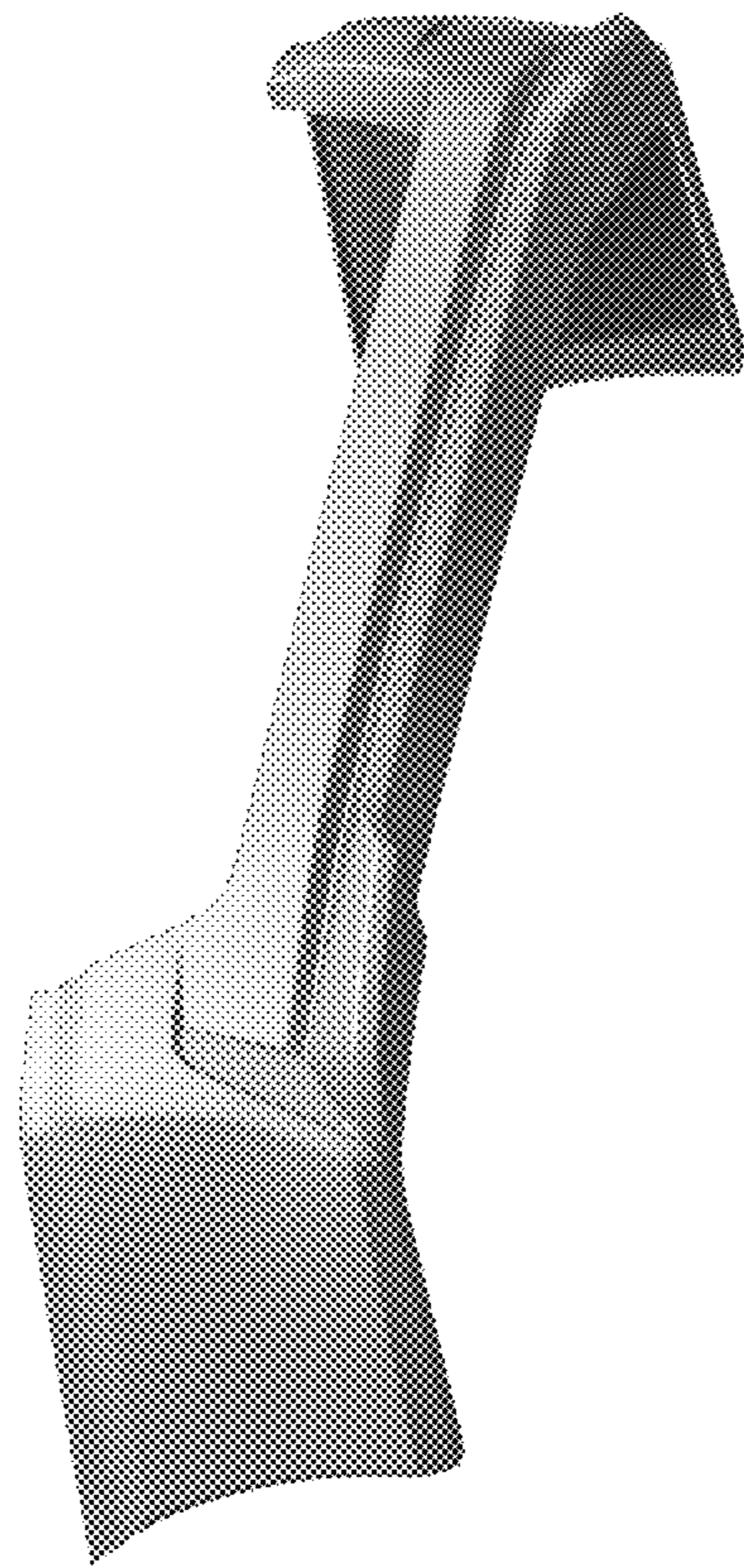


FIG. 7