



US00D803733S

(12) **United States Design Patent** (10) **Patent No.:** **US D803,733 S**
Cartabiano et al. (45) **Date of Patent:** **** Nov. 28, 2017**

(54) **FRONT END OF A MOTOR VEHICLE**

- (71) Applicants: **Ian Richard Cartabiano**, Torrance, CA (US); **Takahiro Kanno**, Toyota (JP)
- (72) Inventors: **Ian Richard Cartabiano**, Torrance, CA (US); **Takahiro Kanno**, Toyota (JP)
- (73) Assignee: **Toyota Jidosha Kabushiki Kaisha**, Toyota-shi, Aichi-ken (JP)

(**) Term: **15 Years**

(21) Appl. No.: **29/577,816**

(22) Filed: **Sep. 15, 2016**

(51) **LOC (10) Cl.** **12-16**

(52) **U.S. Cl.**

USPC **D12/164**

(58) **Field of Classification Search**

USPC D12/90-92, 164, 169, 196;
296/181.1-181.5; D21/548, 560

CPC B60Y 2306/01; B60K 11/085

See application file for complete search history.

(56) **References Cited**

U.S. PATENT DOCUMENTS

D567,147 S *	4/2008	Sakae	D12/92
D640,603 S *	6/2011	Ham	D12/92
D697,840 S *	1/2014	Kwon	D12/164
D700,870 S *	3/2014	Jevremovic	D12/92
D715,193 S *	10/2014	Tada	D12/92
D718,666 S *	12/2014	Hammoud	D12/92
D719,878 S *	12/2014	Webber	D12/92
D720,654 S *	1/2015	Baek	D12/92
D763,136 S *	8/2016	Minami	D12/92
D773,960 S *	12/2016	Jeon	D12/92
D781,180 S *	3/2017	Minami	D12/91
D781,185 S *	3/2017	Ham	D12/92
D788,646 S *	6/2017	Kim	D12/92

OTHER PUBLICATIONS

Bridgestone.co.jp, URL: <http://www.bridgestone.co.jp/corporate/news/2014042202.html>; Model: TOYOTA Vitz (2014); Mfg.: TOYOTA; available on at least Jun. 3, 2015.

Netcarshow.com, URL: https://www.netcarshow.com/honda/2014-accord_phev/; Model: HONDA ACCORD PHEV; Mfg.: HONDA. available on at least Jun. 3, 2015.

* cited by examiner

Primary Examiner — John Windmuller

Assistant Examiner — Melvin L Davis

(74) *Attorney, Agent, or Firm* — Finnegan, Henderson, Farabow, Garrett & Dunner, L.L.P.

(57) **CLAIM**

The ornamental design for the front end of a motor vehicle, as shown and described.

DESCRIPTION

FIG. 1 is a front left perspective view for a front end of a motor vehicle;

FIG. 2 is a rear left perspective view thereof;

FIG. 3 is a front right perspective view thereof;

FIG. 4 is a rear right perspective view thereof;

FIG. 5 is a front view thereof;

FIG. 6 is a rear view thereof;


FIG. 7 is a right side view thereof;

FIG. 8 is a left side view thereof; and,

FIG. 9 is a top view thereof.

The de-emphasized and halftone portions shown in the photographs illustrate environmental structure for the front end of a motor vehicle that forms no part of the claimed design.

1 Claim, 9 Drawing Sheets






FIG. 1

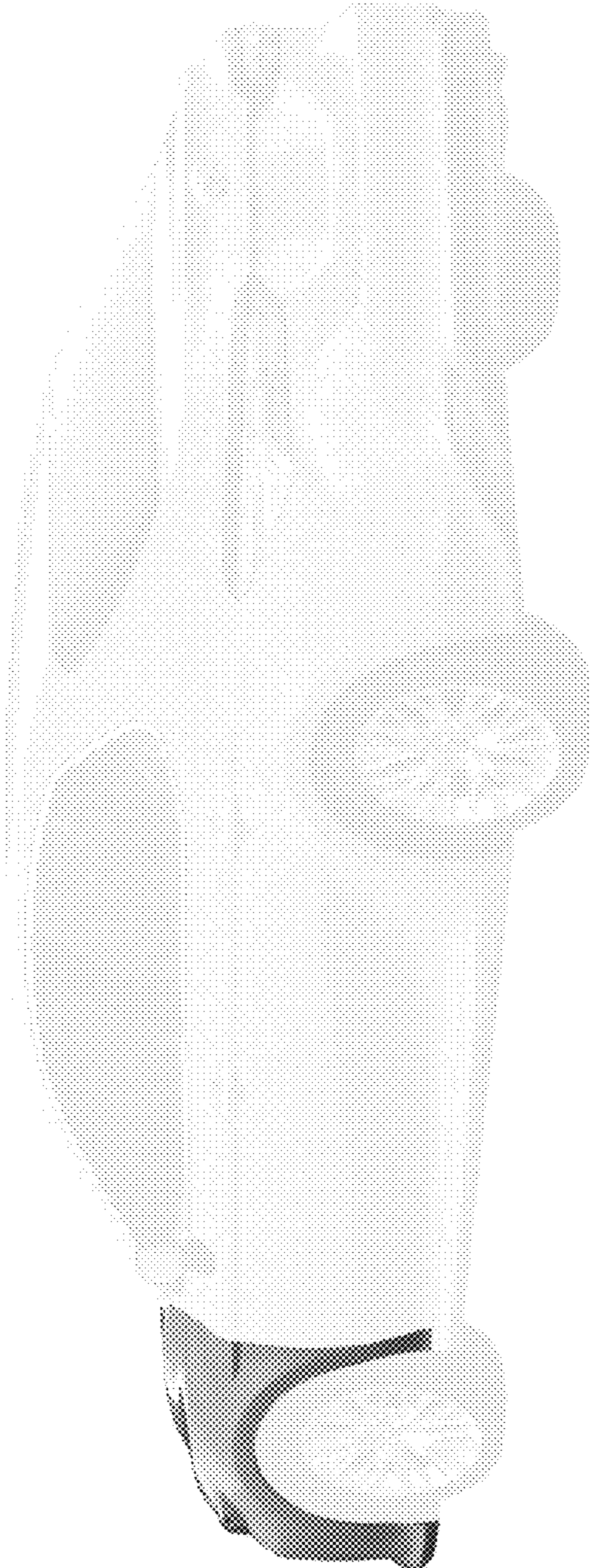


FIG. 2




FIG. 3

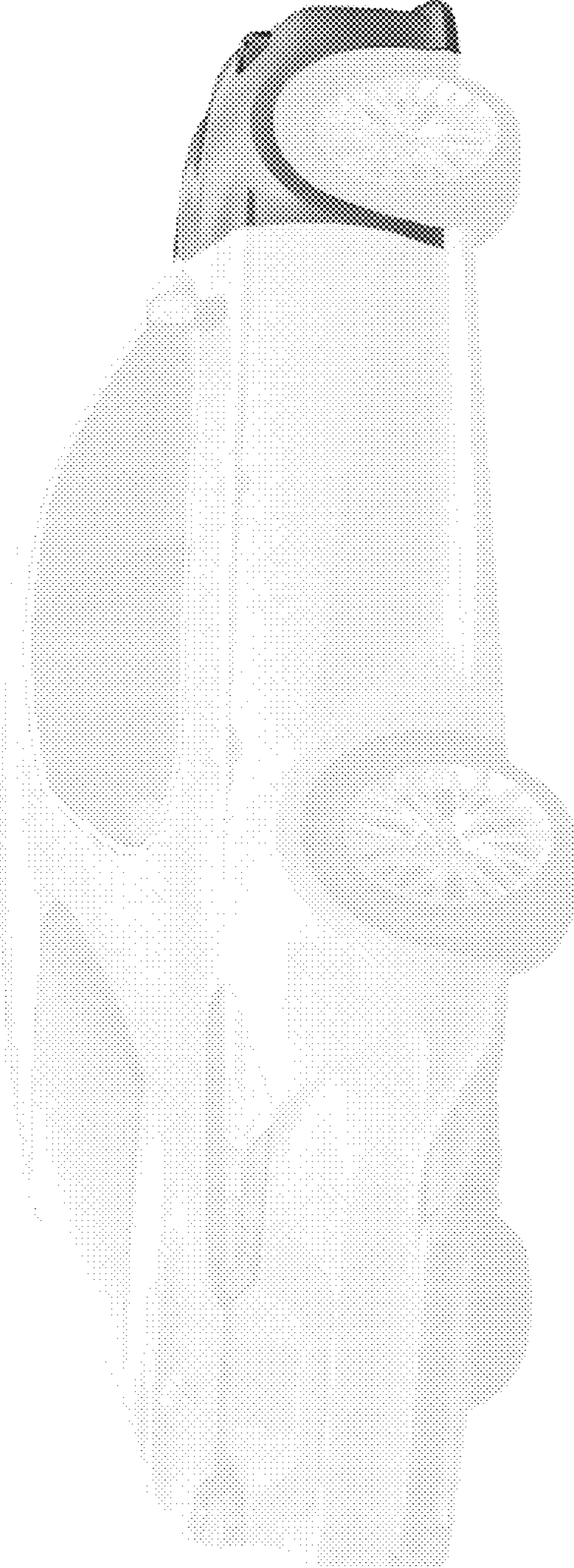


FIG. 4




FIG. 5




FIG. 6




FIG. 7




FIG. 8



FIG. 9