



US00D803713S

(12) **United States Design Patent** (10) **Patent No.:** **US D803,713 S**  
**Engstrom** (45) **Date of Patent:** **\*\* Nov. 28, 2017**

(54) **SLIP-ON RUBBER HAND PROTECTOR FOR HAND HELD TRAFFIC CONTROL SIGNS**

(71) Applicant: **Greg Engstrom**, Port Angeles, WA (US)

(72) Inventor: **Greg Engstrom**, Port Angeles, WA (US)

(\*\*) Term: **15 Years**

(21) Appl. No.: **29/567,007**

(22) Filed: **Jun. 3, 2016**

(51) **LOC (10) Cl.** ..... **10-06**

(52) **U.S. Cl.**  
USPC ..... **D10/121**

(58) **Field of Classification Search**  
USPC ..... D10/109.1, 109.2, 113.4, 114.1, 114.9, D10/121; D20/10, 13, 17, 22, 27, 39-42; D6/596, 601; D29/113, 121.1, 122  
CPC .... G08G 1/0016; G08G 1/095; G08G 1/0145; G08G 1/166; G08G 1/09; G08G 1/096783; G09F 13/16; G09F 1/00; B60Q 1/08; B60Q 1/52; E01F 9/654; E01F 9/688  
See application file for complete search history.

(56) **References Cited**

**U.S. PATENT DOCUMENTS**

2,448,894 A \* 9/1948 Laus ..... A45F 5/1046 16/411  
D312,223 S \* 11/1990 Davison ..... D10/121

D325,156 S \* 4/1992 Sweeny ..... D9/434  
D327,846 S \* 7/1992 Jacobs ..... D9/434  
D467,498 S \* 12/2002 Taylor ..... D9/434  
D624,411 S \* 9/2010 Puerta ..... D9/434  
D707,579 S \* 6/2014 Datz ..... D10/121  
9,631,779 B2 \* 4/2017 Datz ..... B60Q 1/2611

\* cited by examiner

*Primary Examiner* — George D. Kirschbaum

*Assistant Examiner* — Joseph J Kukella

(74) *Attorney, Agent, or Firm* — Peacock Myers, P.C.; Isaac Estrada; Deborah Peacock


(57) **CLAIM**

The ornamental design for a slip-on rubber hand protector for hand held traffic control signs, as shown and described.

**DESCRIPTION**

FIG. 1 is a perspective view of the slip-on rubber hand protector for hand held traffic control signs of my design; FIG. 2 is an environmental view thereof; FIG. 3 is a top view thereof; FIG. 4 is a bottom view thereof; FIG. 5 is side view thereof, both right and left sides looking the same; and, FIG. 6 is a face view thereof, both front and back faces looking the same. The portion of FIG. 2 shown in dashed lines is for the purpose of illustrating an environmental structure, a stop sign with a post, and forms no part of the claimed design. All surfaces not shown form no part of the claimed design.

**1 Claim, 4 Drawing Sheets**



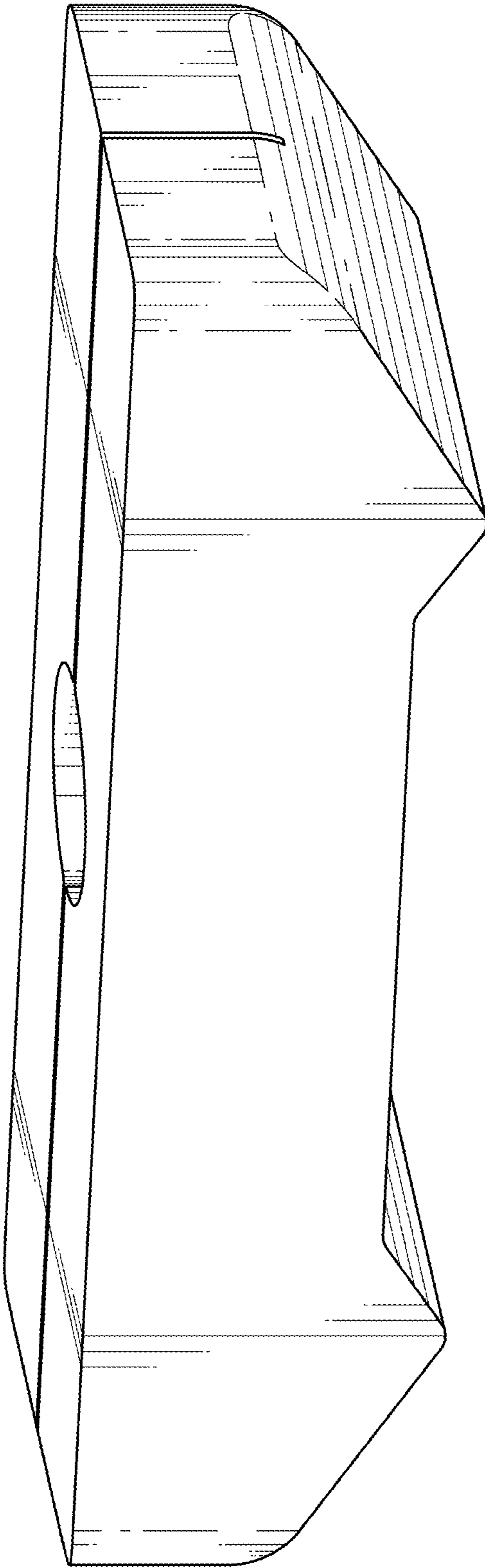


FIG. 1




FIG. 2

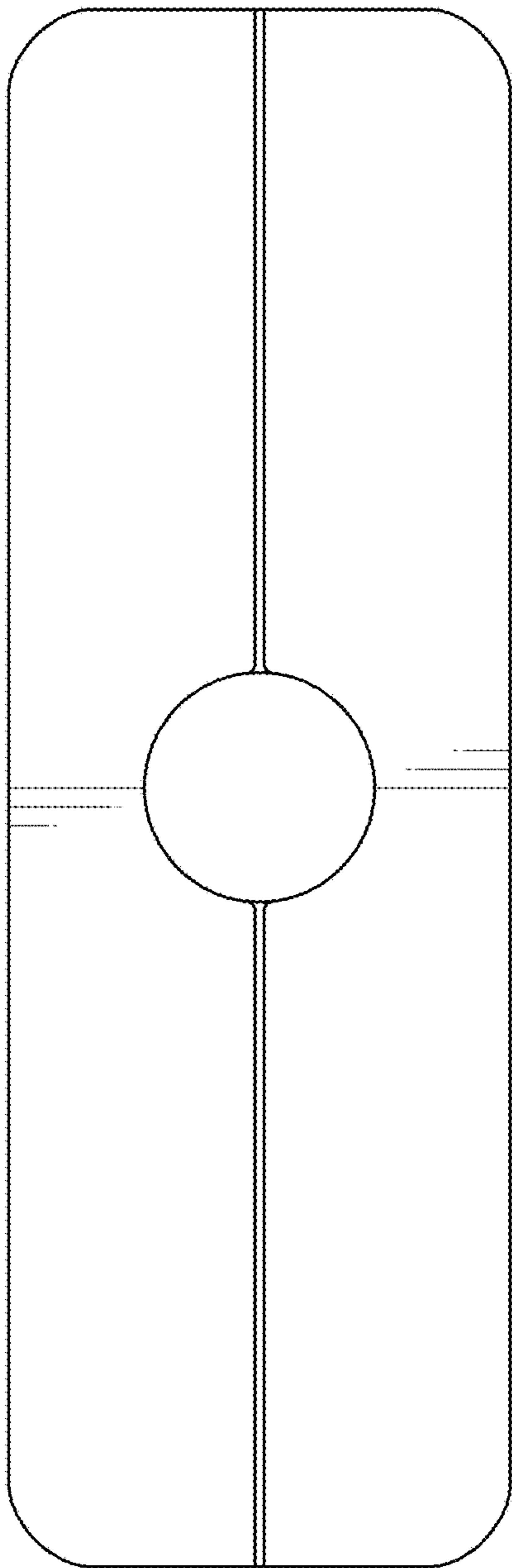


FIG. 3

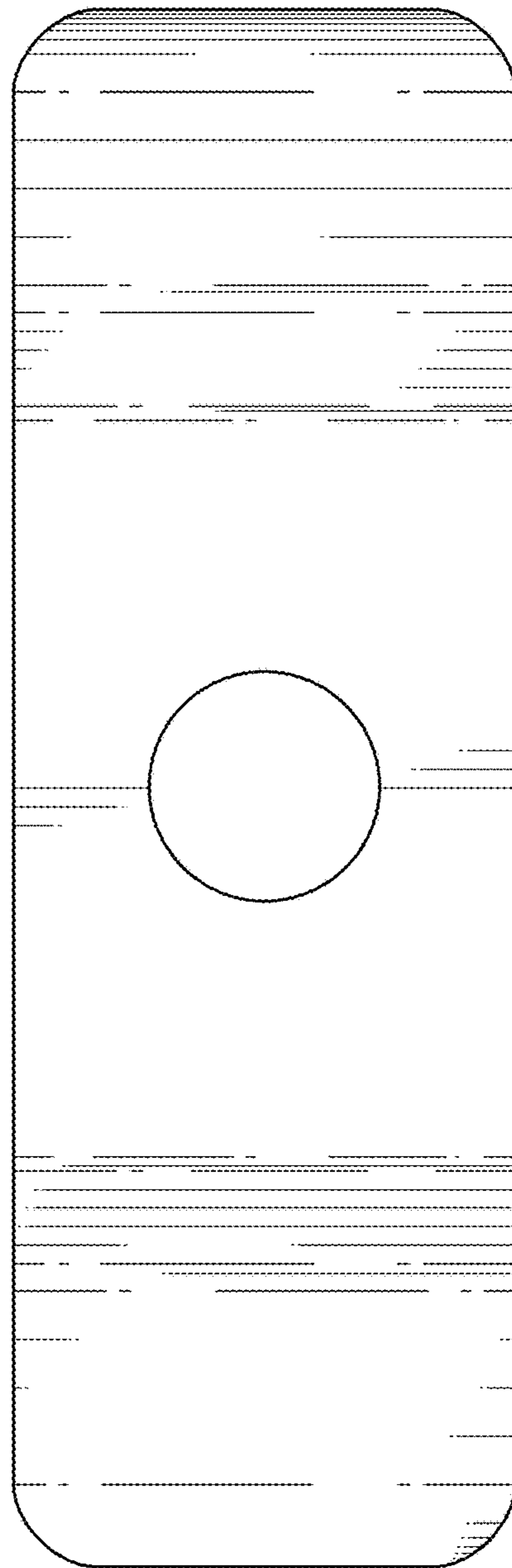


FIG. 4

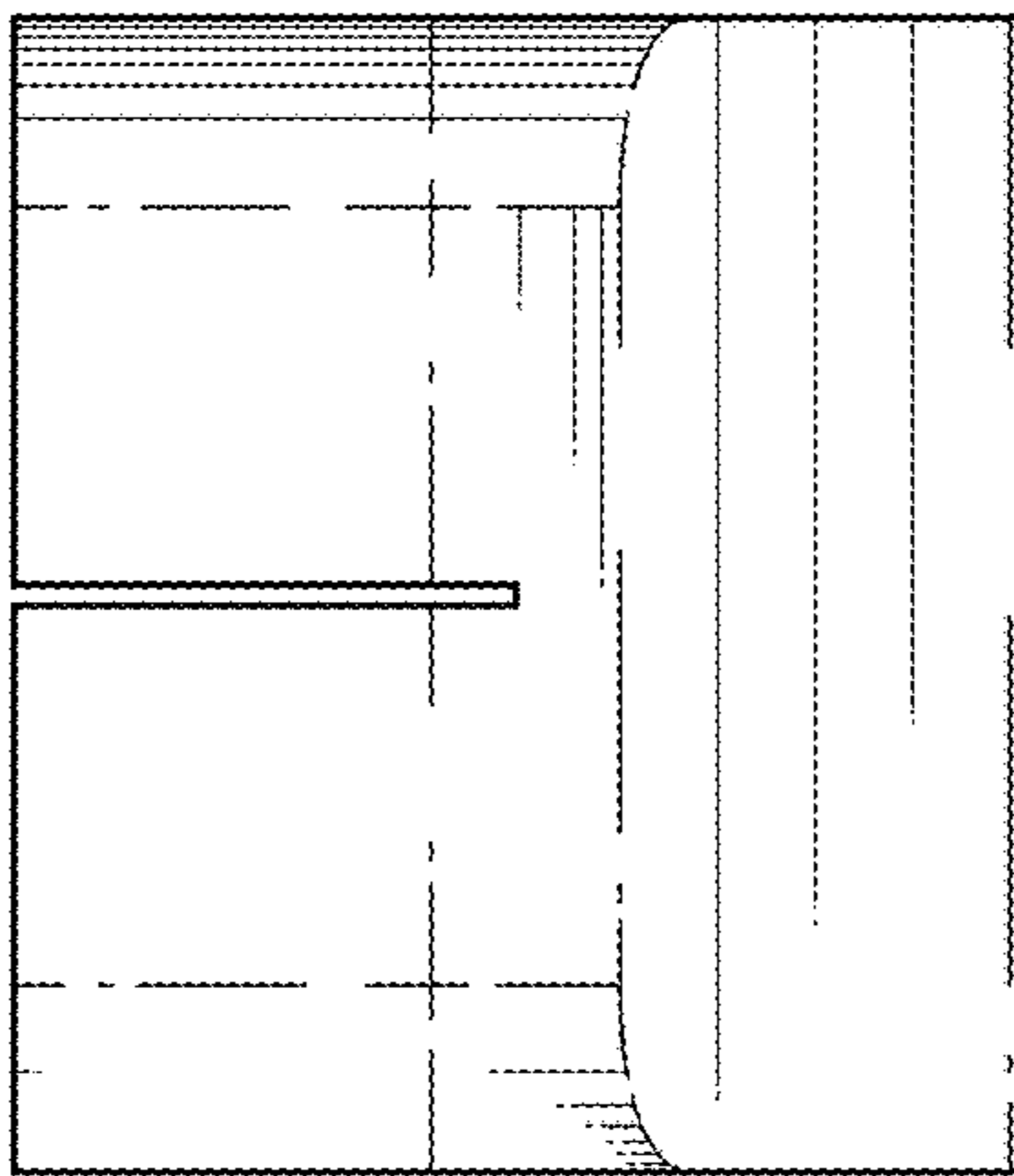


FIG. 5




FIG. 6