



US00D803705S

(12) **United States Design Patent** (10) **Patent No.:** **US D803,705 S**
Read et al. (45) **Date of Patent:** **** Nov. 28, 2017**

(54) **THERMOSTAT HOUSING**

OTHER PUBLICATIONS

(71) Applicant: **HONEYWELL INTERNATIONAL INC.**, Morris Plains, NJ (US)

U.S. Appl. No. 29/554,658, filed Feb. 12, 2016.

(Continued)

(72) Inventors: **Travis Read**, Little Canada, MN (US);
Brian Moy, Arden Hills, MN (US)

Primary Examiner — Antoine Duval Davis

(74) *Attorney, Agent, or Firm* — Seager, Tufte & Wickhem, LLP

(73) Assignee: **Honeywell International Inc.**, Morris Plains, NY (US)

(**) Term: **15 Years**

(57) **CLAIM**

The ornamental design for a thermostat housing, as shown and described.

(21) Appl. No.: **29/554,647**

(22) Filed: **Feb. 12, 2016**

(51) **LOC (10) Cl.** **10-04**

(52) **U.S. Cl.**

USPC **D10/50**; D10/60

(58) **Field of Classification Search**

USPC D10/49, 50, 60

CPC . F23N 5/20; F23N 5/203; F23N 5/206; F23N

5/18; F23N 5/184; F23N 5/187; F23N

5/22; F23N 2025/12; F23N 2041/02;

F24F 11/00; F24F 11/0012; F24F

11/0009; F24F 11/001; F24F 2011/0057;

F24F 2011/0073; F24F 2011/0091; F24F

2011/0094; F24F 2011/0068; F24F

2011/0012; F24F 2011/0015; F24F

2011/0017; F21V 11/16; F21V 33/10;

G05B 19/042; G05D 23/01; G05D 23/12;

G05D 23/275; G05D 23/1902; G05D

23/1904; G05D 23/27502; G05D

23/27503; G05D 23/1919; G05D 23/19;

G05D 23/2723; G05D 23/00; G09F

13/22;

(Continued)

(56) **References Cited**

U.S. PATENT DOCUMENTS

D319,403 S 8/1991 Tiedemann

D393,214 S 4/1998 Ingebritson et al.

(Continued)

DESCRIPTION

FIG. 1 is a perspective view of a thermostat housing;

FIG. 2 is a front side view of the thermostat housing of FIG.

1;

FIG. 3 is a top side view of the thermostat housing of FIG.

1;

FIG. 4 is a bottom side view of the thermostat housing of

FIG. 1;

FIG. 5 is a left side view of the thermostat housing of FIG.

1;

FIG. 6 is a right side view of the thermostat housing of FIG.

1;

FIG. 7 is a perspective view of another thermostat housing;

FIG. 8 is a front side view of the thermostat housing of FIG.

7;

FIG. 9 is a top side view of the thermostat housing of FIG.

7;

FIG. 10 is a bottom side view of the thermostat housing of

FIG. 7;

FIG. 11 is a left side view of the thermostat housing of FIG.

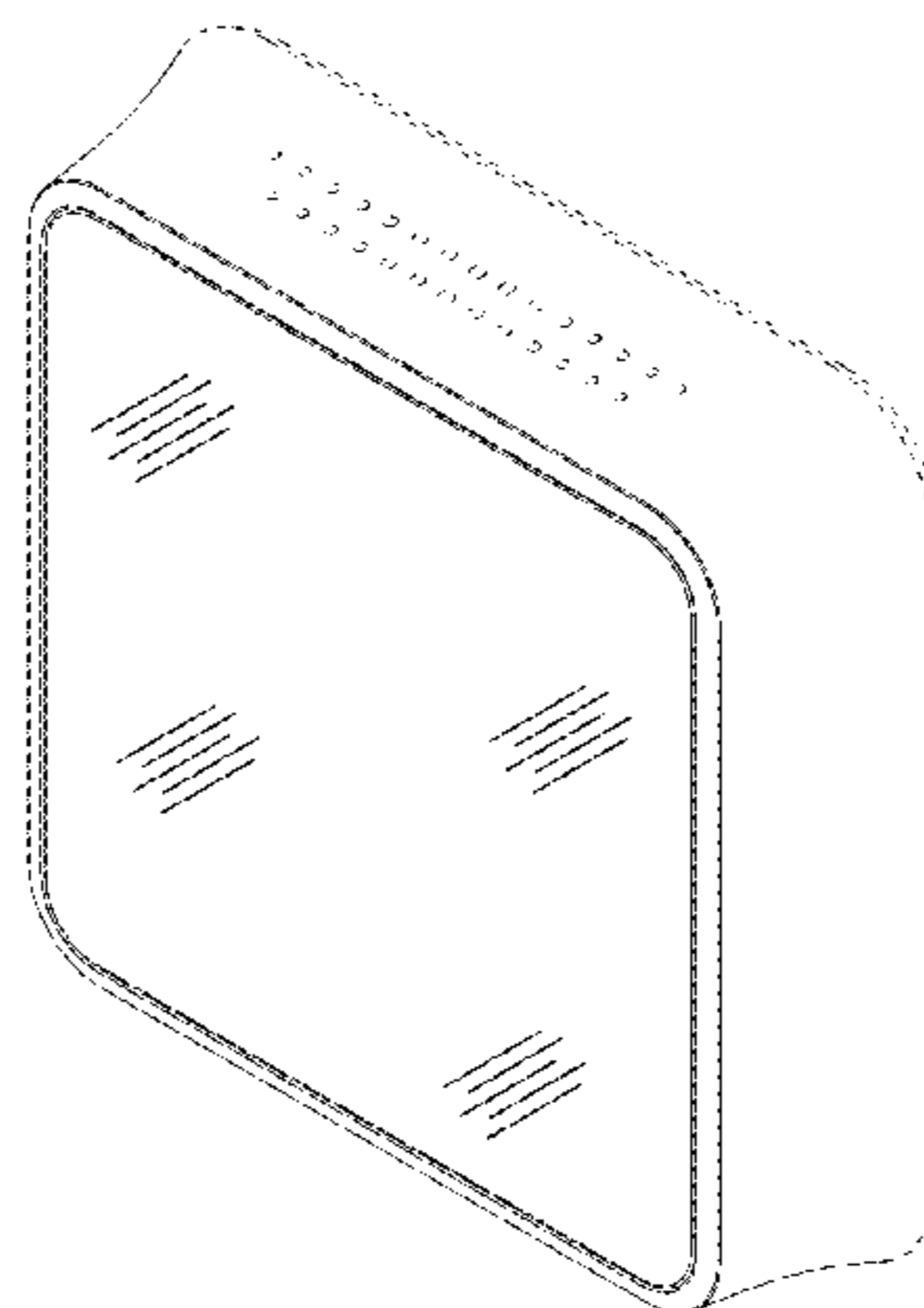
7; and,

FIG. 12 is a right side view of the thermostat housing of FIG.

7.

The portions illustrated in broken lines on the figures are for illustrative purposes only and form no part of the claimed design.

1 Claim, 12 Drawing Sheets



(58) **Field of Classification Search**
 CPC . G09F 9/53; G06F 1/1684; G06F 1/30; G06F
 3/0362; G06F 3/038; H05B 33/0854;
 H05B 37/0218; H05K 5/0017; H05K
 5/0243; H05K 5/00; H05K 5/03; H04M
 2250/12; H04M 2250/22
 See application file for complete search history.

(56) **References Cited**

U.S. PATENT DOCUMENTS

D502,386 S 3/2005 Provenzano et al.
 D506,687 S 6/2005 Takach et al.
 D509,151 S 9/2005 Takach et al.
 D520,885 S 5/2006 Takach et al.
 D525,541 S 7/2006 Barton et al.
 D531,526 S 11/2006 Barton et al.
 D535,572 S 1/2007 Takach et al.
 D535,573 S 1/2007 Barton et al.
 D541,184 S 4/2007 Barton et al.
 D542,677 S 5/2007 Barton et al.
 D551,577 S 9/2007 Barton et al.
 D556,061 S 11/2007 Rosen
 D556,608 S 12/2007 Rhodes
 D578,415 S 10/2008 Edgar
 D580,801 S 11/2008 Takach et al.
 D582,800 S 12/2008 Comerford et al.
 D590,730 S 4/2009 Simard et al.

D592,982 S 5/2009 Burt et al.
 D595,160 S 6/2009 Fisher et al.
 D596,964 S 7/2009 Wang et al.
 D601,475 S 10/2009 Lagueux
 D666,508 S 9/2012 Beland et al.
 D666,509 S 9/2012 Beland et al.
 D666,510 S 9/2012 Beland et al.
 D666,927 S 9/2012 Krumpe et al.
 D678,084 S 3/2013 Beland et al.
 D699,130 S 2/2014 Rhodes et al.
 D715,166 S 10/2014 Rhodes
 D720,633 S 1/2015 Novotny et al.
 D725,524 S 3/2015 Takach et al.
 D727,180 S 4/2015 Lai et al.
 D733,591 S 7/2015 Golden et al.
 D737,697 S * 9/2015 Bhattacharya D10/50
 D738,751 S 9/2015 Edgar
 D738,753 S 9/2015 Edgar
 D738,756 S 9/2015 Jiang et al.

OTHER PUBLICATIONS

U.S. Appl. No. 29/554,663, filed Feb. 12, 2016.
[https://www.google.com/search?q=thermostat&espv=2&biw=1162&bih=946&source=lnms&tbn=isch&sa=X&ved=0ahUKEwii7vnJ9oTLAhVILhoKHUvuB7cQ . . .](https://www.google.com/search?q=thermostat&espv=2&biw=1162&bih=946&source=lnms&tbn=isch&sa=X&ved=0ahUKEwii7vnJ9oTLAhVILhoKHUvuB7cQ...), “Thermostat—Google Search,” 27 pages, printed Feb. 19, 2016.

* cited by examiner

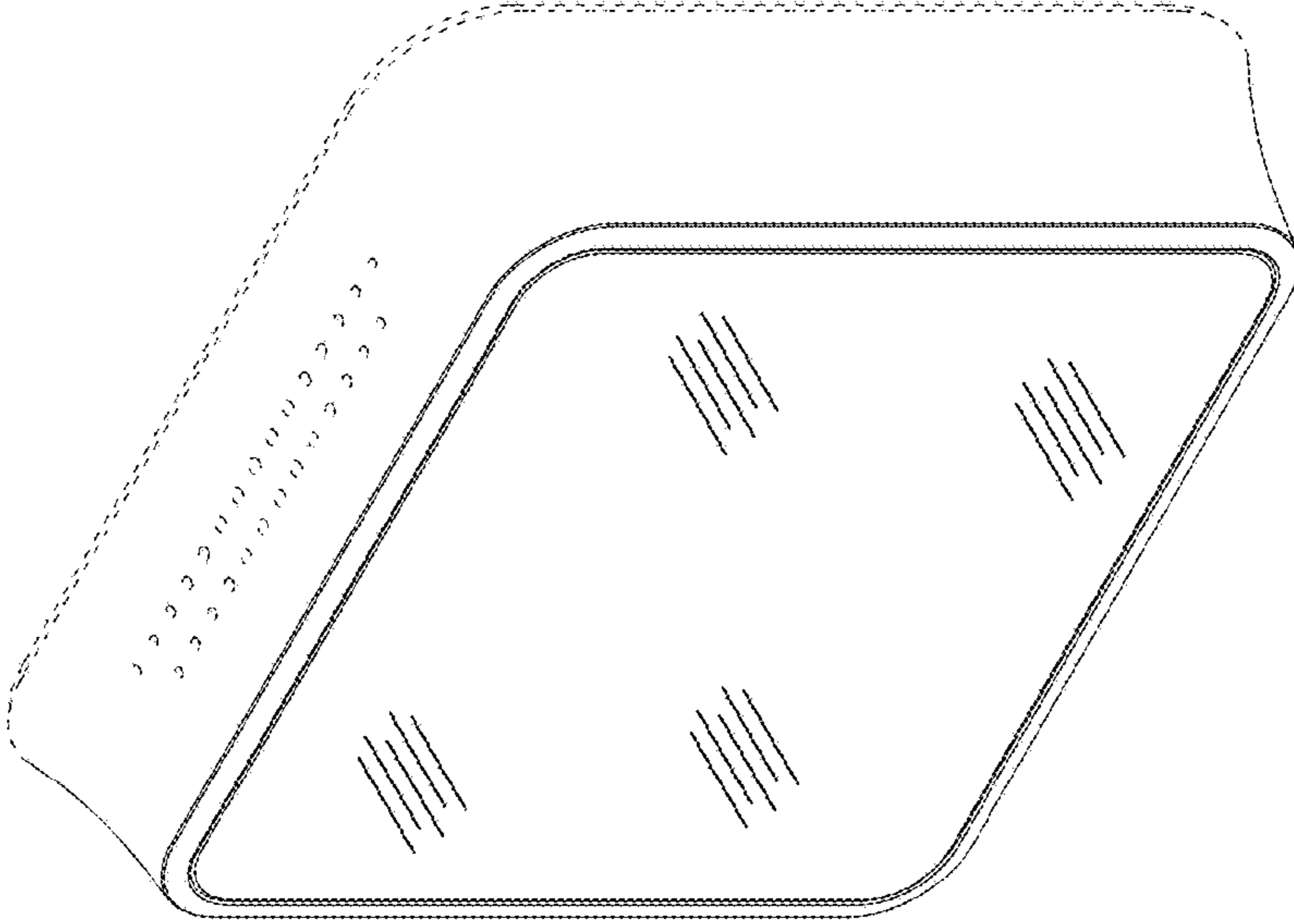


FIG. 1




FIG. 2




FIG. 3




FIG. 4




FIG. 5




FIG. 6

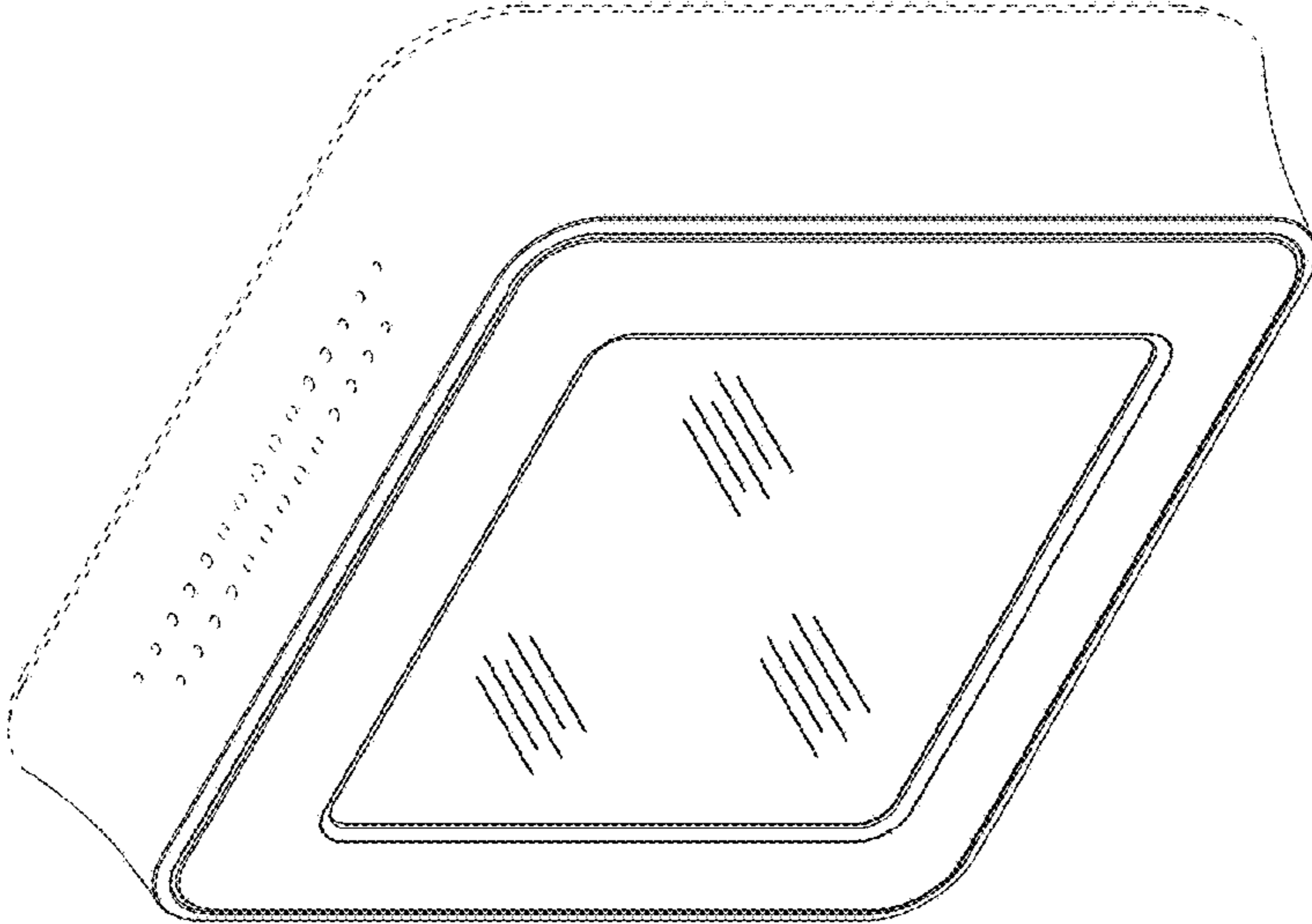


FIG. 7




FIG. 8




FIG. 9




FIG. 10




FIG. 11




FIG. 12