



US00D803700S

(12) **United States Design Patent** (10) **Patent No.:** **US D803,700 S**
Ferguson (45) **Date of Patent:** **** Nov. 28, 2017**

(54) **PACKAGING FOR FOOD PRODUCTS**

(56) **References Cited**

(71) Applicant: **The Mason Jar Cookie Company**,
Wellington, FL (US)
(72) Inventor: **David Ferguson**, Wellington, FL (US)
(73) Assignee: **The Mason Jar Cookie Company**,
Wellington, FL (US)
(**) Term: **15 Years**
(21) Appl. No.: **29/548,011**
(22) Filed: **Dec. 9, 2015**

U.S. PATENT DOCUMENTS

D74,562 S *	2/1928	Goode	D9/500
D290,811 S *	7/1987	Cleveland, Jr.	D9/779
D574,720 S *	8/2008	Nomura	D9/707
D601,431 S *	10/2009	Serrano Diaz	D9/542
D633,794 S *	3/2011	Cresswell	D9/500
D633,796 S *	3/2011	Cresswell	D9/500
D713,267 S *	9/2014	Stephens	D9/772
D722,273 S *	2/2015	Ivie	D9/500
D747,974 S *	1/2016	Ferguson	D9/600

* cited by examiner

Primary Examiner — Abraham Bahta
(74) *Attorney, Agent, or Firm* — Pearl Cohen Zedek
Latzer Baratz LLP

Related U.S. Application Data

(62) Division of application No. 29/479,689, filed on Jan. 17, 2014, now Pat. No. Des. 747,974.

(51) **LOC (10) Cl.** **09-05**

(52) **U.S. Cl.**
USPC **D9/707**

(58) **Field of Classification Search**

USPC D9/702-714, 761, 731, 414, 418,
D9/430-432, 438, 695-699, 416, 737,
D9/517-530, 502-505, 779; D7/590,
D7/600.1, 507-511; 215/328, 379;
222/92, 105, 215, 145.1, 95, 183, 107;
383/9, 22, 59-60, 901, 207, 209;
D24/118, 108, 207, 104; 128/114.1,
128/DIG. 24; D28/8.1
CPC B65D 35/08; B65D 35/38; B65D 35/44;
B65D 33/28; B65D 1/00; B65D 1/10;
B65D 1/02; B65D 1/0223; B65D 23/00;
B65D 2501/00; B65D 2501/0009; B65D
2501/0081

See application file for complete search history.

(57) **CLAIM**

The ornamental design for a packaging for food products, as shown and described.

DESCRIPTION

FIG. 1 is a front, perspective view of a packaging for food products showing the claimed design;
FIG. 2 is a front view of the design of FIG. 1, where the back view is a mirror image of the front view of FIG. 2;
FIG. 3 is a right side view of the design of FIG. 1, where the left side view is a mirror image of the right side view FIG. 3;
FIG. 4 is a top view of the design of FIG. 1; and,
FIG. 5 is a bottom view of the design of FIG. 1.
The broken lines are included for purposes of illustrating environment and form no part of the claimed design.

1 Claim, 4 Drawing Sheets



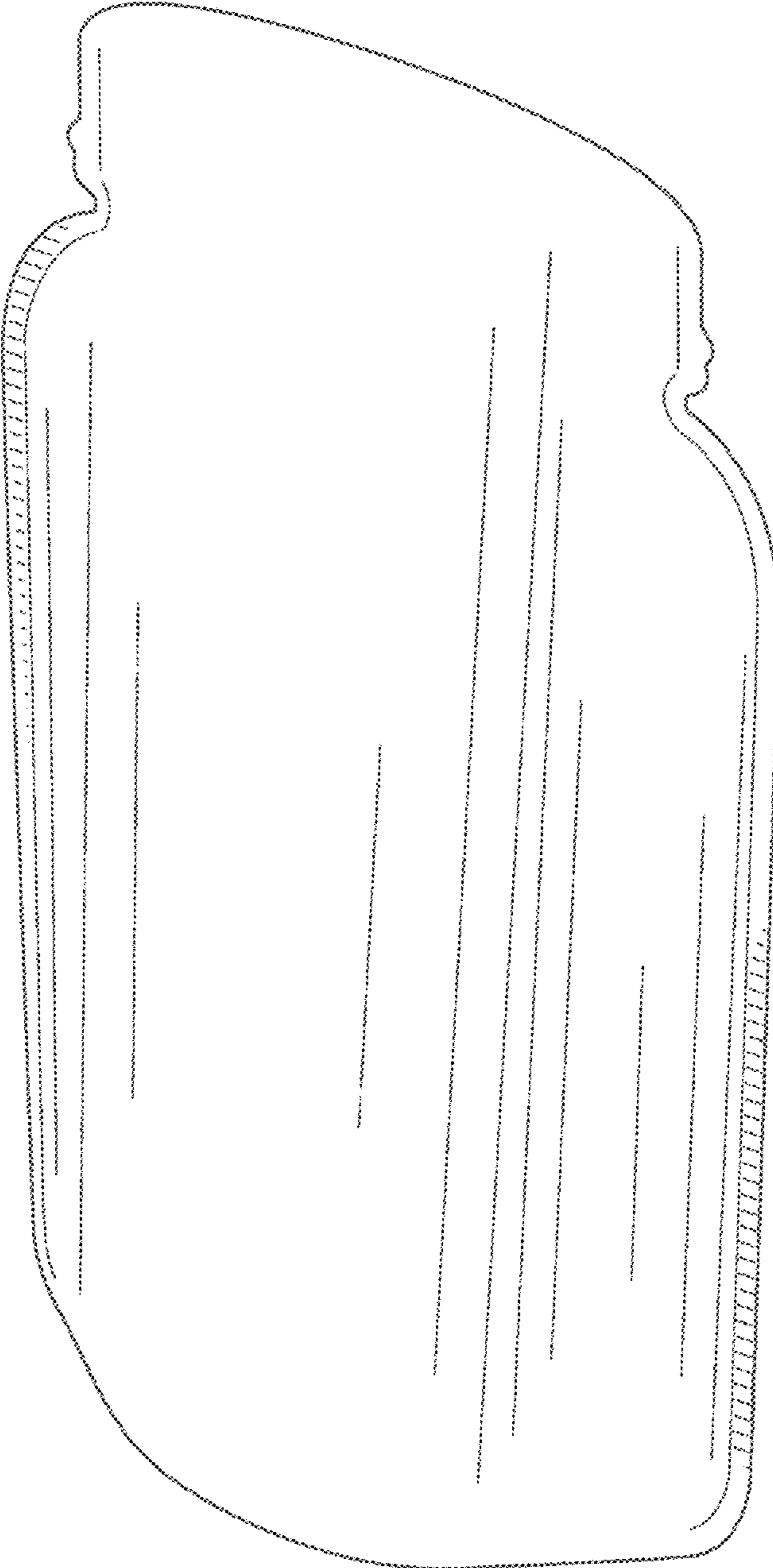


FIG. 1

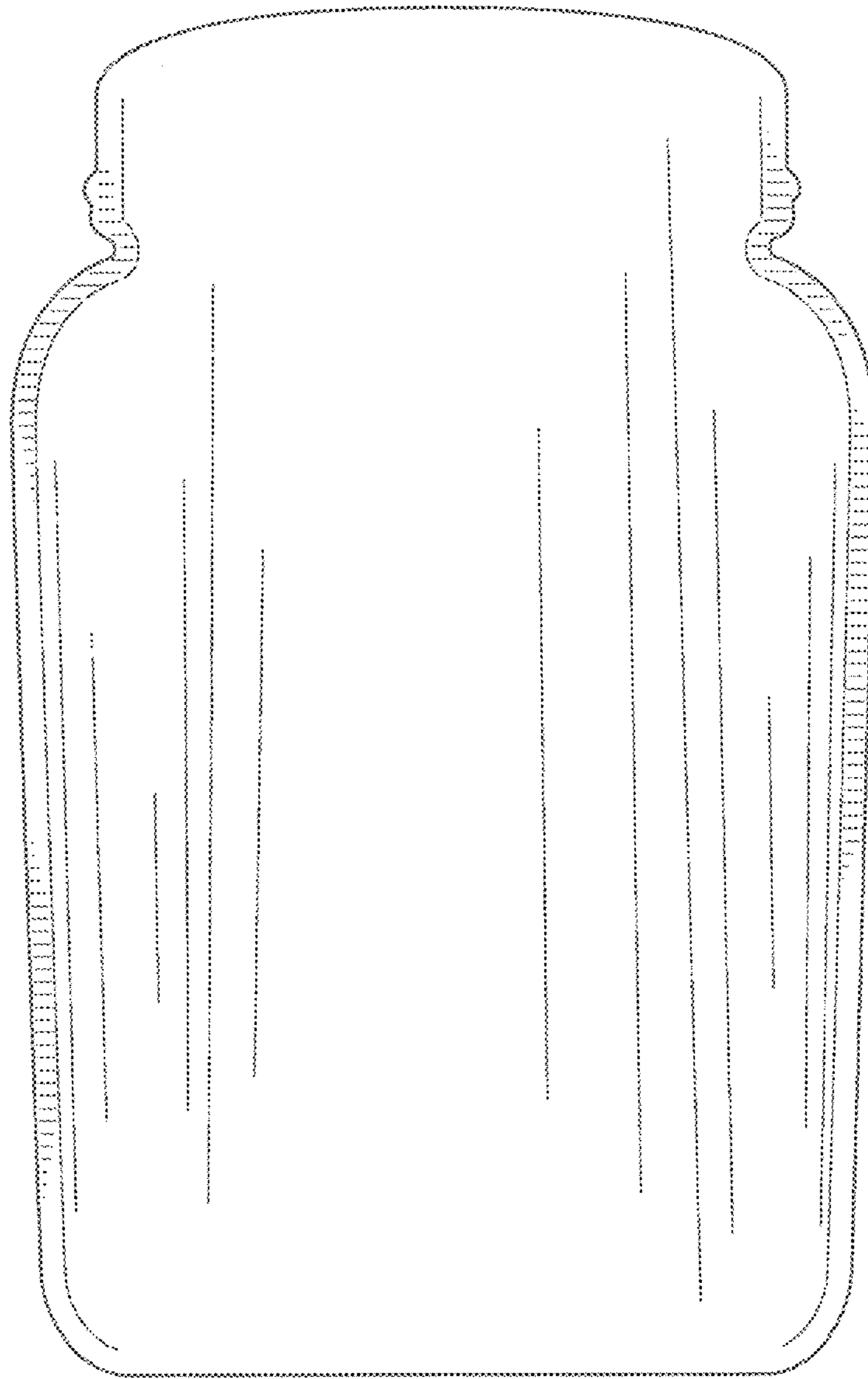


FIG. 2

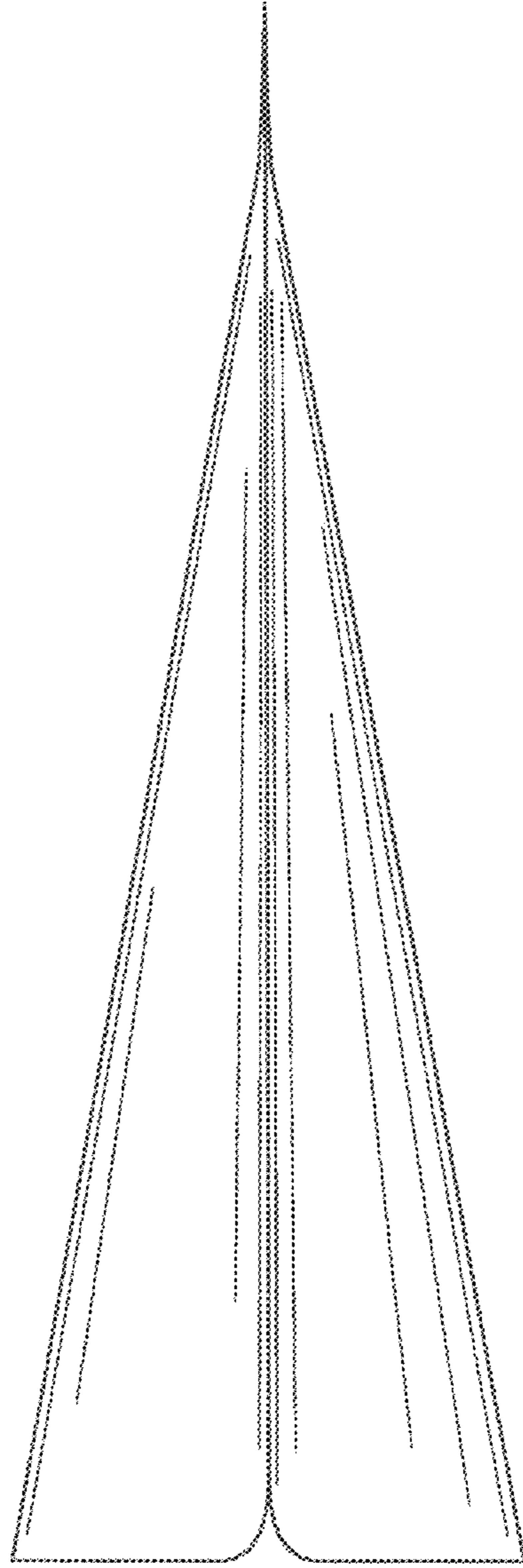


FIG. 3

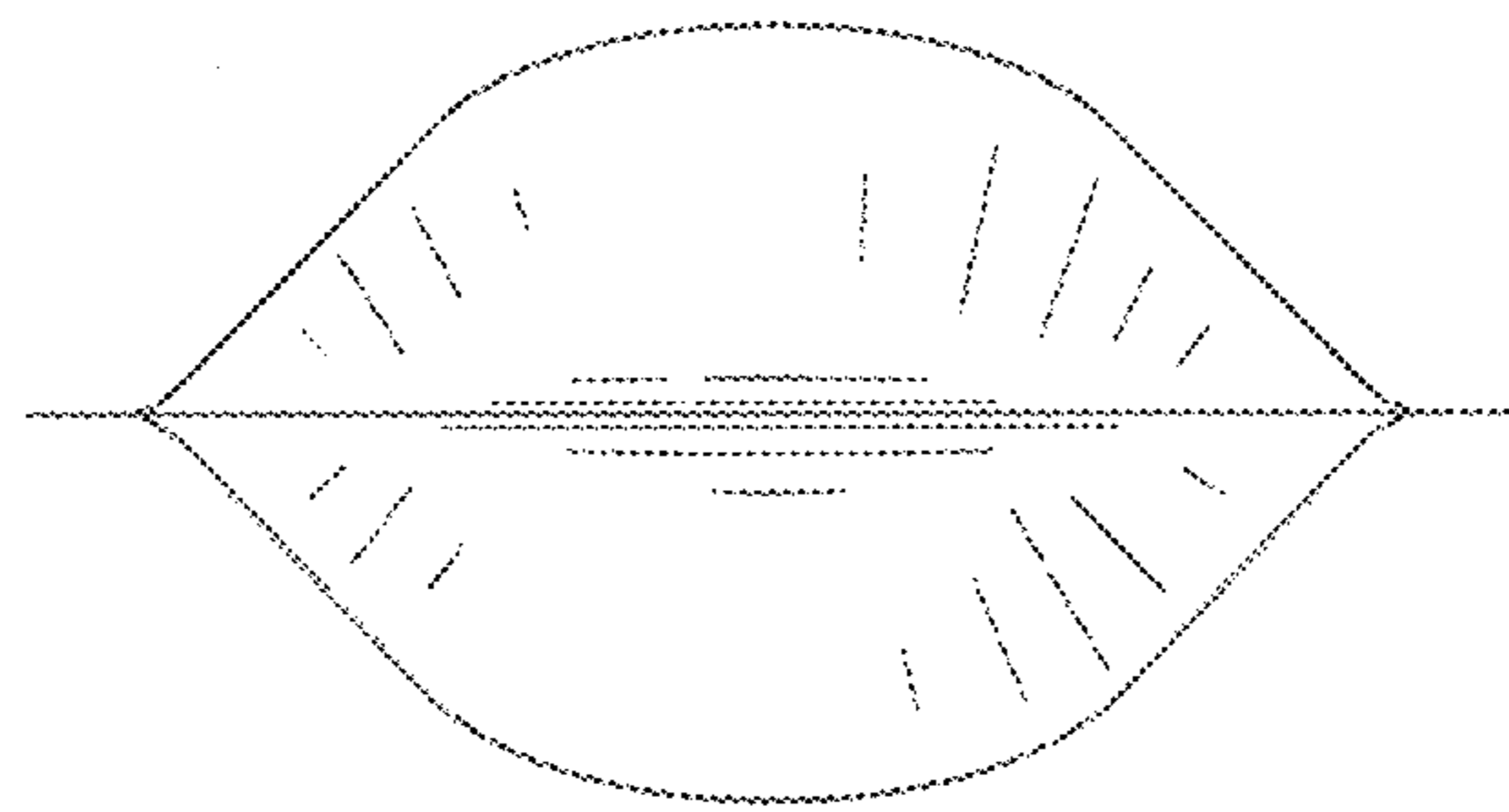


FIG. 4

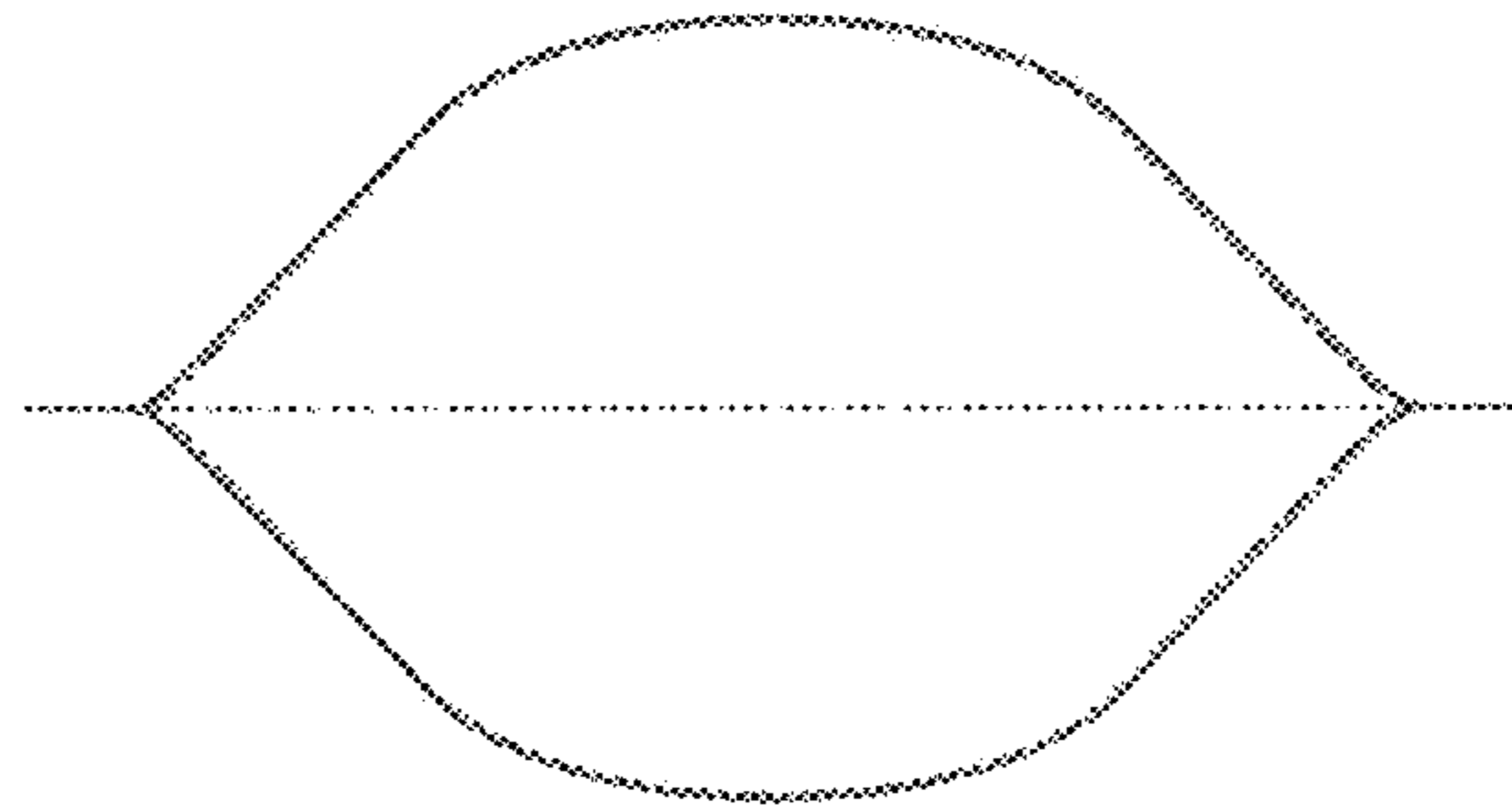


FIG. 5