



US00D803690S

(12) **United States Design Patent** (10) **Patent No.:** **US D803,690 S**
Lesina (45) **Date of Patent:** **** Nov. 28, 2017**

(54) **BOTTLE**

(71) Applicant: **L'ASTEMIA Pentita S.r.l.**, Barolo (CN) (IT)

(72) Inventor: **Sandra Lesina**, Alba (IT)

(73) Assignee: **L'ASTEMIA PENTITA SRL**, Barolo (CN) (IT)

(**) Term: **15 Years**

(21) Appl. No.: **29/582,188**

(22) Filed: **Oct. 25, 2016**

Related U.S. Application Data

(62) Division of application No. 29/494,011, filed on Jun. 16, 2014, now Pat. No. Des. 779,328.

(30) **Foreign Application Priority Data**

Dec. 16, 2013 (EP) 002370932-0001
Dec. 16, 2013 (EP) 002370932-0002

(51) **LOC (10) Cl.** **09-01**

(52) **U.S. Cl.**
USPC **D9/503; D9/505**

(58) **Field of Classification Search**
USPC D9/434, 435, 436, 439, 451, 454, 500,
D9/502, 503, 505, 516, 530, 537, 539,
D9/544, 545, 548, 549, 558, 621, 622,
D9/715, 719, 764, 900; 28/91.1
CPC B65D 23/00; B65D 11/02; B65D 11/04;
B65D 1/0223; B65D 1/0276; B65D
1/0284

See application file for complete search history.

(56) **References Cited**

U.S. PATENT DOCUMENTS

465,795	A	*	12/1891	Sueur	B65D 23/00 215/386
D138,452	S	*	8/1944	Karoff	D11/153
D152,239	S	*	1/1949	Bocher	D9/546
D194,813	S	*	3/1963	Jurutka	D9/546
D194,886	S	*	3/1963	Kuwahara	D9/503
D195,787	S	*	7/1963	Thompson	D9/522
D198,054	S	*	4/1964	Lowry	D9/504
D222,611	S	*	11/1971	Strand	D9/542
D324,336	S	*	3/1992	Desgrippes	D9/545
D335,626	S	*	5/1993	Liao	D9/435
D337,267	S	*	7/1993	Paglina	D9/441
D344,895	S	*	3/1994	Berti	D9/542
D352,241	S	*	11/1994	Shiokawa	D9/439
D425,796	S	*	5/2000	Duranthon	D9/540
D567,088	S	*	4/2008	Kruparova	D9/500
D573,478	S	*	7/2008	Kruparova	D9/541
D602,373	S	*	10/2009	Burney	D2/796
D660,703	S	*	5/2012	Barsoumian	D9/500

* cited by examiner

Primary Examiner — Ian Simmons

Assistant Examiner — Keith Frank

(74) *Attorney, Agent, or Firm* — Nixon & Vanderhye P.C.

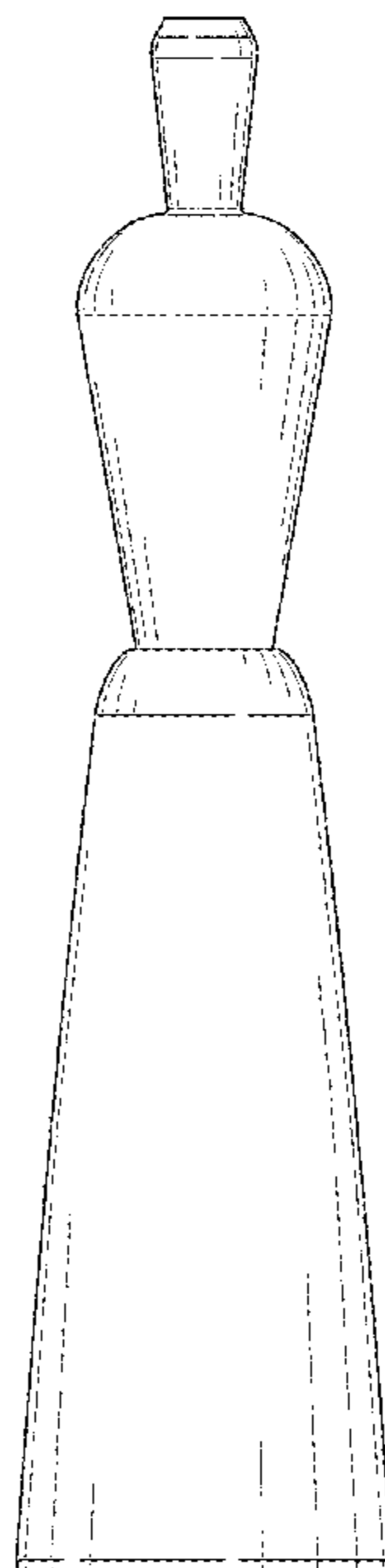
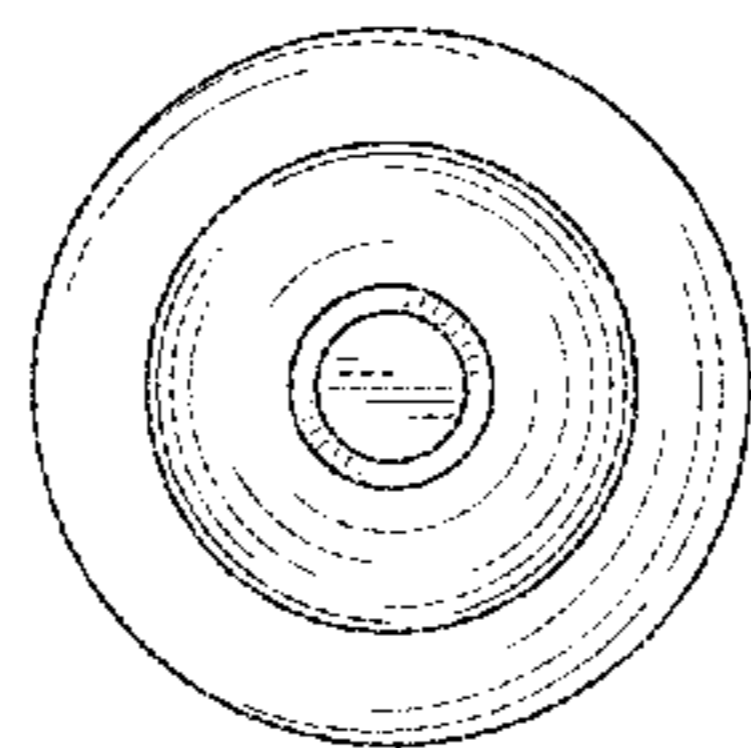
(57) **CLAIM**

The ornamental design for a bottle, as shown and described.

DESCRIPTION

FIG. 1 is a top plan view of a bottle showing my new design;
FIG. 2 is a bottom plan view thereof;
FIG. 3 is a side elevational view thereof; and,
FIG. 4 is a perspective view thereof.

1 Claim, 2 Drawing Sheets



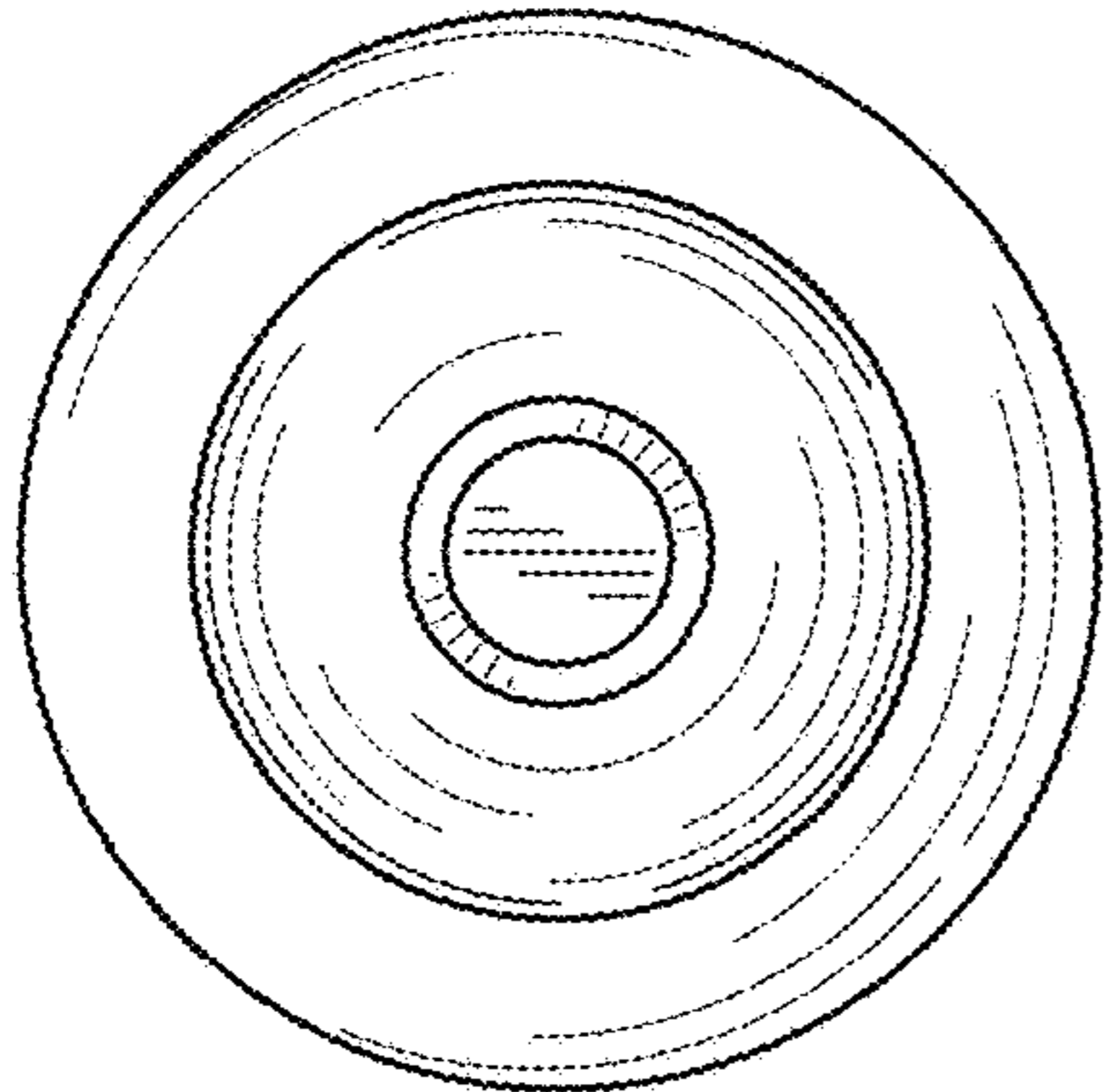


FIG. 1

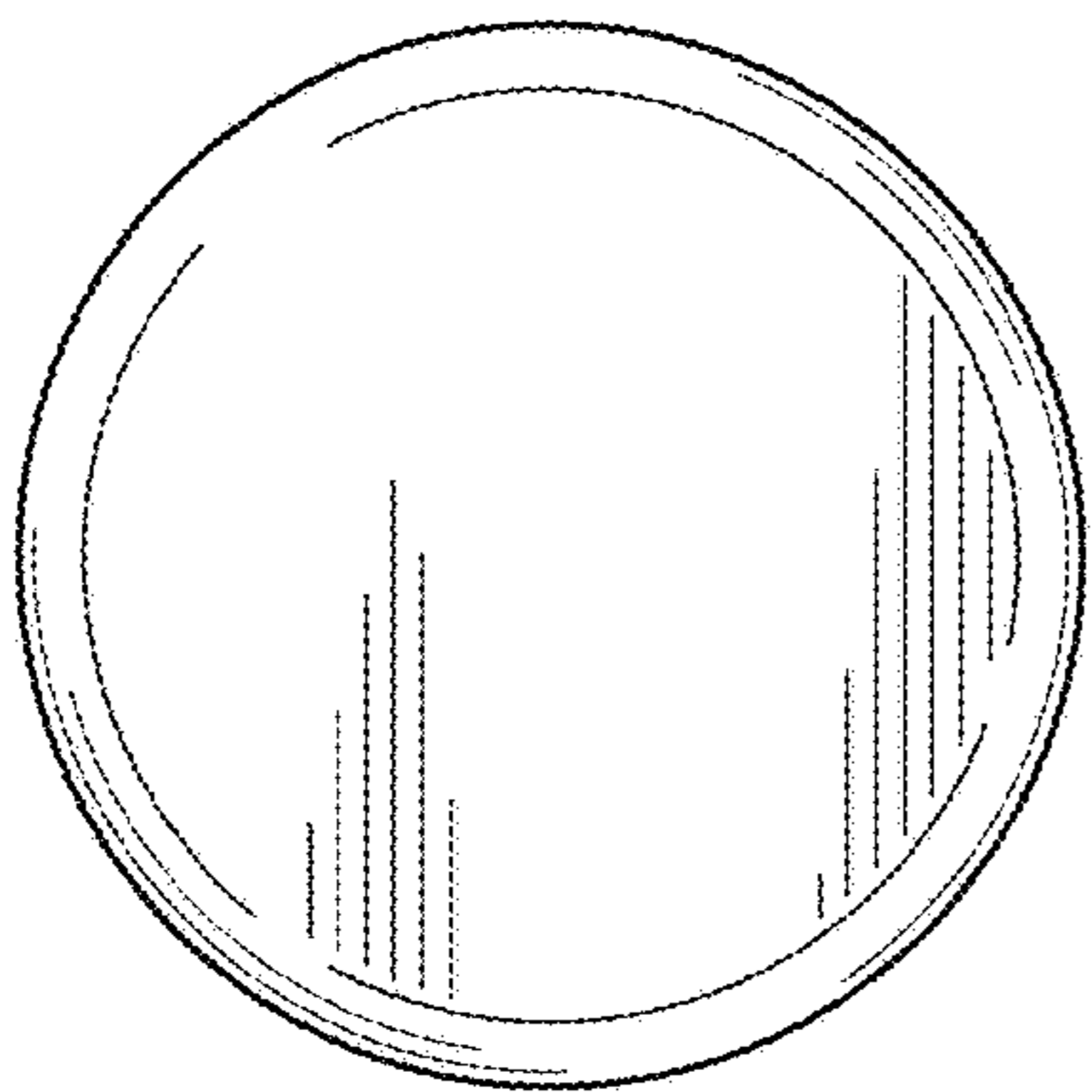


FIG. 2

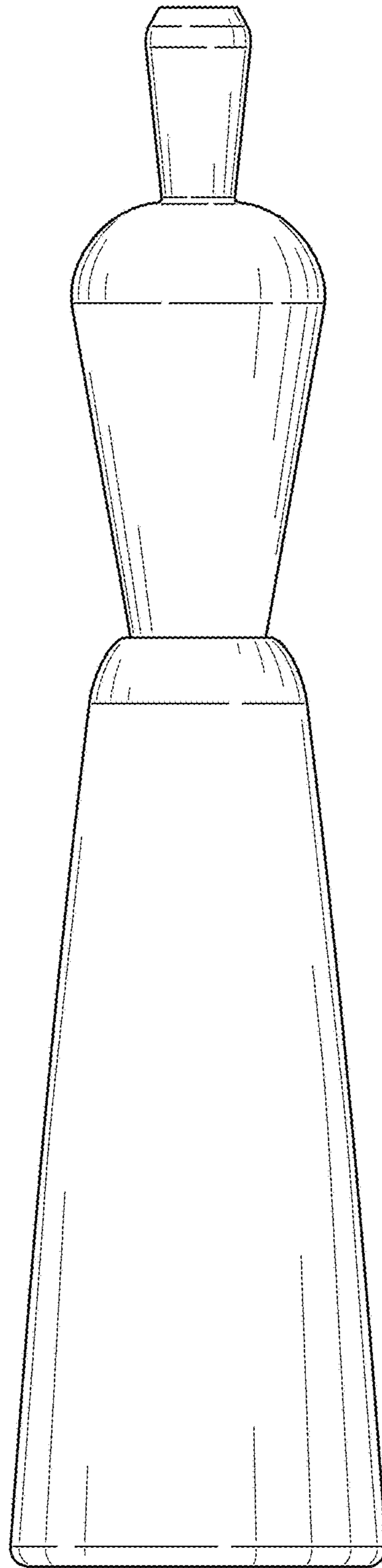


FIG. 3

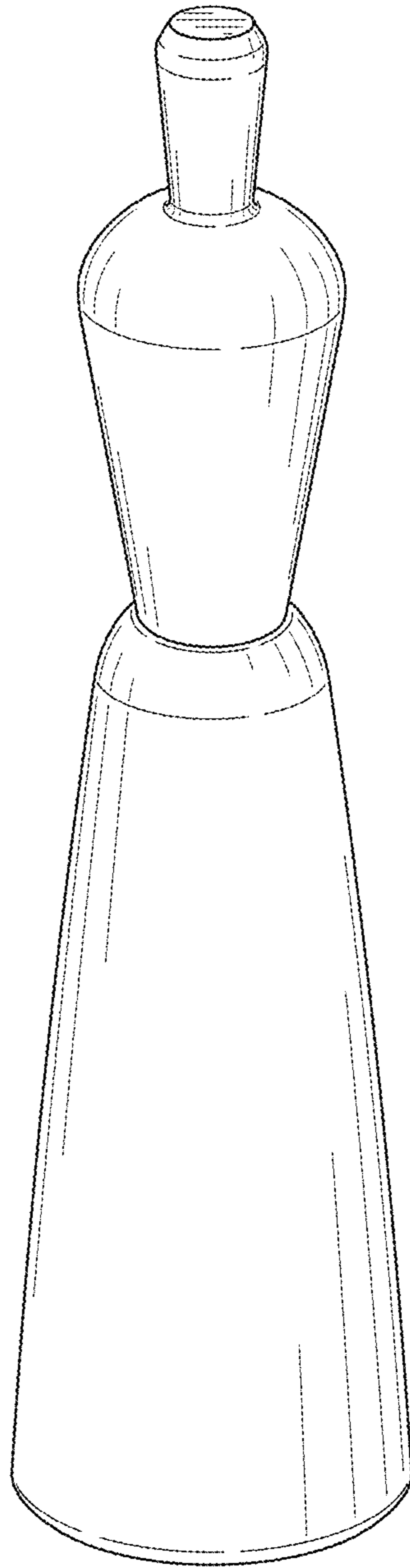


FIG. 4