



US00D803681S

(12) **United States Design Patent**  
**Yang**

(10) **Patent No.:** **US D803,681 S**

(45) **Date of Patent:** **\*\* Nov. 28, 2017**

- (54) **PACKING BOX FOR TRASH BAG**
- (71) Applicant: **HUIZHOU HAOYUNBAO TRADING CO., LTD.**, Huizhou, Guangdong (CN)
- (72) Inventor: **Wei-Hong Yang**, Huizhou (CN)
- (73) Assignee: **HUIZHOU HAOYUNBAO TRADING CO., LTD.**, Huizhou (CN)
- (\*\*) Term: **15 Years**

D472,808 S *	4/2003	Gelardi	.....	D9/418
D473,136 S *	4/2003	McLeish	.....	D9/418
D480,302 S *	10/2003	McLeish	.....	D9/418
D521,380 S *	5/2006	Jackson	.....	D9/425
D588,417 S *	3/2009	Doliwa	.....	D7/629
D632,962 S *	2/2011	Traldi	.....	D9/416
D665,662 S *	8/2012	Schick	.....	D9/425
D738,204 S *	9/2015	Akana	.....	D9/418
D742,222 S *	11/2015	Liu	.....	D9/424
D742,224 S *	11/2015	Thurin	.....	D7/629
D760,073 S *	6/2016	Mather	.....	D9/432
D764,910 S *	8/2016	Akana	.....	D9/432
D771,431 S *	11/2016	Affatato	.....	D7/354

(Continued)

- (21) Appl. No.: **29/570,690**
- (22) Filed: **Jul. 11, 2016**
- (51) **LOC (10) Cl.** ..... **09-03**
- (52) **U.S. Cl.**  
USPC ..... **D9/432; D7/629; D9/416**
- (58) **Field of Classification Search**  
USPC ..... D9/416, 422-423, 427-430, 501, 503,  
D9/517-518, 529, 720-721, 744-745,  
D9/759, 767, 770, 772, 776-780, 432;  
D7/629  
CPC ..... B65D 75/54; B65D 75/5833; B65F 1/062  
See application file for complete search history.

*Primary Examiner* — Caron D Veynar  
*Assistant Examiner* — Mehri F Bajoul

(57) **CLAIM**

The ornamental design for a packing box for trash bag, as shown and described.

**DESCRIPTION**

This application is related to a commonly-assigned application entitled, "Packing Box for Trash Bag," Ser. No. 29/570,693, filed concurrently with this application.

FIG. 1 is a perspective view of a packing box for trash bag showing my new design;

FIG. 2 is a front view thereof;

FIG. 3 is a rear view thereof;

FIG. 4 is a left view thereof;

FIG. 5 is a right view thereof;

FIG. 6 is a top view thereof;

FIG. 7 is a bottom view thereof;

FIG. 8 is an exploded perspective view thereof;

FIG. 9 is another exploded perspective view thereof; and,

FIG. 10 is a cross-sectional view along X-X of FIG. 7.

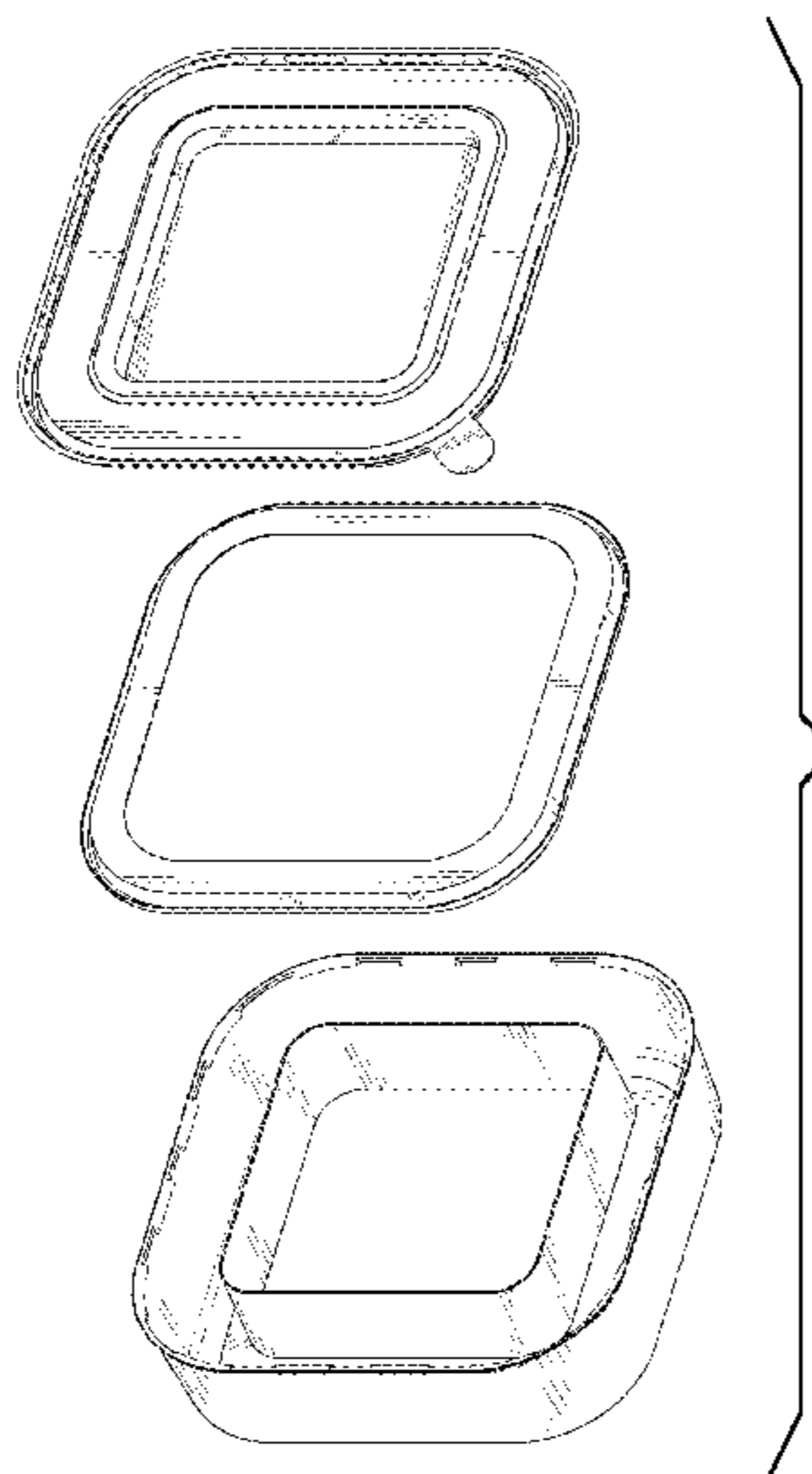
In the drawings, the broken lines are included to show portions of the packing box that form no part of the claimed design.

(56) **References Cited**

**U.S. PATENT DOCUMENTS**

3,424,342 A *	1/1969	Scopp	.....	B65D 43/0212
				206/359
D279,952 S *	8/1985	Daenen	.....	D7/614
D282,808 S *	3/1986	Daenen	.....	D7/602
D308,941 S *	7/1990	Kong	.....	D7/505
D336,018 S *	6/1993	Smith	.....	D7/629
D363,662 S *	10/1995	Plater	.....	D3/304
D363,663 S *	10/1995	Plater	.....	D9/425
D366,989 S *	2/1996	Zimmerman	.....	D7/538
D414,692 S *	10/1999	Srinual	.....	D9/423
D427,063 S *	6/2000	May	.....	D9/425
D464,879 S *	10/2002	Meeker	.....	D9/418
D465,153 S *	11/2002	Meeker	.....	D9/418

**1 Claim, 10 Drawing Sheets**



(56)

**References Cited**

U.S. PATENT DOCUMENTS

D771,432 S \* 11/2016 Affatato ..... D7/354  
D777,030 S \* 1/2017 Irimia ..... D9/432  
D784,138 S \* 4/2017 Kim ..... D9/454  
D786,078 S \* 5/2017 Futagami ..... D28/8  
2006/0000842 A1\* 1/2006 Maxwell ..... B65D 43/0208  
220/780  
2010/0269712 A1\* 10/2010 Popeil ..... A47J 37/1209  
99/403

\* cited by examiner

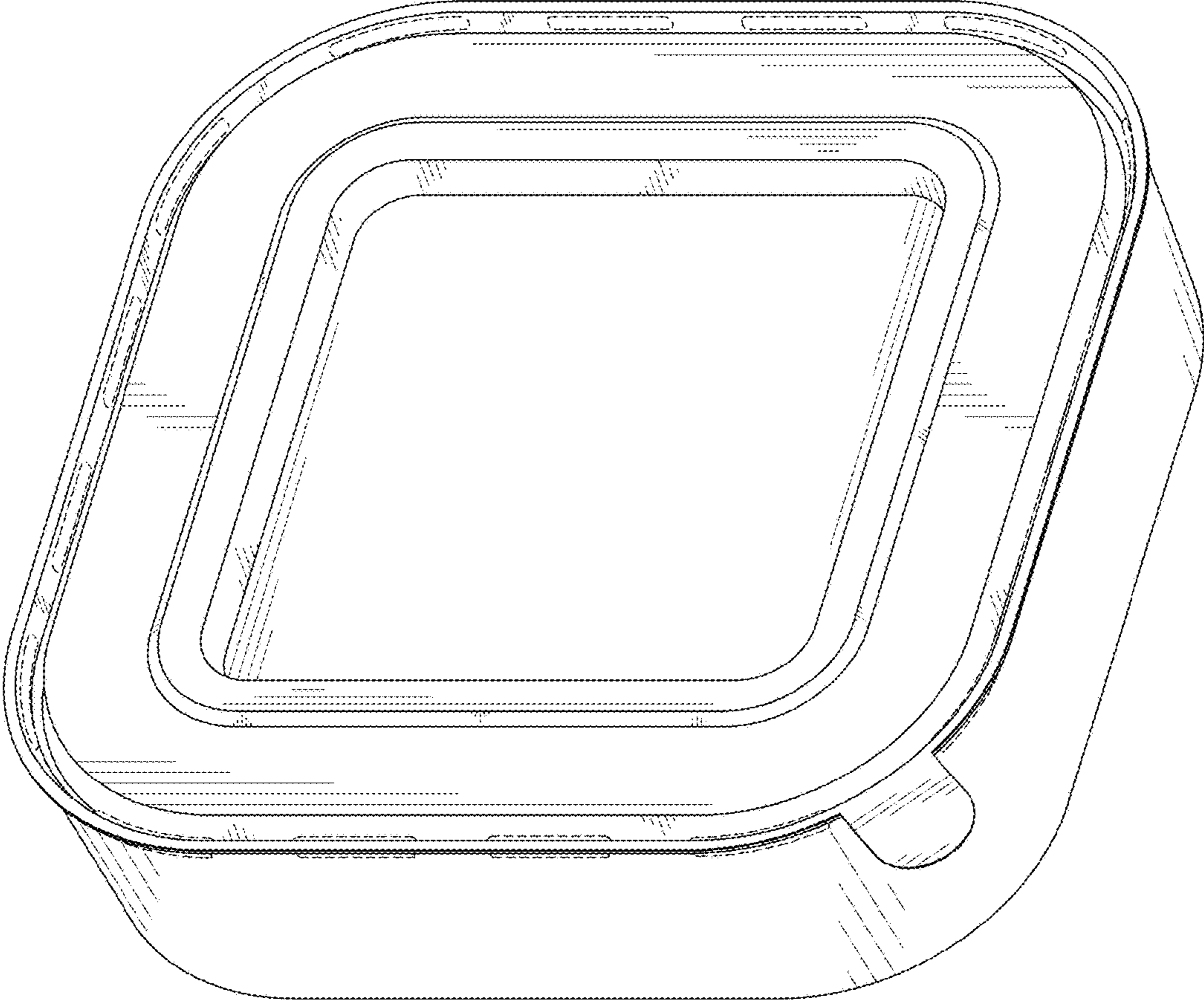


FIG. 1

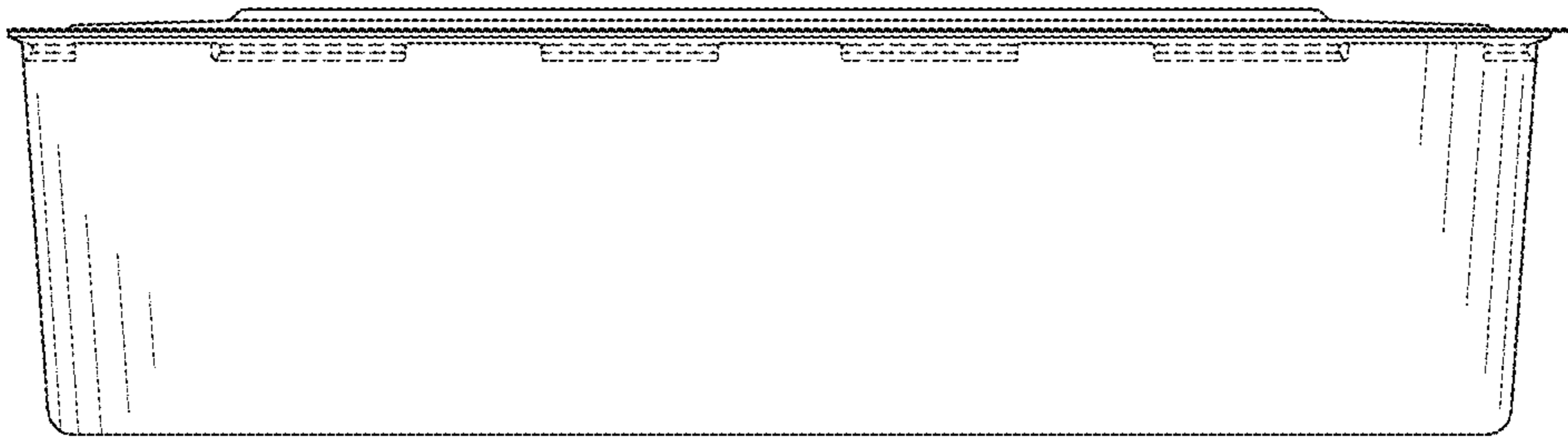


FIG. 2




FIG. 3

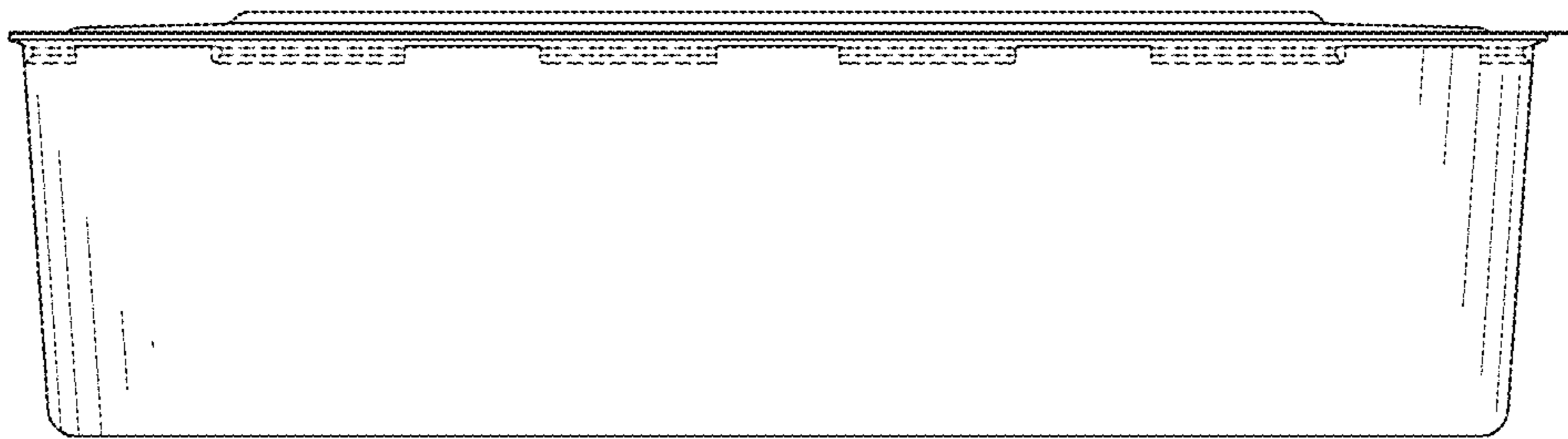


FIG. 4




FIG. 5

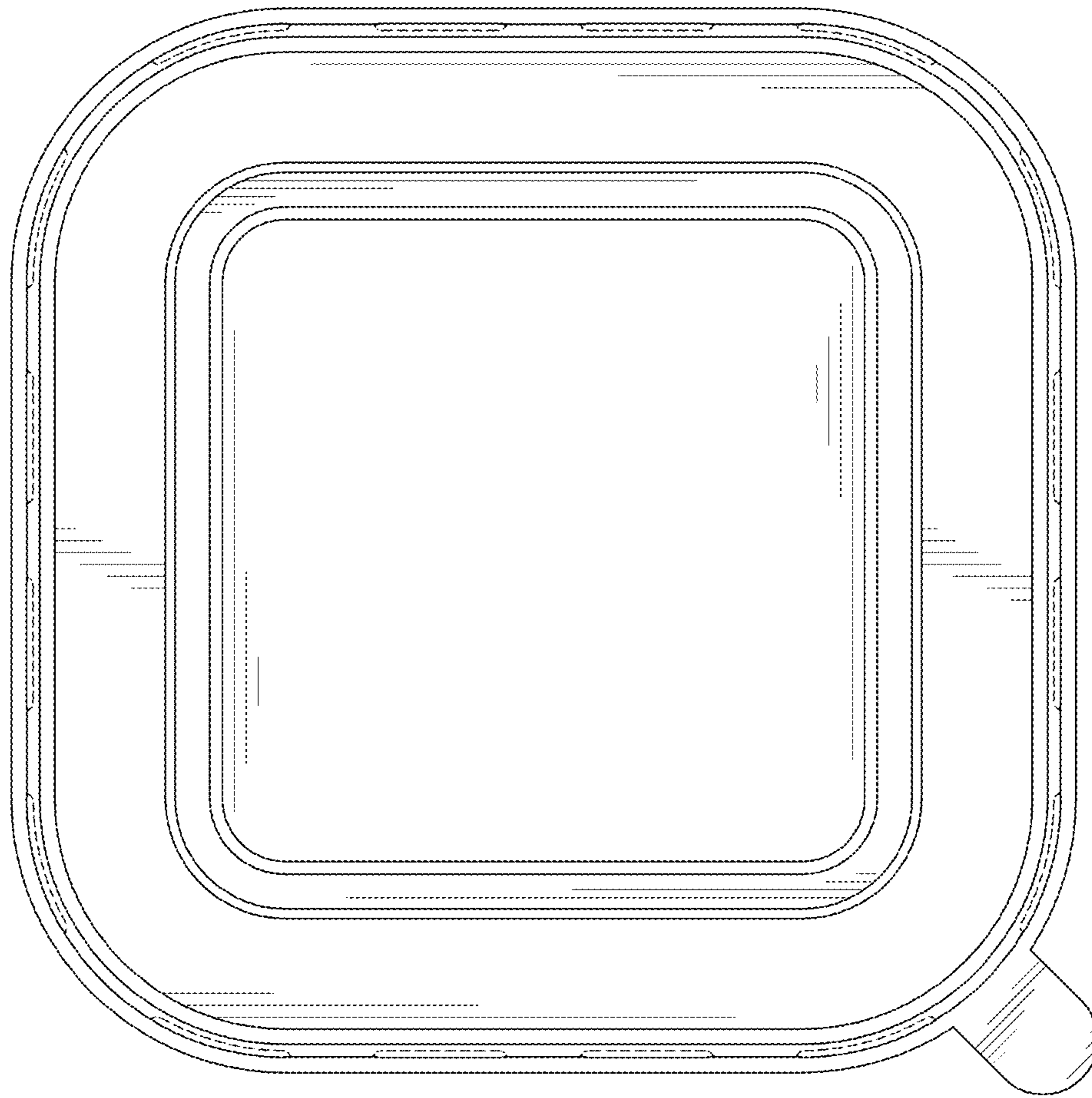


FIG. 6



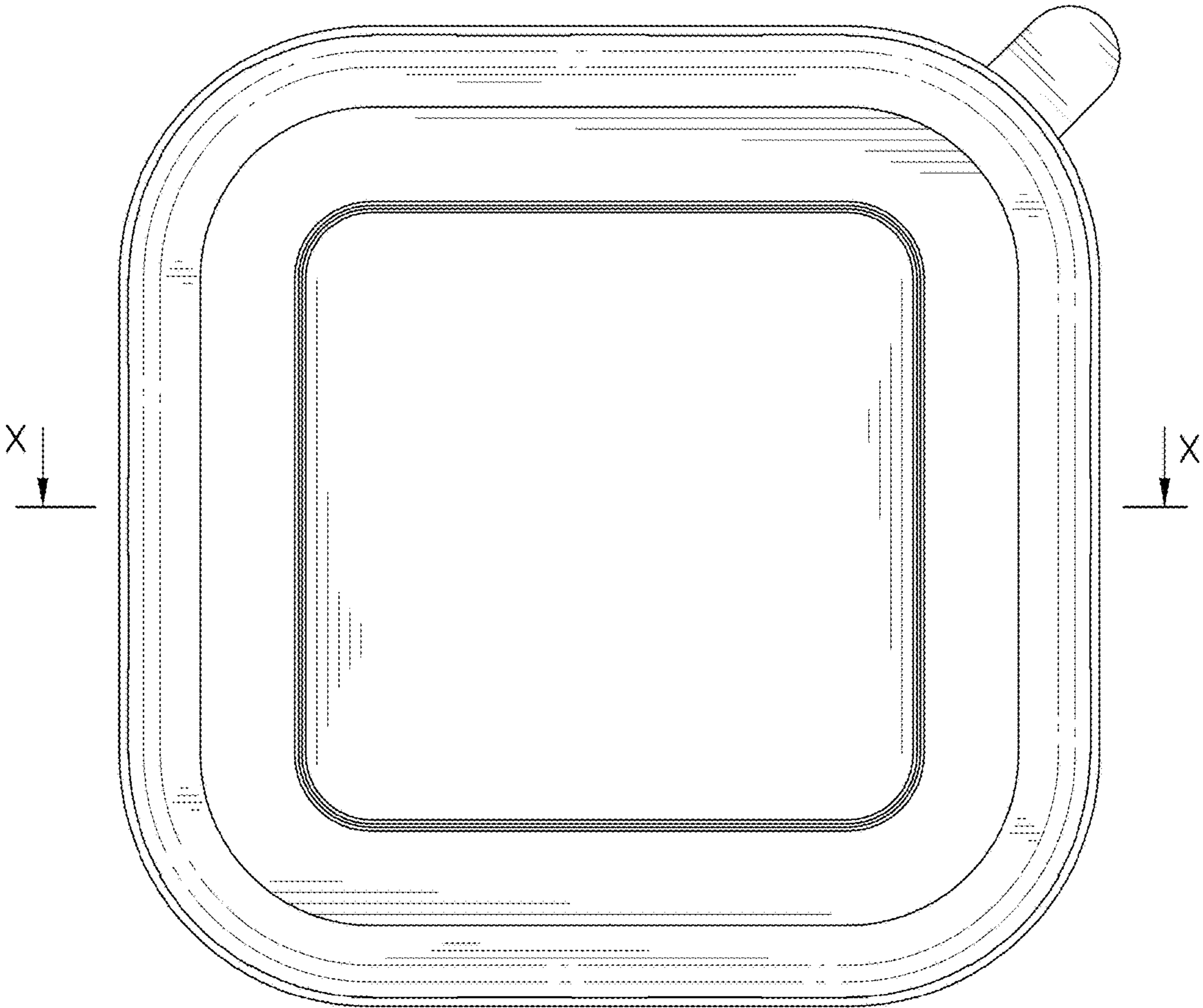


FIG. 7

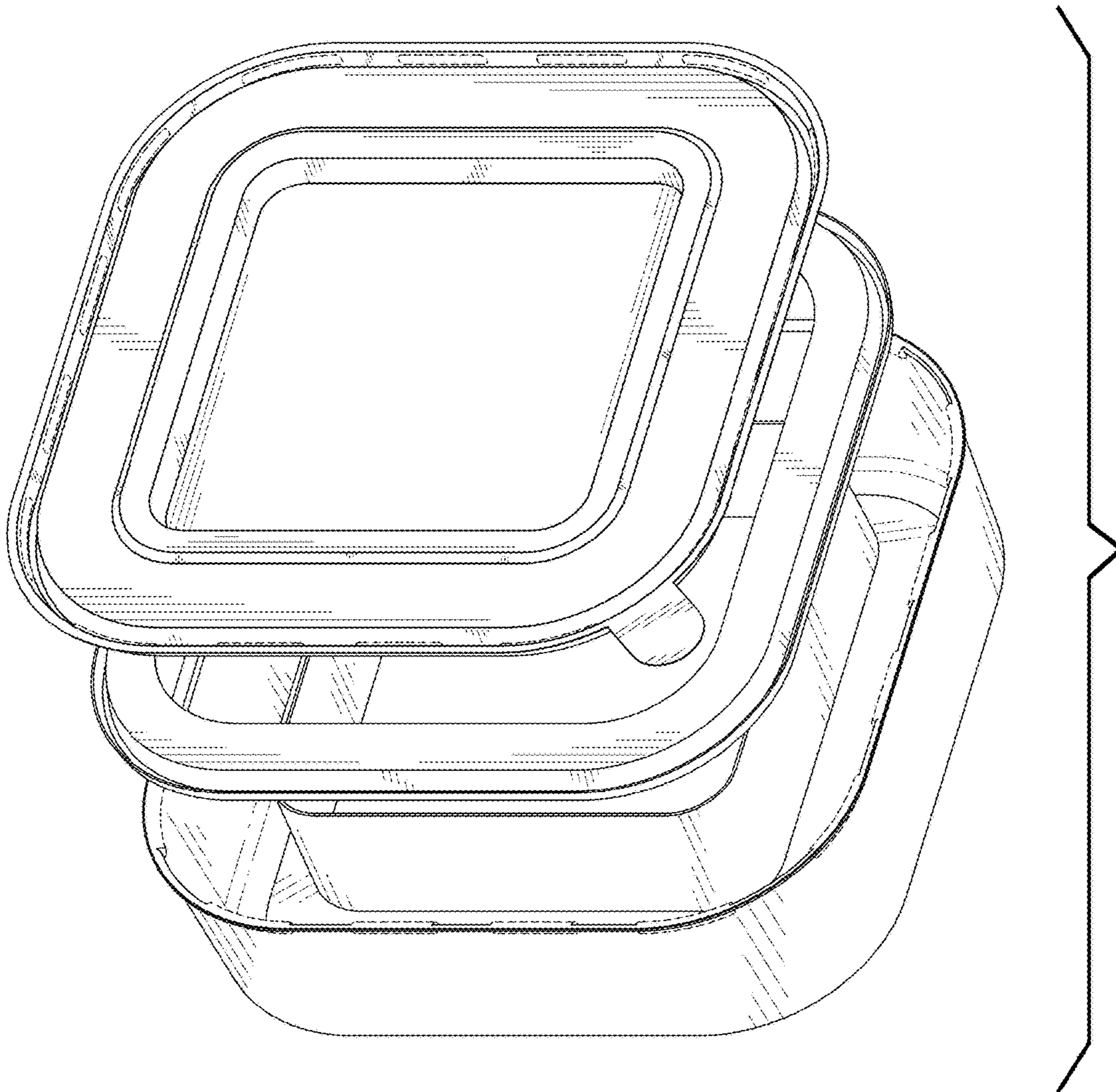


FIG. 8

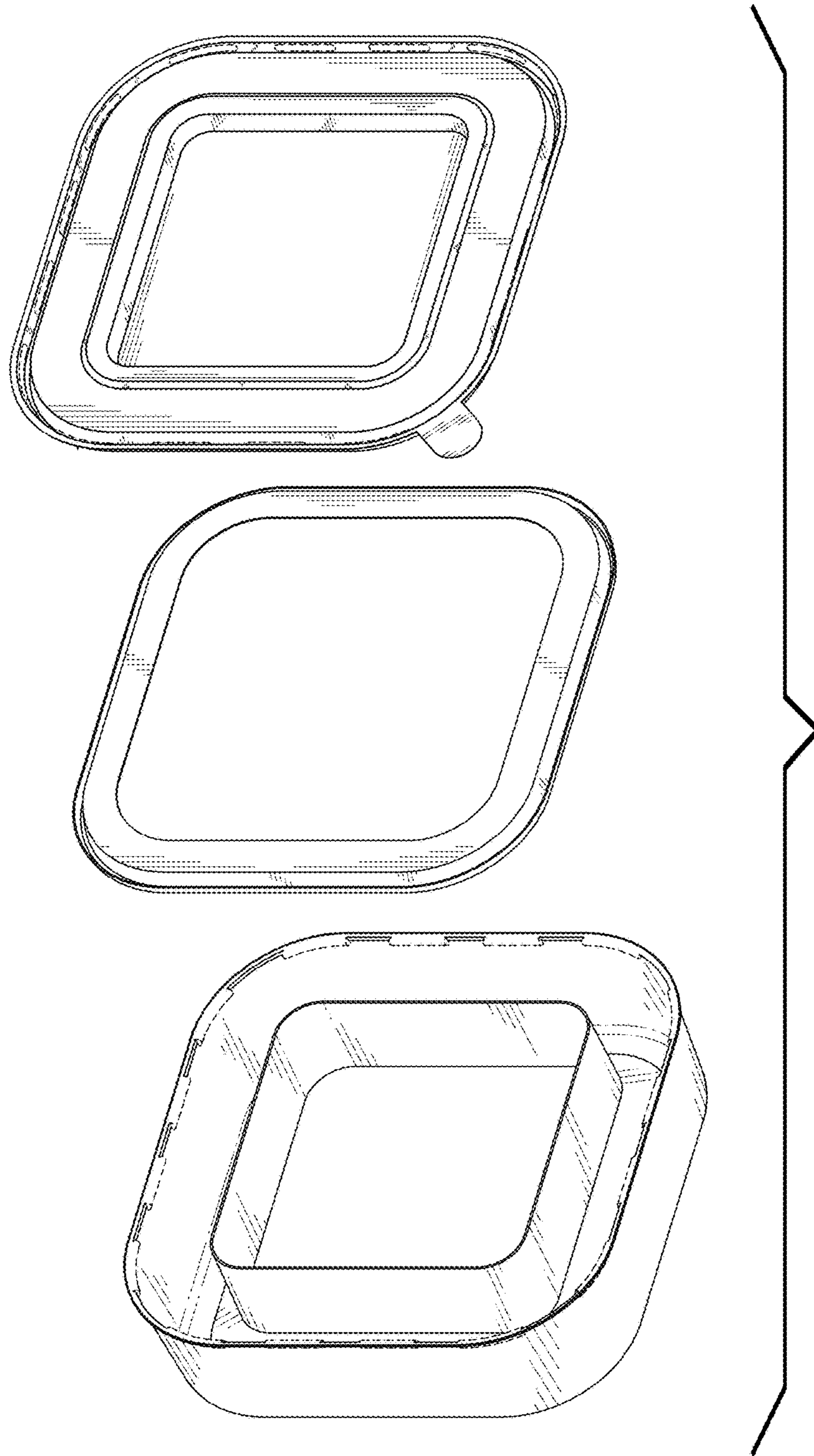


FIG. 9




FIG. 10