



US00D803659S

(12) **United States Design Patent** (10) **Patent No.:** **US D803,659 S**
Zimmer (45) **Date of Patent:** **** Nov. 28, 2017**

- (54) **CABINET HANDLE**
- (71) Applicant: **Top Knobs USA, Inc.**, Hillsborough, NJ (US)
- (72) Inventor: **Christine Zimmer**, Hillsborough, NJ (US)
- (73) Assignee: **TOP KNOBS USA, INC.**, Hillsborough, NJ (US)
- (**) Term: **15 Years**
- (21) Appl. No.: **29/548,218**
- (22) Filed: **Dec. 11, 2015**
- (51) **LOC (10) Cl.** **08-06**
- (52) **U.S. Cl.**
USPC **D8/316**
- (58) **Field of Classification Search**
USPC D8/300-322; 16/410-419, 441, 443-445, 16/110.1; 292/336.3, 347
CPC A47B 95/02
See application file for complete search history.

D604,587 S *	11/2009	Susic	D8/316
D664,021 S *	7/2012	Gilbert	D8/316
D680,413 S *	4/2013	Ramsland	D8/316
D680,850 S *	4/2013	Jou	D8/315
D721,259 S *	1/2015	Ramsland	D8/316
D735,015 S *	7/2015	Fritz	D8/316
D740,099 S *	10/2015	Chang	D8/316

OTHER PUBLICATIONS

Top Knobs M1259 Cabinet Pull, posted at amazon.com, posting date Jan. 18, 2010, [online], [site visited Oct. 13, 2016]. Available from Internet, <URL: <https://www.amazon.com/TopKnobsM1259CabinetPull/dp/B00791HGOG>>.*

* cited by examiner

Primary Examiner — George D Kirschbaum

Assistant Examiner — Maria Edwards

(74) *Attorney, Agent, or Firm* — Schultz & Associates, P.C.

(57) **CLAIM**

The ornamental design for a cabinet handle, as shown and described.

DESCRIPTION

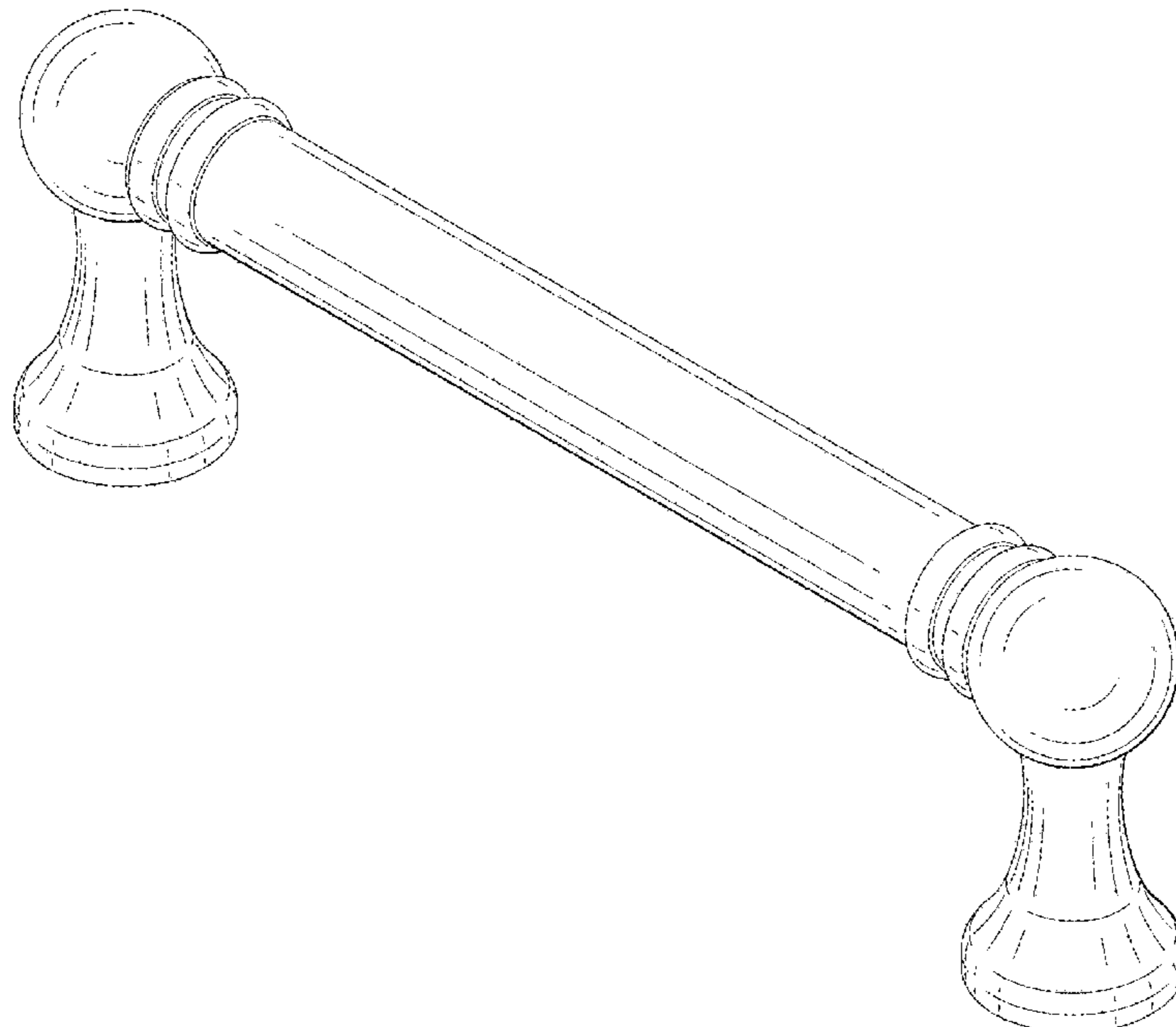
FIG. 1 is a front, right, top perspective view of a cabinet handle showing my new design; FIG. 2 is a front side elevation view thereof, the rear side elevation being a mirror image of the front side; FIG. 3 is a right side elevation view thereof, the left side elevation being a mirror image of the right side; FIG. 4 is a top plan view thereof; and, FIG. 5 is a bottom plan view thereof. The broken lines shown represent unclaimed subject matter and form no part of the claimed design.

1 Claim, 3 Drawing Sheets

(56) **References Cited**

U.S. PATENT DOCUMENTS

1,652,052 A *	12/1927	Rukenbrod	E05B 1/0015 16/412
D274,123 S *	6/1984	Tegner	D8/316
D299,110 S *	12/1988	Jans	D8/316
D344,007 S *	2/1994	Jans	D8/316
D361,436 S *	8/1995	Warshawsky	D8/316
D540,146 S *	4/2007	Berberet	D8/316
D564,336 S *	3/2008	McConnell	D8/316
D564,854 S *	3/2008	Thompson	D8/300
D589,326 S *	3/2009	Mattson	D8/321



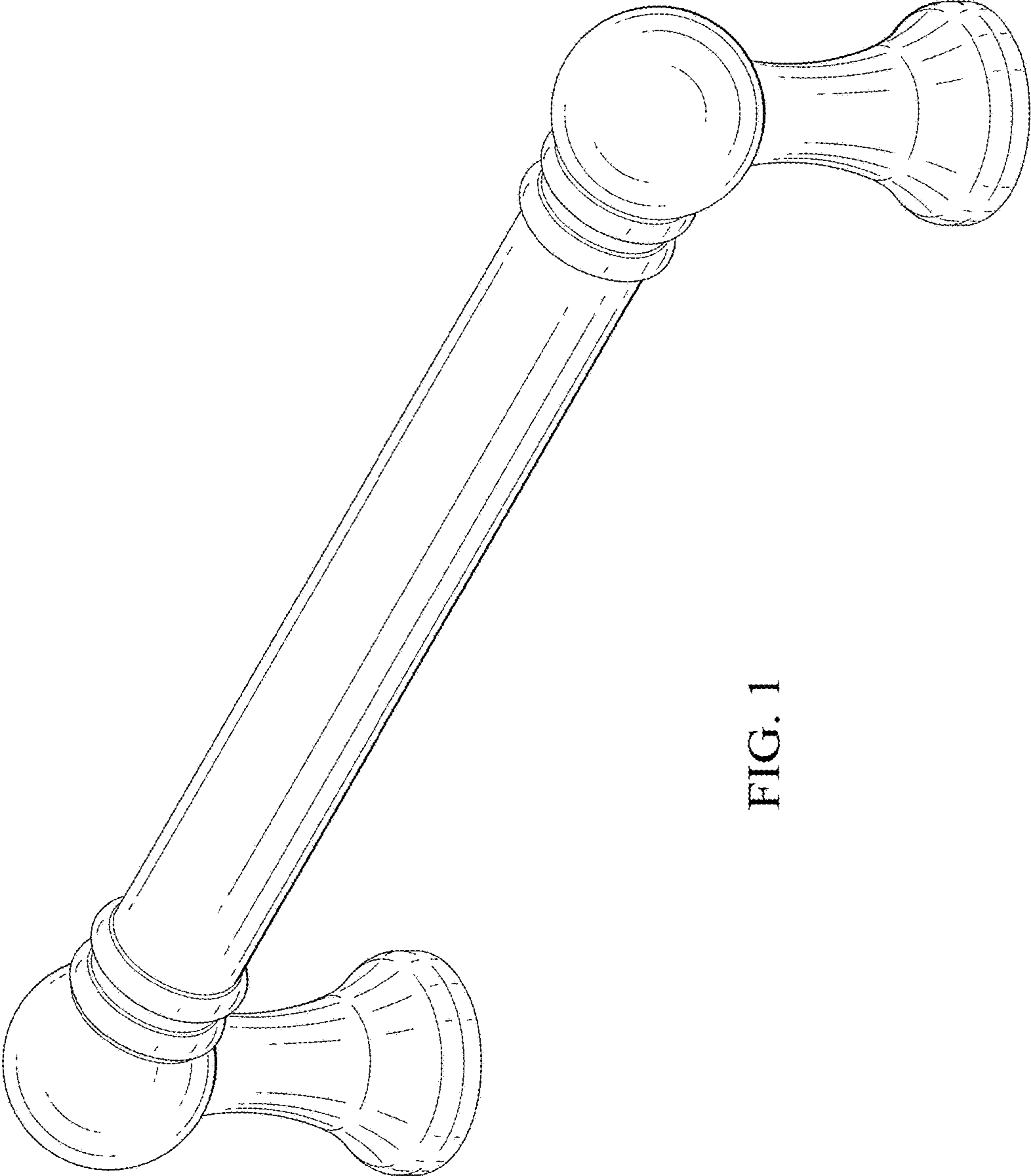


FIG. 1

FIG. 2


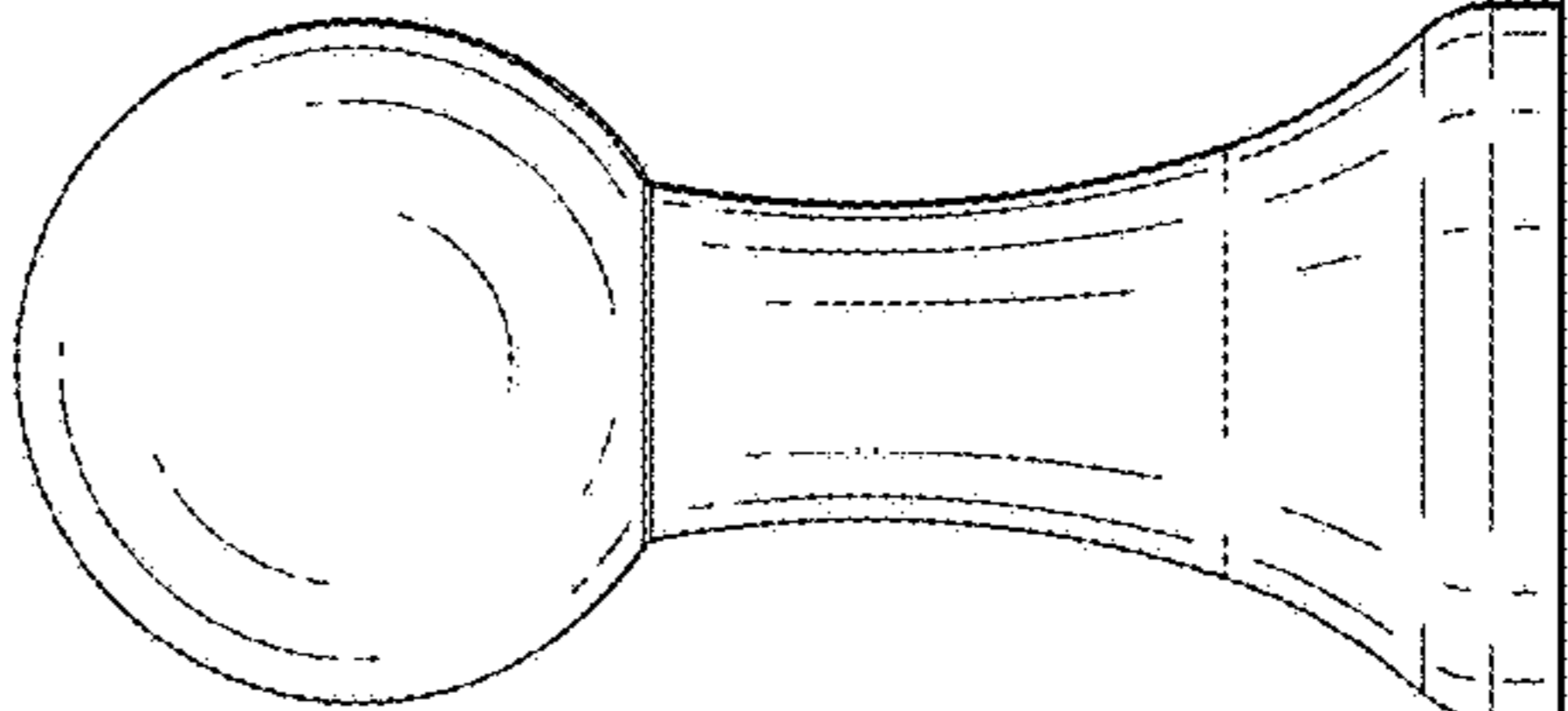


FIG. 3



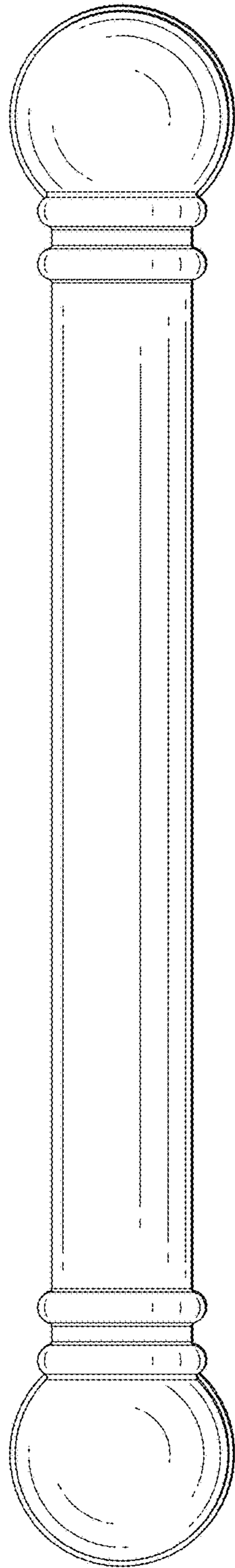


FIG. 4

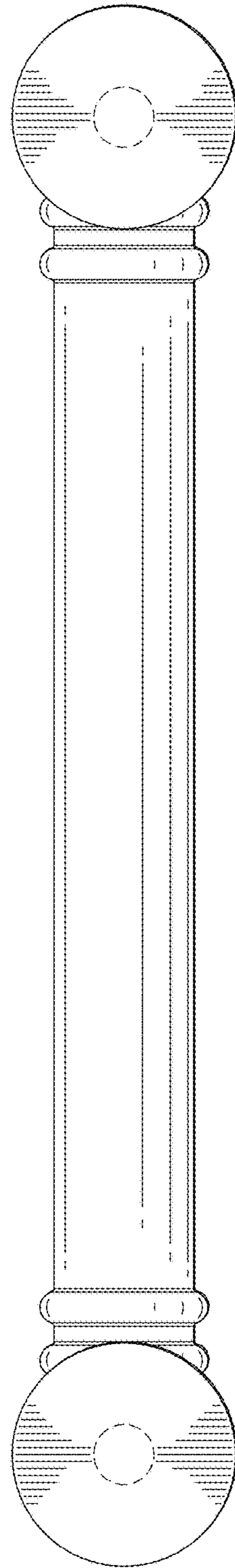


FIG. 5