



US00D803658S

(12) **United States Design Patent**
Perez et al.

(10) **Patent No.:** **US D803,658 S**
(45) **Date of Patent:** **** Nov. 28, 2017**

- (54) **WOODTURNING TOOL HANDLE**
- (71) Applicant: **CARTER PRODUCTS COMPANY, INC.**, Grand Rapids, MI (US)
- (72) Inventors: **Leland T. Perez**, Alto, MI (US);
Kristopher Byron Scates, Cedar Springs, MI (US)
- (73) Assignee: **CARTER PRODUCTS COMPANY, INC.**, Grand Rapids, MI (US)
- (**) Term: **15 Years**
- (21) Appl. No.: **29/583,816**
- (22) Filed: **Nov. 9, 2016**
- (51) **LOC (10) Cl.** **08-05**
- (52) **U.S. Cl.**
USPC **D8/107**
- (58) **Field of Classification Search**
USPC D8/14, 45, 82, 83, 87, 107, 300; D32/46, D32/49, 52
CPC Y10T 16/44; Y10T 16/469; Y10T 16/466;
Y10T 16/459; B25G 1/105; B25G 1/125;
B25D 1/10; B25D 1/02; B25D 1/04;
B25D 1/00; B25D 3/00
See application file for complete search history.

D315,484 S *	3/1991	Glaser	D8/107
5,211,669 A *	5/1993	Bonnes	A01B 1/22
				16/110.1
D375,035 S *	10/1996	Mangol	D4/138
D436,821 S *	1/2001	Douglas	D8/75
D534,783 S *	1/2007	Tung	D8/107
D622,122 S *	8/2010	Branby	D8/76
D700,498 S *	3/2014	Carter	B27C 7/06
				D8/107

* cited by examiner

Primary Examiner — Philip S Hyder

(74) *Attorney, Agent, or Firm* — Price Heneveld LLP

(57) **CLAIM**

The ornamental design for a woodturning tool handle, as shown and described.

DESCRIPTION

FIG. 1 is a rear perspective view of a woodturning tool handle according to our design;
FIG. 2 is a top plan view thereof;
FIG. 3 is a first side elevational view thereof;
FIG. 4 is a second side elevational view thereof;
FIG. 5 is a bottom plan view thereof;
FIG. 6 is a rear elevational view thereof; and,
FIG. 7 is a front elevational view thereof.

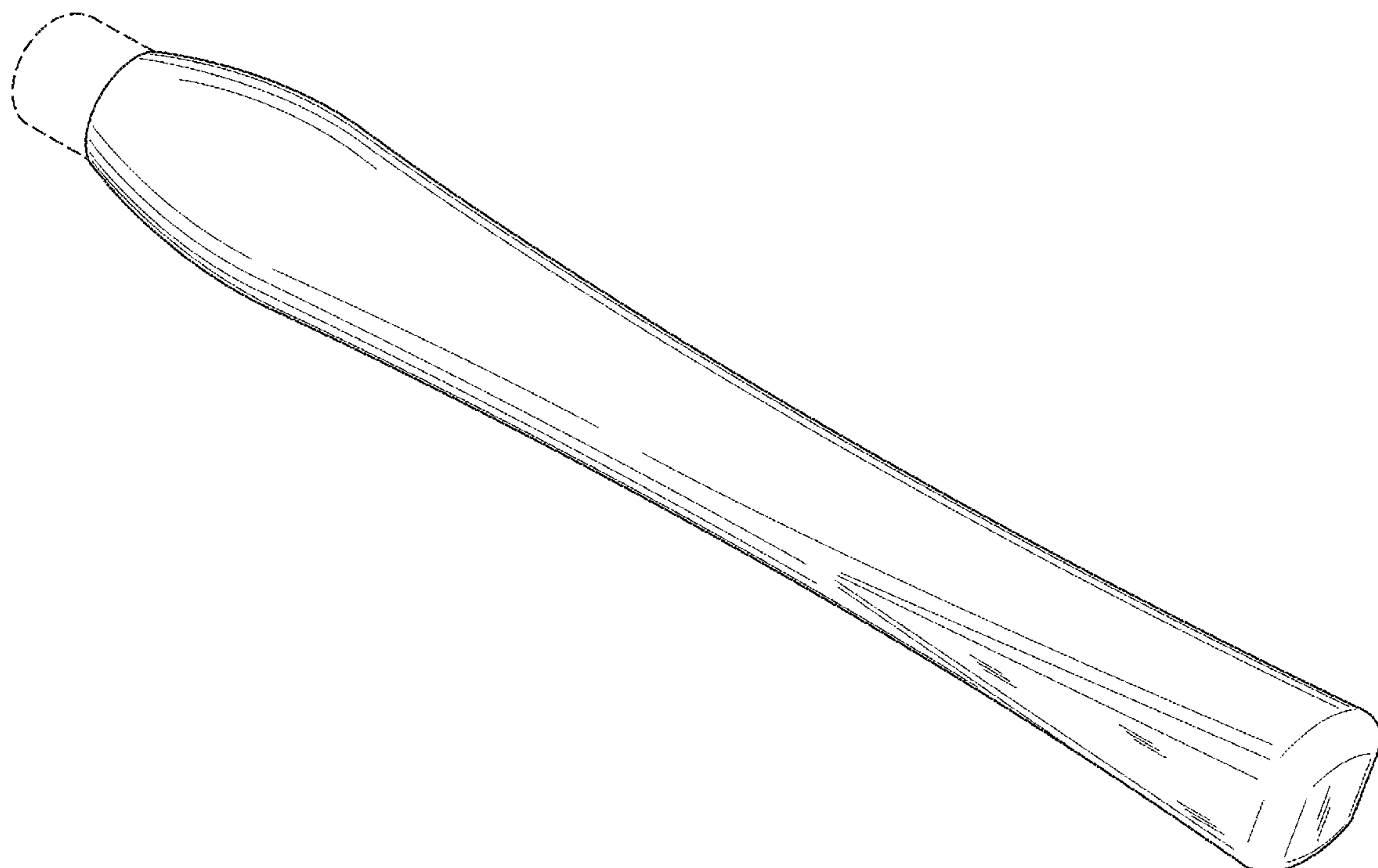
The broken line showing various features is for the purpose of illustrating unclaimed portions of the woodturning tool handle and forms no part of the claimed design.

1 Claim, 2 Drawing Sheets

(56) **References Cited**

U.S. PATENT DOCUMENTS

4,418,732 A *	12/1983	Kolonia	B25G 1/10
				16/436
D278,953 S *	5/1985	Smith	D4/138



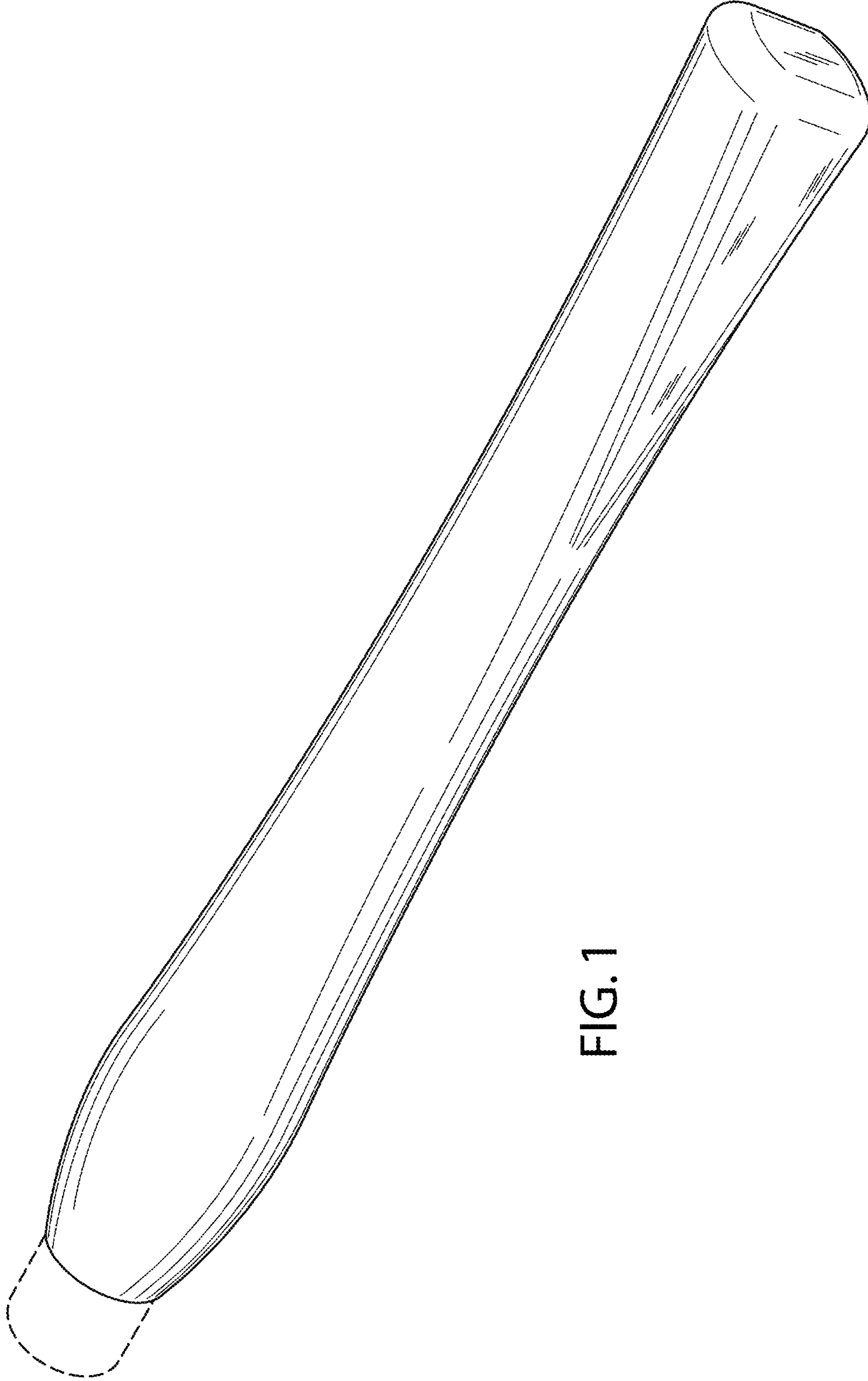


FIG. 1

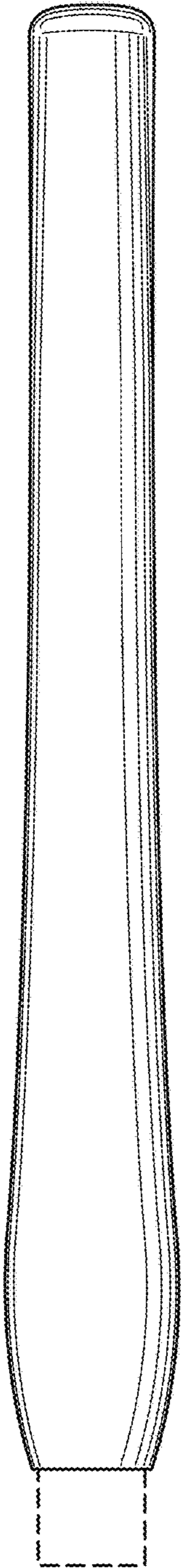


FIG. 2




FIG. 3




FIG. 4

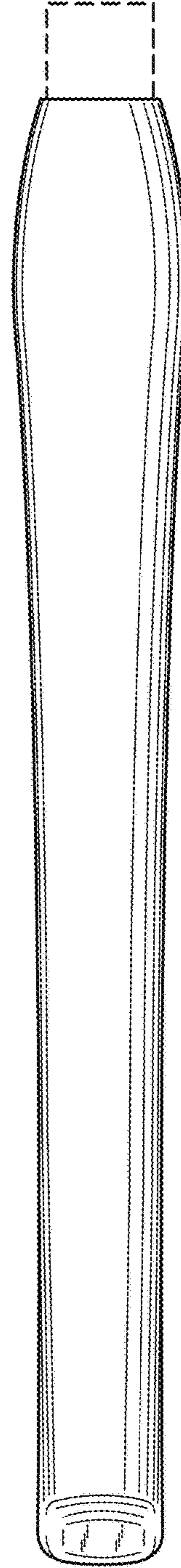


FIG. 5

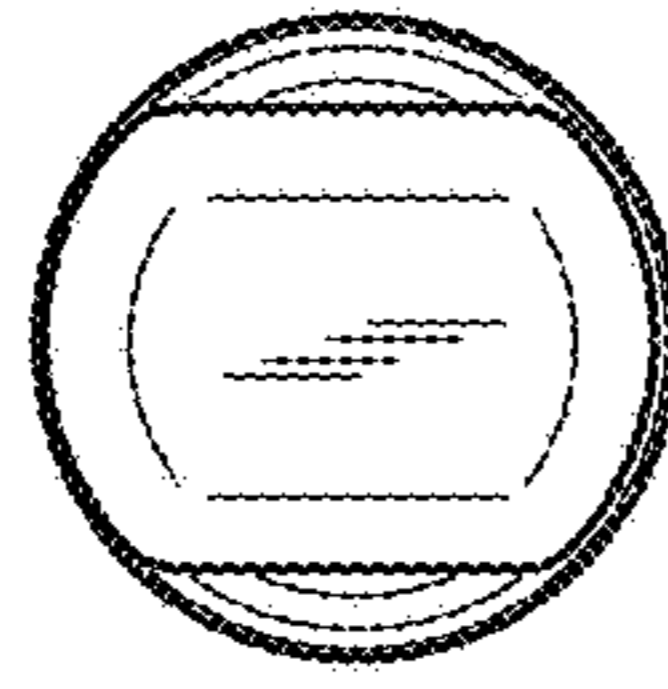


FIG. 6

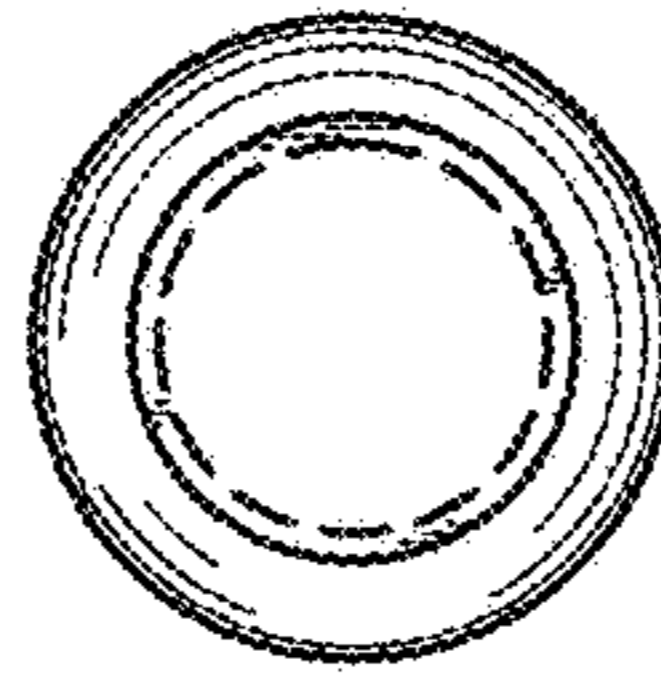


FIG. 7