



US00D803641S

(12) **United States Design Patent**
Chen

(10) **Patent No.:** **US D803,641 S**

(45) **Date of Patent:** **** Nov. 28, 2017**

(54) **CUTTING BOARD**

(71) Applicant: **TAIZHOU HUANGYAN
HENGLONG ARTS & CRAFTS CO.,
LTD.**, Taizhou (CN)

(72) Inventor: **Neng Chen**, Taizhou (CN)

(**) Term: **15 Years**

(21) Appl. No.: **29/584,251**

(22) Filed: **Nov. 14, 2016**

(51) **LOC (10) Cl.** **07-04**

(52) **U.S. Cl.**
USPC **D7/698**

(58) **Field of Classification Search**
USPC D6/583; D7/354, 388, 543, 549, 550.1,
D7/586, 698-699; D19/37; D32/55-57
CPC A47J 47/00; A47J 47/005; A47J 47/20;
B26D 7/0006; B26D 7/015; B26D 7/018;
B26D 7/20; B23D 21/00; B23K 37/04;
B23K 37/053; B23Q 16/001; B43L 7/005
See application file for complete search history.

(56) **References Cited**

U.S. PATENT DOCUMENTS

D158,838 S * 6/1950 Caldwell D6/583
4,116,426 A * 9/1978 Kessler B26D 7/20
269/307
D258,036 S * 1/1981 Sabin D7/698

5,386,654 A * 2/1995 Kroenke B26D 7/015
223/69
D370,602 S * 6/1996 Kegley D7/698
5,860,641 A * 1/1999 Heath A47J 47/005
269/289 R
D508,368 S * 8/2005 Lion D7/388
D549,531 S * 8/2007 Kishbaugh D7/698
D571,608 S * 6/2008 Yeung D7/388
D675,259 S * 1/2013 Chang D19/37
D684,438 S * 6/2013 Joseph D7/698
D732,876 S * 6/2015 Lagsdin D7/354
2009/0158602 A1 * 6/2009 Lockyer B43L 7/005
33/1 B

* cited by examiner

Primary Examiner — Ricky Pham

(74) *Attorney, Agent, or Firm* — Wayne & Ken, LLC;
Tony Hom

(57) **CLAIM**

The ornamental design for cutting board, as shown and described.

DESCRIPTION

FIG. 1 is a perspective view showing a cutting board of my design;

FIG. 2 is a top plan view showing my design;

FIG. 3 is bottom plan view showing my design;


FIG. 4 is a left side view showing my design;

FIG. 5 is a right plan view showing my design;

FIG. 6 is a front plan view showing my design; and,

FIG. 7 is a back plan view showing my design.

1 Claim, 7 Drawing Sheets






FIG. 1




FIG. 2



FIG. 3

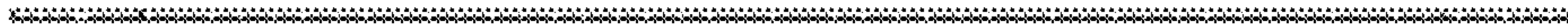


FIG. 4




FIG. 5



FIG. 6

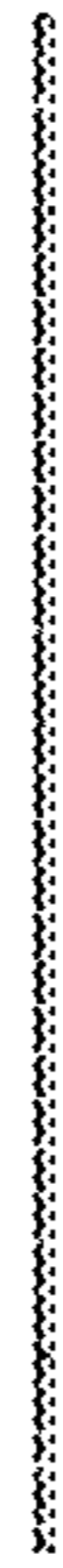


FIG. 7