



US00D803628S

(12) **United States Design Patent**  
**Kim et al.**

(10) **Patent No.:** **US D803,628 S**

(45) **Date of Patent:** **\*\* Nov. 28, 2017**

(54) **SALT AND PEPPER SHAKER**

(71) Applicants: **Sunny Kim**, Astoria, NY (US); **Martin Mutch**, New York, NY (US)

(72) Inventors: **Sunny Kim**, Astoria, NY (US); **Martin Mutch**, New York, NY (US)

(73) Assignee: **HELEN OF TROY LIMITED**, St. Michael (BB)

(\*\*) Term: **15 Years**

(21) Appl. No.: **29/581,095**

(22) Filed: **Oct. 16, 2016**

(51) **LOC (10) Cl.** ..... **07-06**

(52) **U.S. Cl.**  
USPC ..... **D7/596**

(58) **Field of Classification Search**  
USPC ..... D7/596, 372, 373, 401.1, 590-595,  
D7/597-600, 679; D9/455, 549, 559,  
D9/574, 575, 447; 206/562-564;  
211/74, 77, 78; 222/142.1-142.9, 452,  
222/480-482, 483-486, 487-489;  
241/168, 169, 169.1, 273.1-273.4  
CPC ..... A47G 19/24; A47G 19/34; A47J 42/42;  
B65D 55/165

See application file for complete search history.

(56) **References Cited**

U.S. PATENT DOCUMENTS

|              |        |                   |        |
|--------------|--------|-------------------|--------|
| D408,688 S * | 4/1999 | Fabry .....       | D7/597 |
| D428,772 S * | 8/2000 | Kibbe .....       | D7/596 |
| D457,379 S * | 5/2002 | Jorgensen .....   | D7/373 |
| D588,872 S * | 3/2009 | Gospodarski ..... | D7/591 |

\* cited by examiner

*Primary Examiner* — Wan Laymon  
*Assistant Examiner* — Mark Booker

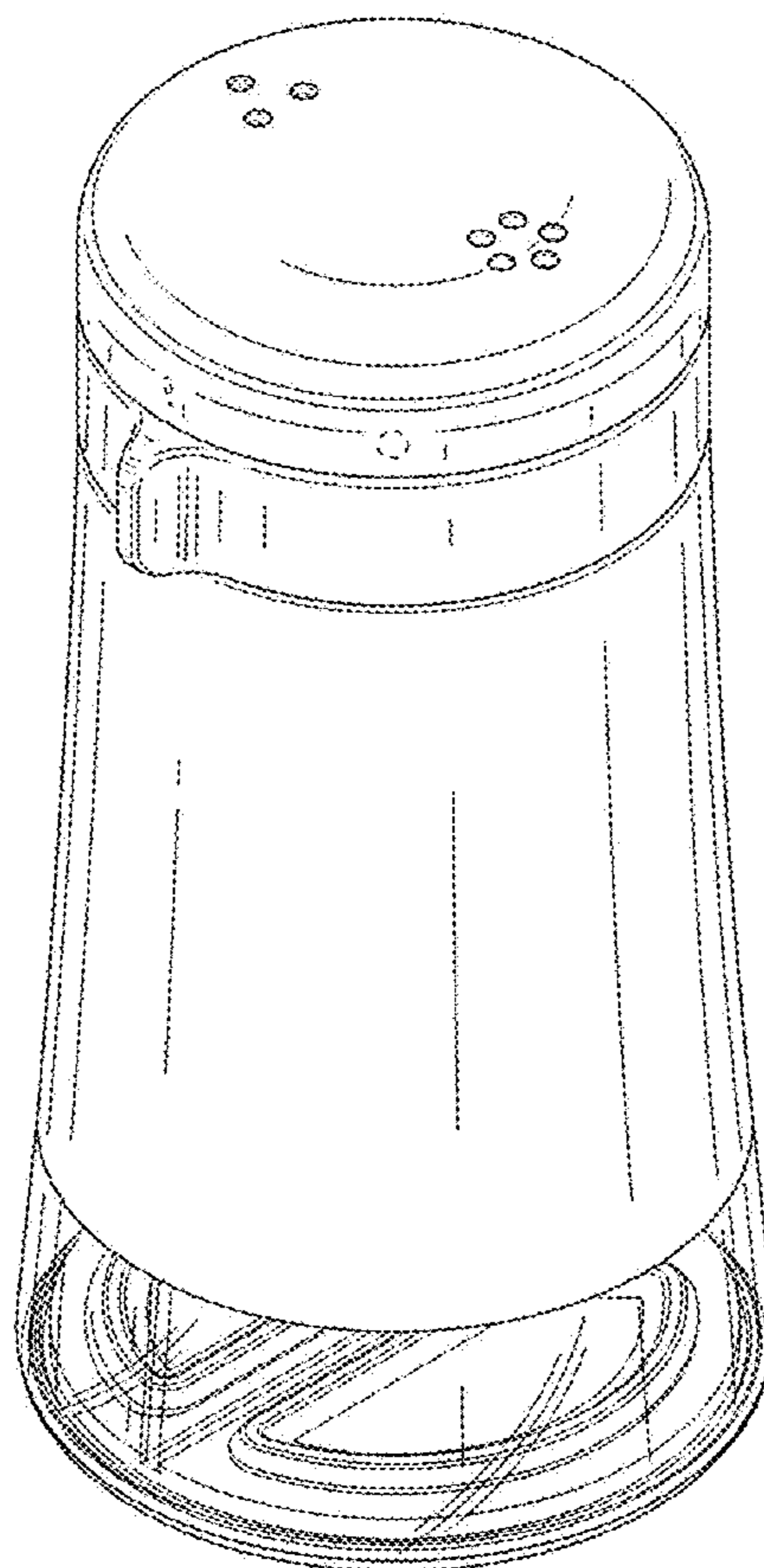
(57) **CLAIM**

The ornamental design for a salt and pepper shaker, as shown and described.

**DESCRIPTION**

FIG. 1 is a perspective view of the salt and pepper shaker; FIG. 2 is a front view of the salt and pepper shaker; FIG. 3 is rear view of the salt and pepper shaker; FIG. 4 is a side view of the salt and pepper shaker; FIG. 5 is a top view of the salt and pepper shaker; and, FIG. 6 is a bottom view of the salt and pepper shaker. The broken lines illustrate the mill size markings of the salt and pepper shaker and form no part of the claimed design.

**1 Claim, 6 Drawing Sheets**






Figure 1

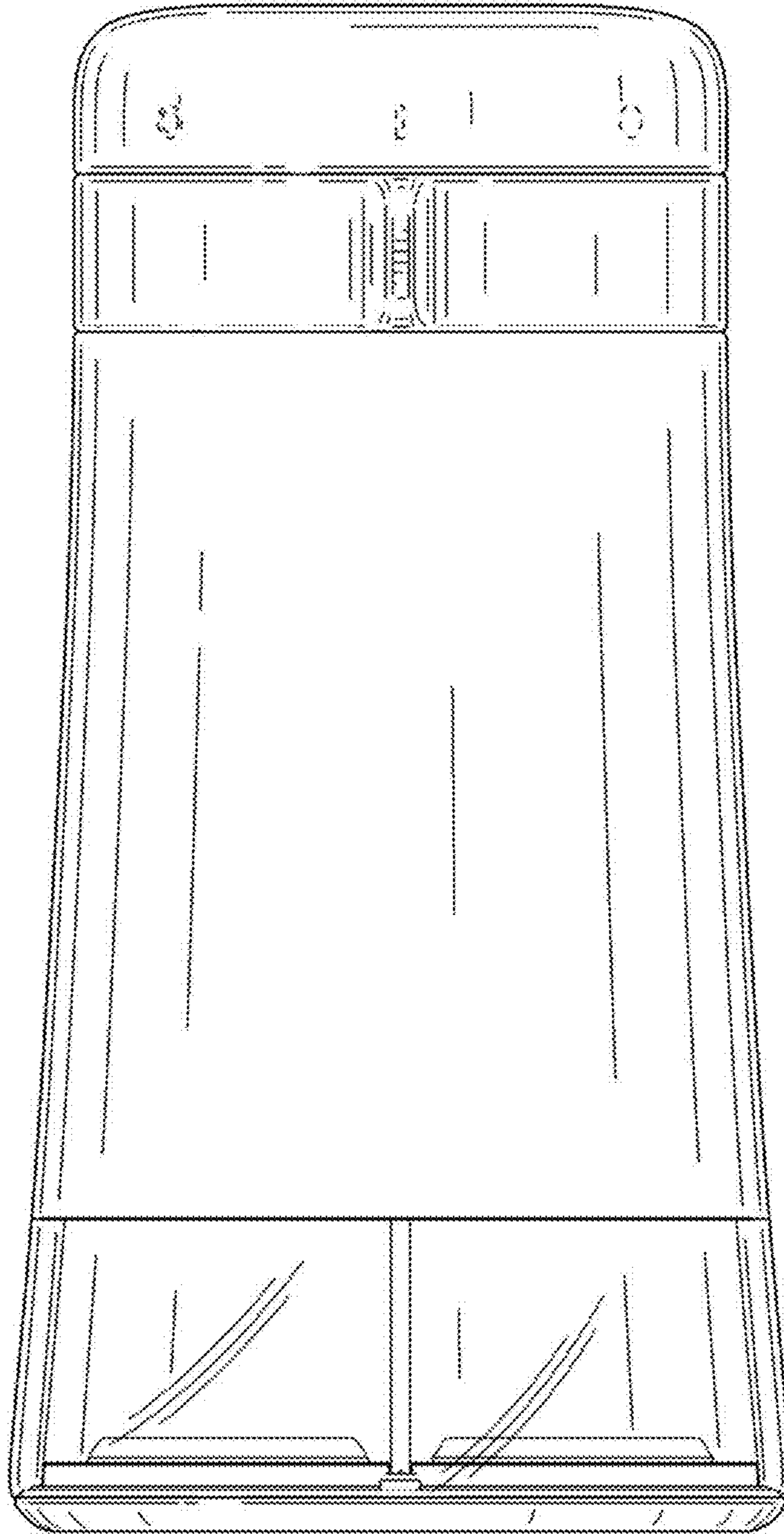


Figure 2

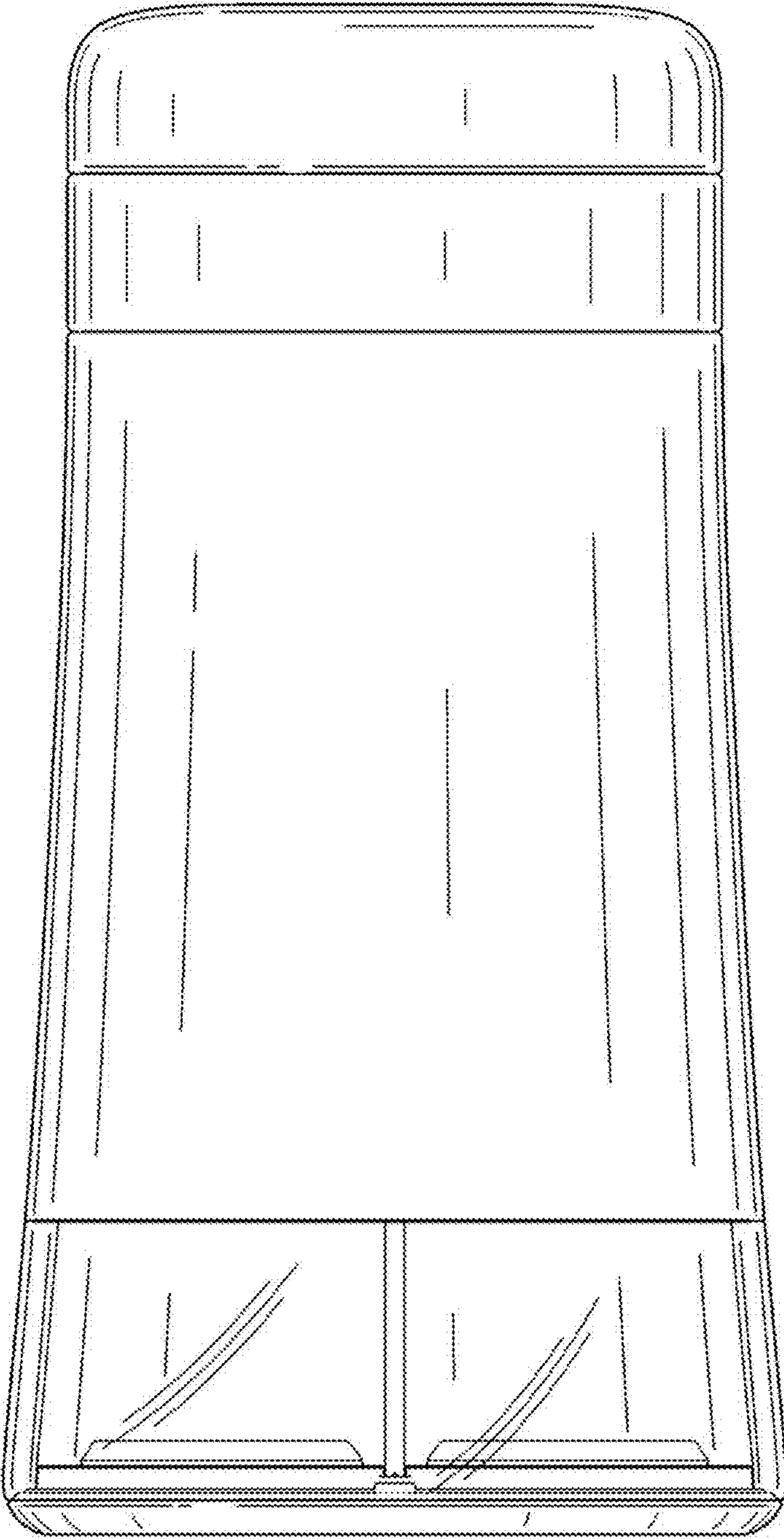


Figure 3

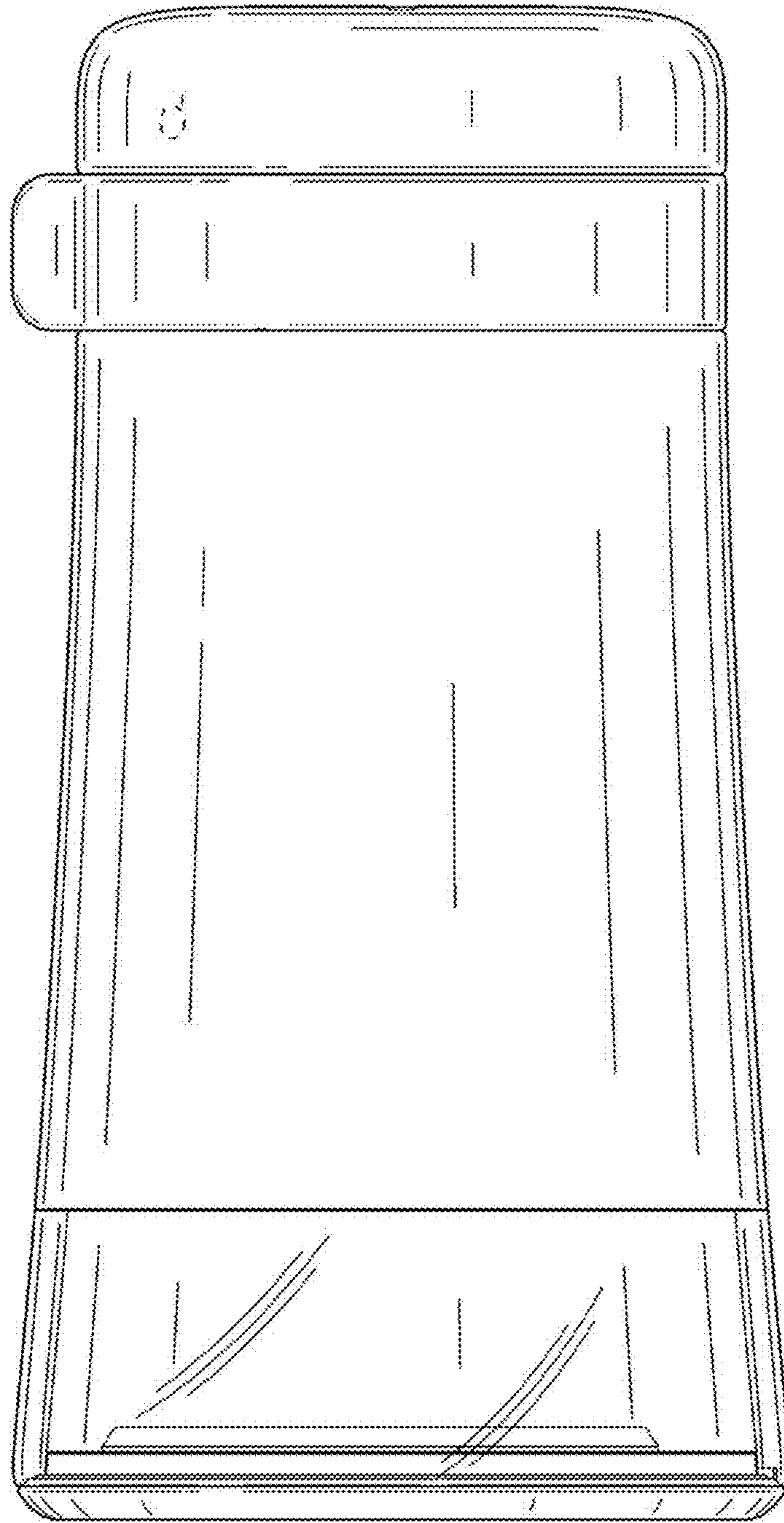


Figure 4

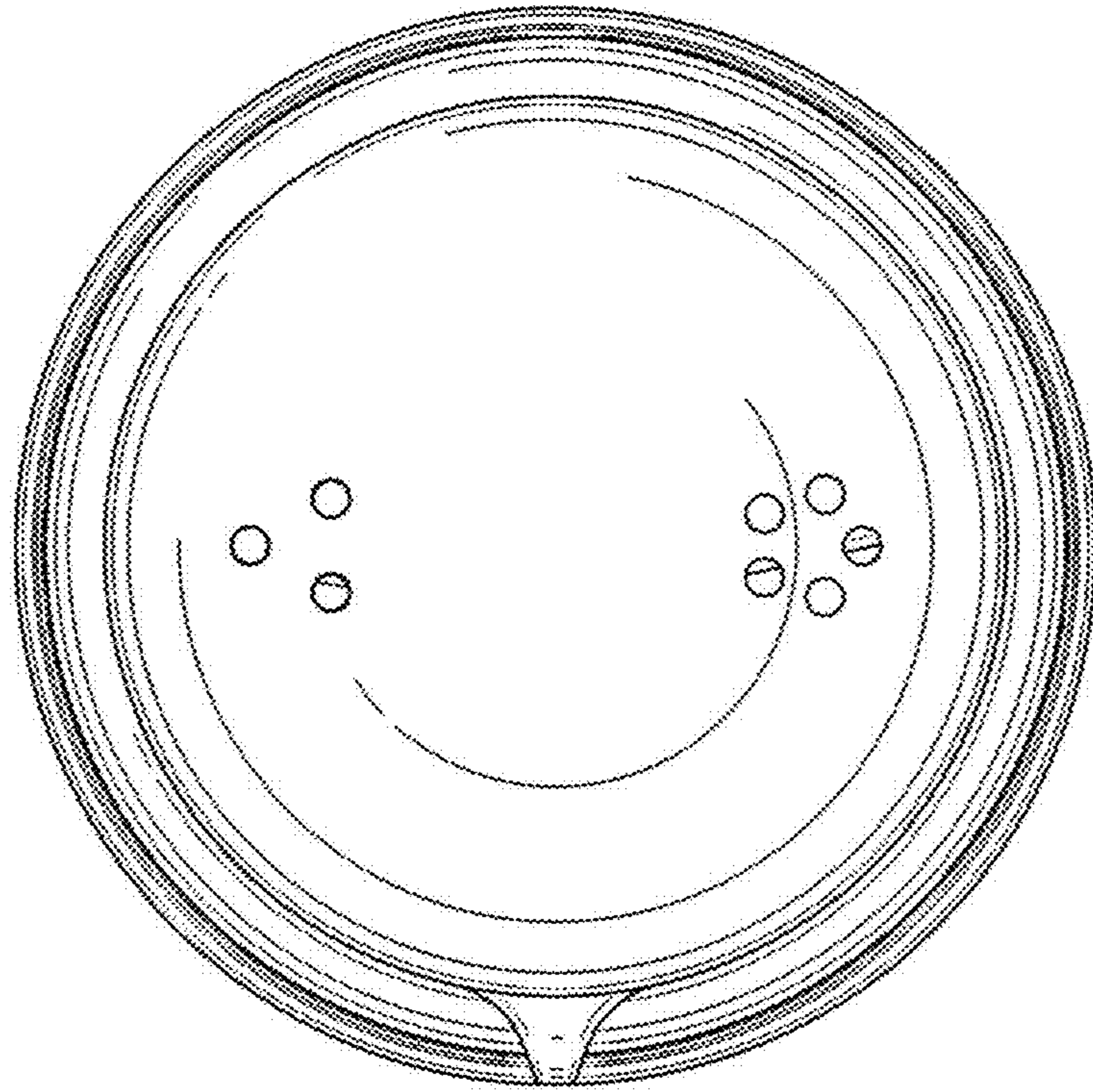


Figure 5




Figure 6