



US00D803601S

(12) **United States Design Patent** (10) **Patent No.:** **US D803,601 S**
Schalk et al. (45) **Date of Patent:** **** Nov. 28, 2017**

(54) **PRIVACY SCREEN ASSEMBLY**
(71) Applicant: **Haworth, Inc.**, Holland, MI (US)
(72) Inventors: **Charles Schalk**, Wyoming, MI (US);
Steffen Lipsky, Holland, MI (US)
(73) Assignee: **Haworth, Inc.**, Holland, MI (US)
(**) Term: **15 Years**
(21) Appl. No.: **29/569,976**
(22) Filed: **Jul. 1, 2016**

D596,876 S * 7/2009 Oshinomi D6/644
D651,416 S * 1/2012 Martin D6/332
D653,058 S * 1/2012 Roberts D6/643
D653,862 S * 2/2012 Hairston D6/332
D732,866 S * 6/2015 Terwelp A47B 13/00
D6/702
D757,303 S * 5/2016 Migeon D25/119
D761,972 S * 7/2016 Kahlig D25/138
D779,237 S * 2/2017 Schalk D6/643.1
2014/0158024 A1 * 6/2014 Henriott A47B 13/00
108/27
2016/0007745 A1 * 1/2016 Parshad A47B 17/00
108/27

(Continued)

Related U.S. Application Data

(62) Division of application No. 29/530,176, filed on Jun. 15, 2015, now Pat. No. Des. 779,237.
(51) **LOC (10) Cl.** **06-01**
(52) **U.S. Cl.**
USPC **D6/643.1**
(58) **Field of Classification Search**
USPC D6/332, 643, 643.1, 644, 714; D25/48.8,
D25/58, 138; 108/27, 60; 160/135, 181,
160/351; 312/196, 258, 265.4
CPC A47G 5/00; A47B 17/00; A47B 17/06;
A47B 2220/0038; Y10T 16/525; Y10T
16/55963
See application file for complete search history.

References Cited

U.S. PATENT DOCUMENTS

3,027,214 A * 3/1962 Curatolo A47B 17/00
312/140.4
4,634,216 A * 1/1987 Calevo G02B 6/3802
385/59
5,890,782 A * 4/1999 Alberts A47B 17/00
108/27
6,775,953 B2 * 8/2004 Burken 52/238.1
D525,410 S * 7/2006 Colley D99/43
D560,072 S * 1/2008 Willis D6/332

OTHER PUBLICATIONS

<http://www.haworth.com/products/workspaces/accessories/active-components> Retrieved Jul. 13, 2017.*

Primary Examiner — Susan Bennett Hattan
Assistant Examiner — Leanne Was-Englehart
(74) *Attorney, Agent, or Firm* — Warner Norcross & Judd LLP

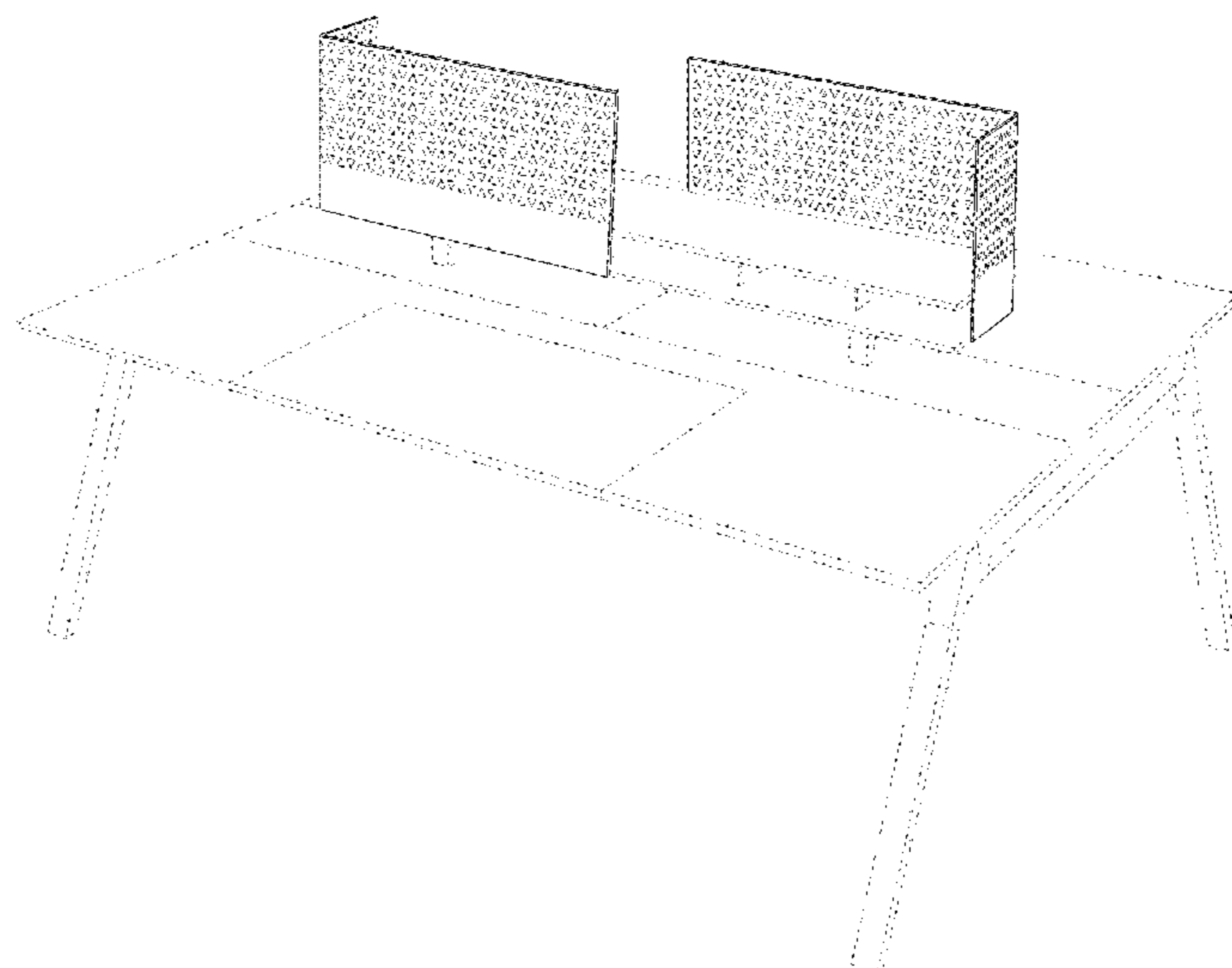
(57) **CLAIM**

The ornamental design for privacy screen assembly, as shown and described.

DESCRIPTION

FIG. 1 is a perspective view of the privacy screen assembly embodying the new design;
FIG. 2 is a front view thereof;
FIG. 3 is a rear view thereof;
FIG. 4 is a right side view, the left side view being a mirror image thereof; and,
FIG. 5 is a top view thereof.
The portions shown in phantom lines in FIGS. 1-5 are shown for environmental purposes only and form no part of the claimed design.

1 Claim, 4 Drawing Sheets



(56)

References Cited

U.S. PATENT DOCUMENTS

2016/0095433 A1* 4/2016 Cho A47B 83/001
108/23
2016/0245005 A1* 8/2016 Tsuchiyama E04B 2/7409

* cited by examiner

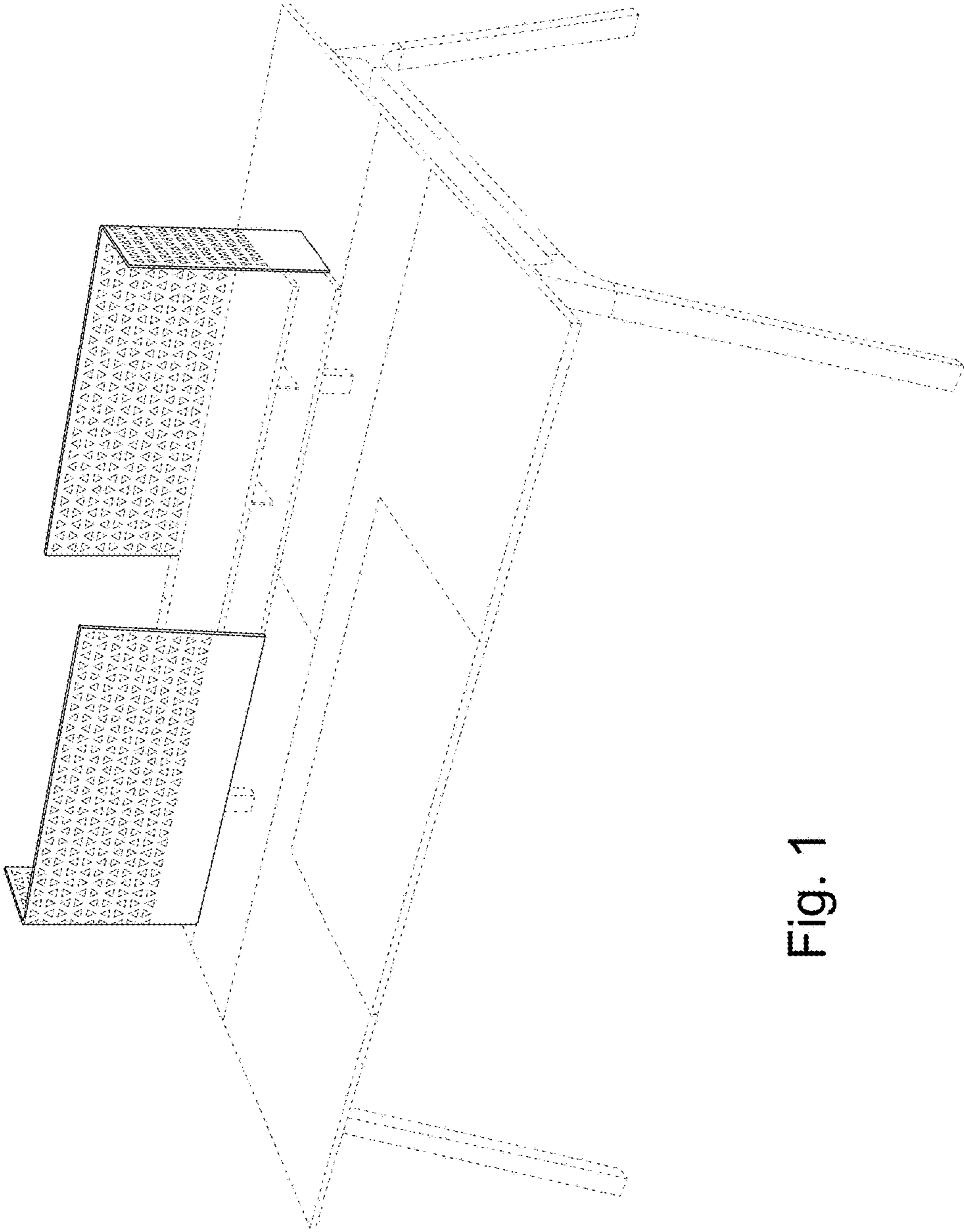


Fig. 1




Fig. 2




Fig. 3

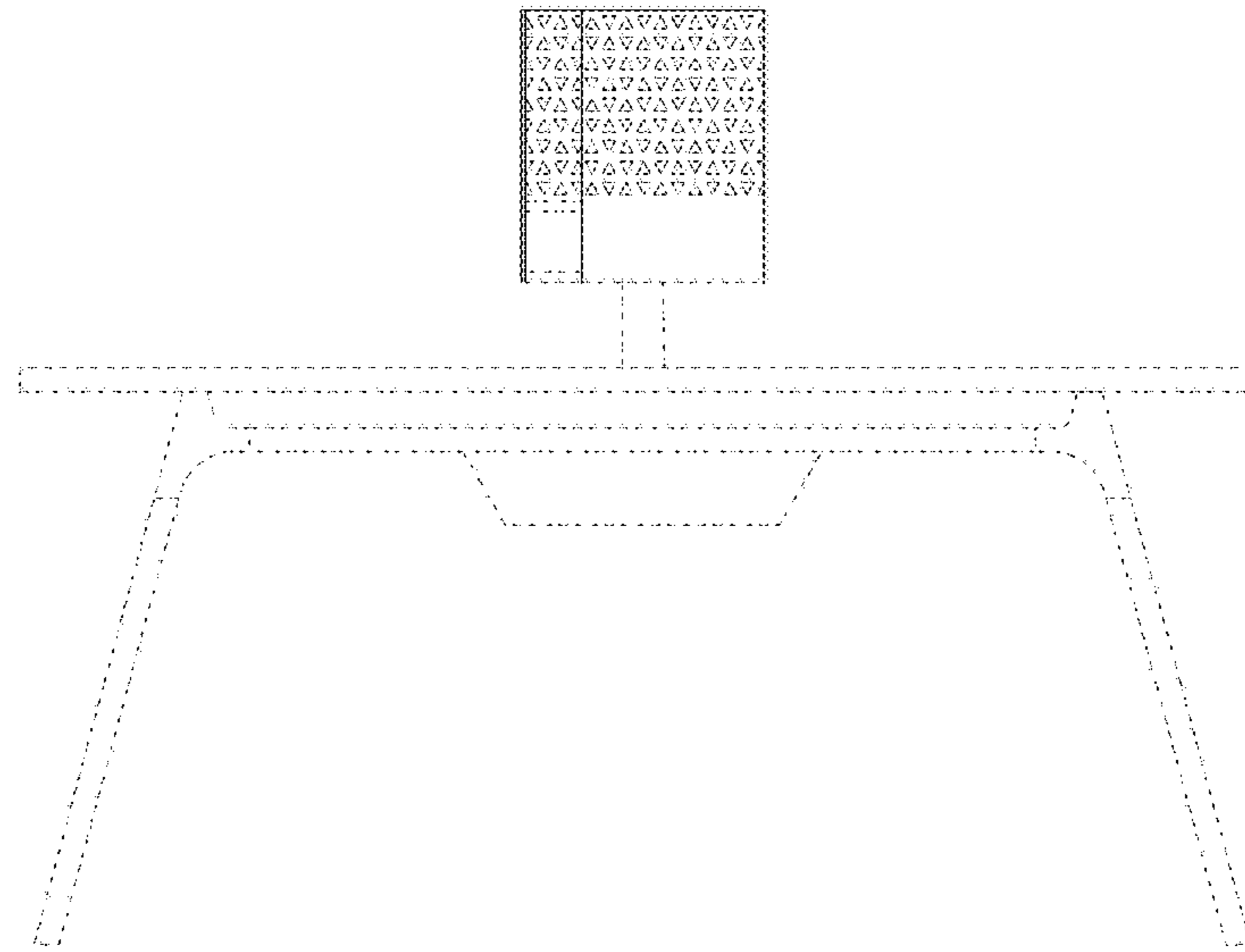


Fig. 4

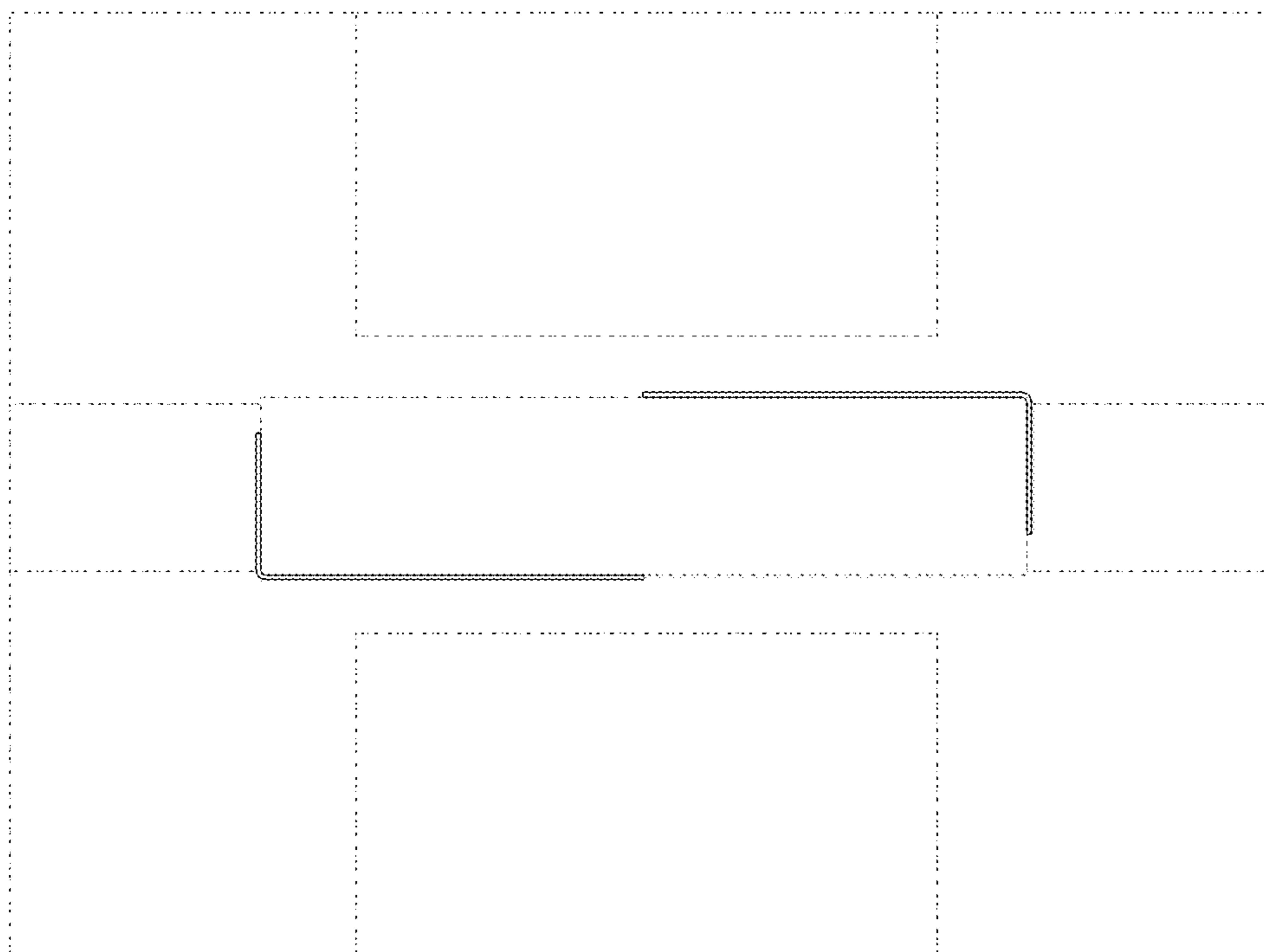


Fig. 5