



US00D803599S

(12) **United States Design Patent** (10) **Patent No.:** **US D803,599 S**
Bottomley (45) **Date of Patent:** **** Nov. 28, 2017**

(54) **ARROW CONTAINER**

(71) Applicant: **Timothy James Bottomley**, Avery, CA (US)

(72) Inventor: **Timothy James Bottomley**, Avery, CA (US)

(**) Term: **14 Years**

(21) Appl. No.: **29/507,702**

(22) Filed: **Oct. 30, 2014**

(51) **LOC (10) Cl.** **08-08**

(52) **U.S. Cl.**

USPC **D6/552**

(58) **Field of Classification Search**

USPC D6/552, 329, 396, 417, 553, 567;
D21/385, 662, 698, 571, 707, 715;
211/13.1, 49.1, 60.1; D22/107

CPC B65D 1/06; B65D 71/10; B65D 71/36
See application file for complete search history.

(56) **References Cited**

U.S. PATENT DOCUMENTS

D363,850 S	*	11/1995	Towler	D6/552
D604,077 S	*	11/2009	Cardenas	D6/552
D618,024 S	*	6/2010	Knockel	D6/552
D618,025 S	*	6/2010	Knockel	D6/552
D624,342 S	*	9/2010	Coneal	D6/552
D687,247 S	*	8/2013	Meeks	D6/552
D717,387 S	*	11/2014	Wright	D22/107
D717,388 S	*	11/2014	Wright, III	D22/107

* cited by examiner

Primary Examiner — Wan Laymon

Assistant Examiner — Mark Booker

(74) *Attorney, Agent, or Firm* — Invention To Patent Services; Alex Hobson

(57) **CLAIM**

The ornamental design for an arrow container, as shown and described.

DESCRIPTION

FIG. 1 is a perspective view of the arrow container with the top cap in an open configuration and the retractable legs in an extended configuration;

FIG. 2 is a side perspective view of the arrow container with the top cap in an open configuration and the legs in an extended configuration;

FIG. 3 is a perspective view of the arrow container with the top cap in a closed configuration and the legs in an extended configuration;

FIG. 4 is a perspective view of the arrow container having a carrying strap configured along cylindrical reservoir;

FIG. 5 is a side view of the arrow container with the retractable legs in a retraced configuration; and,

FIG. 6 is a top-down view of the arrow container with the top cap in an open configuration and the retractable legs in an extended configuration.

The broken line showing in the figures is included for the purpose of illustrating portions of the arrow container and forms no part of the claimed design.

1 Claim, 6 Drawing Sheets






FIG. 1

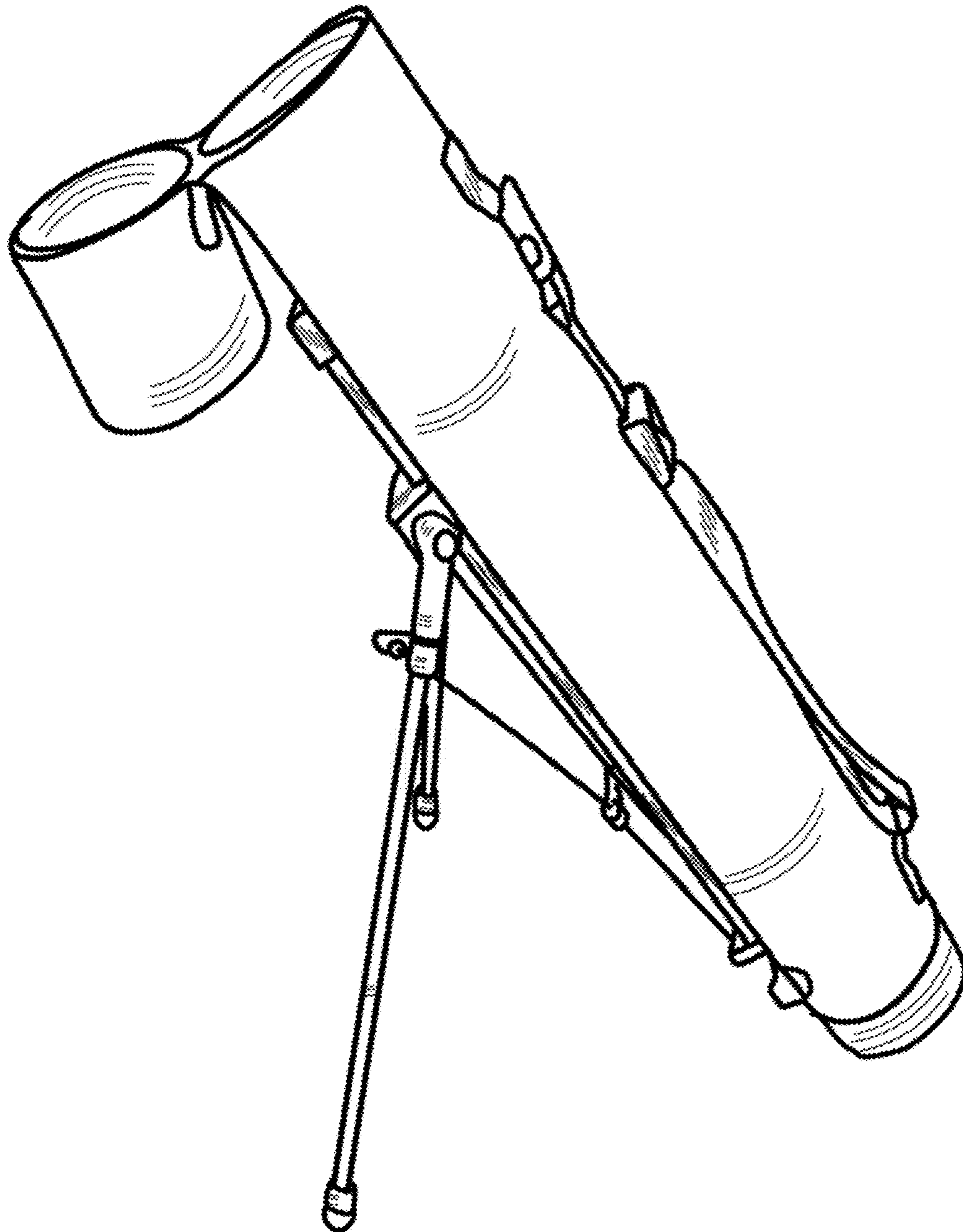


FIG. 2

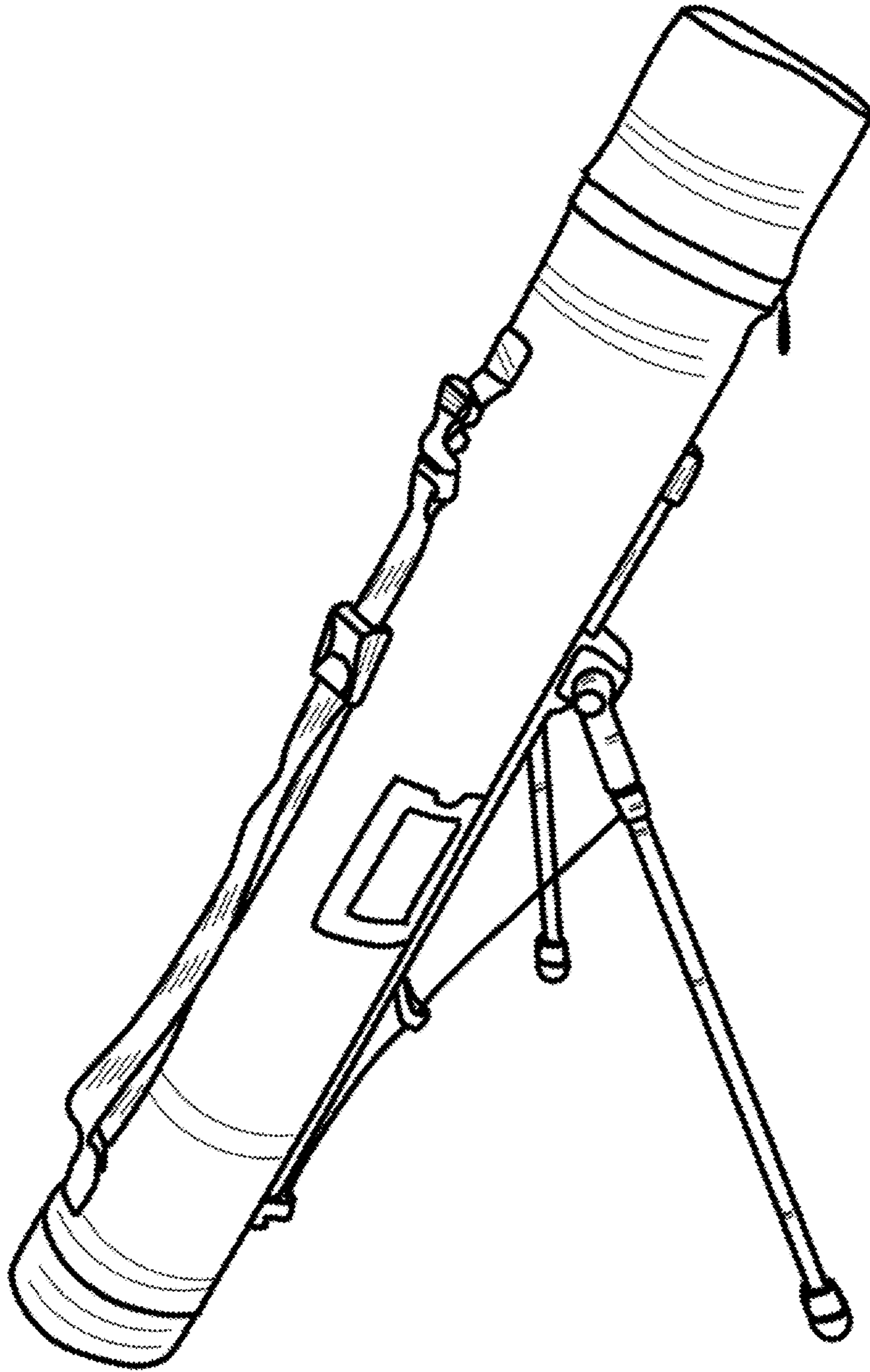


FIG. 3

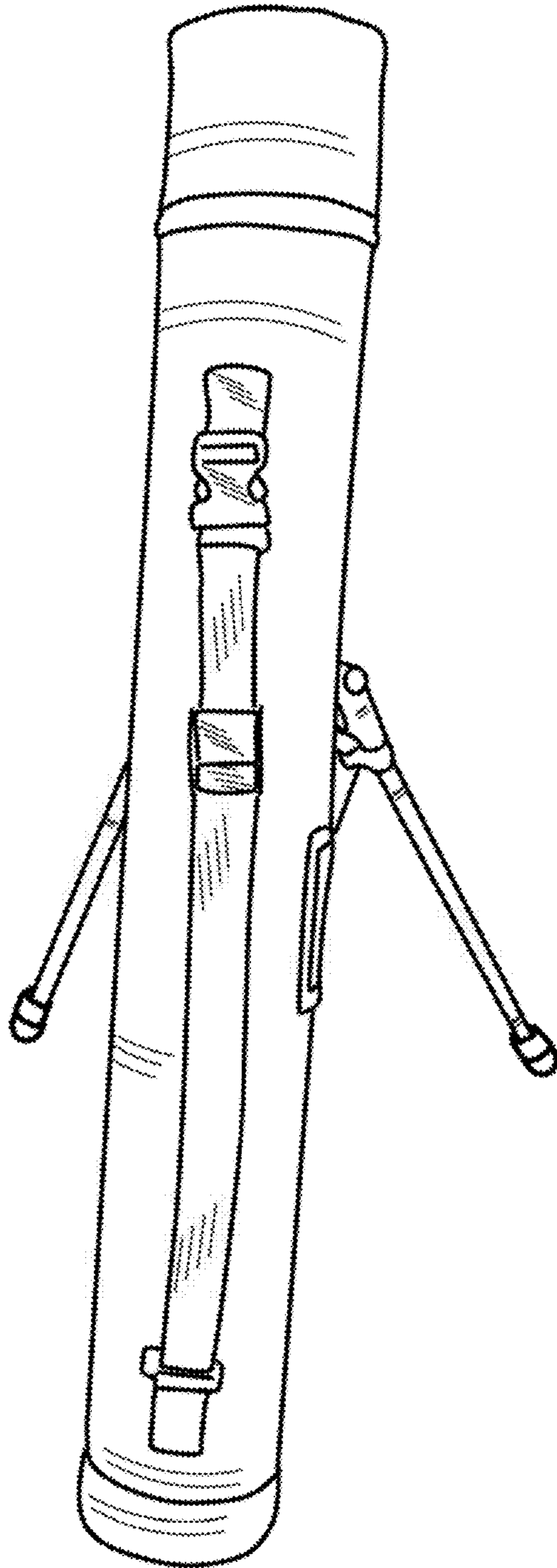


FIG. 4

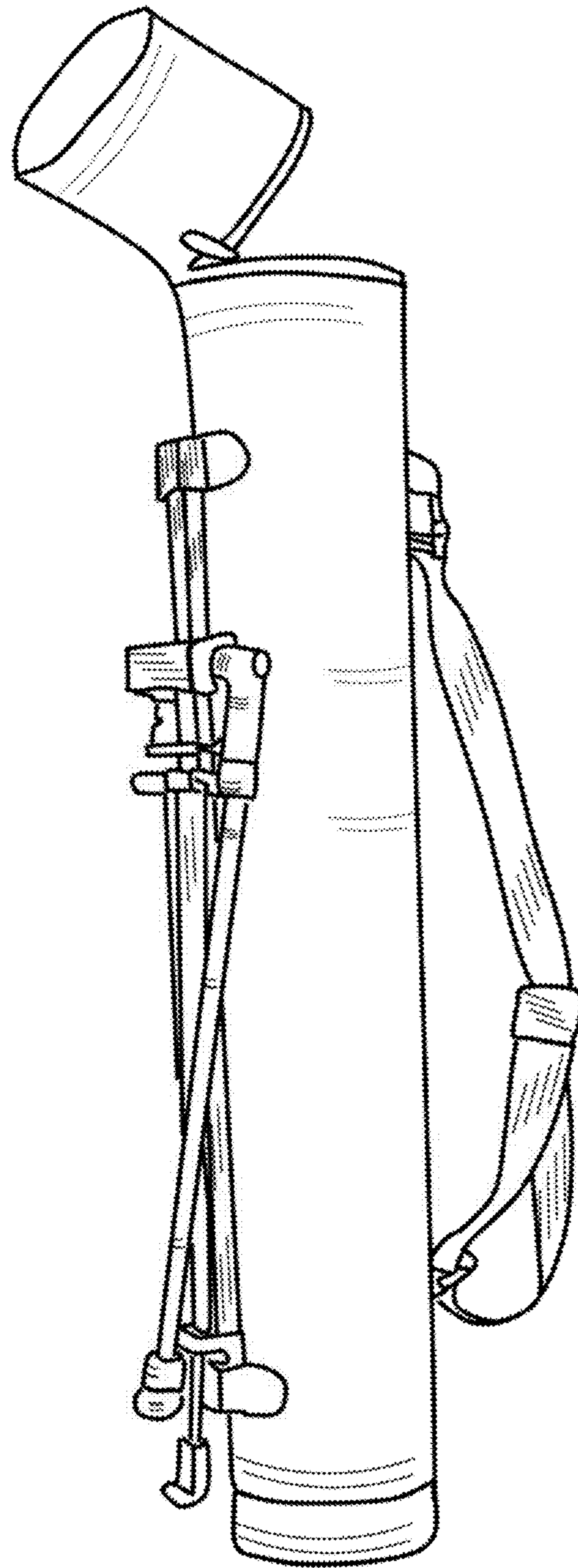


FIG. 5




FIG. 6