



US00D803591S

(12) **United States Design Patent** (10) **Patent No.:** **US D803,591 S**
Idenburg et al. (45) **Date of Patent:** **** Nov. 28, 2017**

(54) **OTTOMAN**
(71) Applicant: **Knoll, Inc.**, East Greenville, PA (US)
(72) Inventors: **Florian Idenburg**, Brooklyn, NY (US);
Jing Liu, Brooklyn, NY (US); **Ilias Papageorgiou**, Brooklyn, NY (US)
(73) Assignee: **Knoll, Inc.**, East Greenville, PA (US)

D735,822 S * 8/2015 Weck D21/686
D748,403 S * 2/2016 Walser D6/352
D751,308 S * 3/2016 Andersson D6/352
D764,187 S * 8/2016 Herrmann D6/349
D767,290 S * 9/2016 Walser D6/352
D772,590 S * 11/2016 Itzhak-Sigron D6/352
D776,957 S * 1/2017 Kasher D6/601
2014/0265495 A1* 9/2014 Bay A47C 7/402
297/311

(**) Term: **15 Years**

(21) Appl. No.: **29/566,229**

(22) Filed: **May 27, 2016**

(51) **LOC (10) Cl.** **06-01**

(52) **U.S. Cl.**
USPC **D6/349**

(58) **Field of Classification Search**
USPC D6/334, 349-355, 358, 360-368,
D6/371-374, 403, 405, 601, 604, 657,
D6/675.4, 685, 688.17, 690, 691-691.9,
D6/692-692.6, 693-693.3, 695, 708,
D6/708.15-708.25, 709.11; D25/62-65
CPC A47C 9/00-9/105; A47C 7/00-7/02; A47C
16/00-16/04; A47C 11/00; A47C 3/18;
A47C 3/20; A47C 12/00; A47C 13/00

See application file for complete search history.

(56) **References Cited**

U.S. PATENT DOCUMENTS

D503,553 S * 4/2005 Chiu D6/352
D536,542 S * 2/2007 Chiu D6/352
D546,590 S * 7/2007 Frinier D6/689
D546,907 S * 7/2007 Dykgraaf D21/662
D573,830 S * 7/2008 Kalatsky D6/601

OTHER PUBLICATIONS

Yoga Half Ball Massage Mat. [online] Retrieved Aug. 11, 2017 from
URL: https://www.aliexpress.com/item/Yoga-Half-Ball-Massage-Mat-Trigger-Point-Half-Ball-Body-Muscle-Physical-Fitness-Sport-Gym-Workout/32791924186.html?spm=2114.search0305.4.9.v8o9AU.*

* cited by examiner

Primary Examiner — Vy N Koenig
(74) *Attorney, Agent, or Firm* — Buchanan Ingersoll & Rooney PC

(57) **CLAIM**

The ornamental design for an ottoman, as shown and described.

DESCRIPTION

FIG. 1 is a perspective view of an ottoman showing our new design;

FIG. 2 is a front elevational view thereof;

FIG. 3 is a rear elevational view thereof;

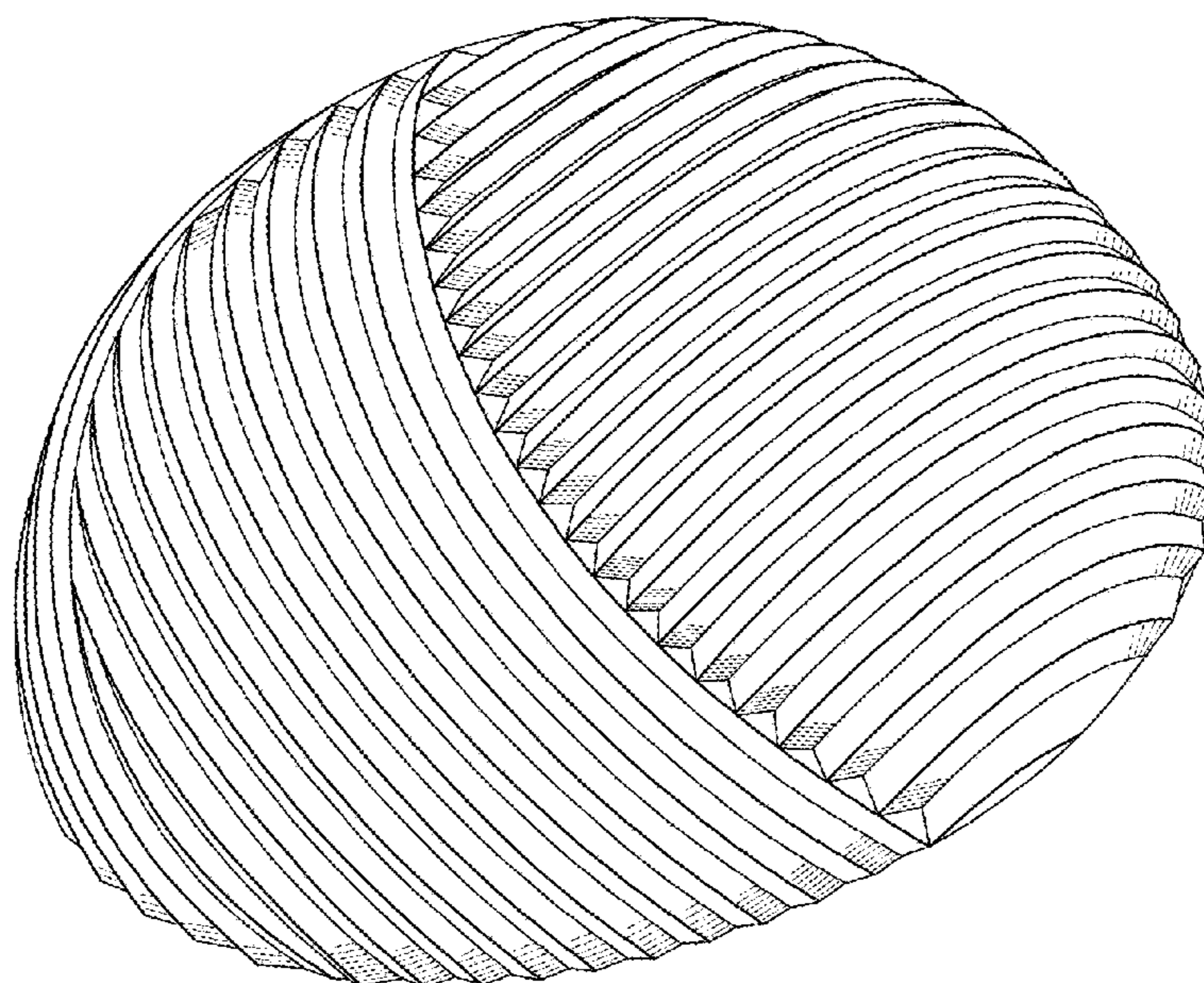
FIG. 4 is a top plan view thereof;

FIG. 5 is a bottom plan view thereof;

FIG. 6 is a left side elevational view thereof; and,

FIG. 7 is a right side elevational view thereof.

1 Claim, 5 Drawing Sheets



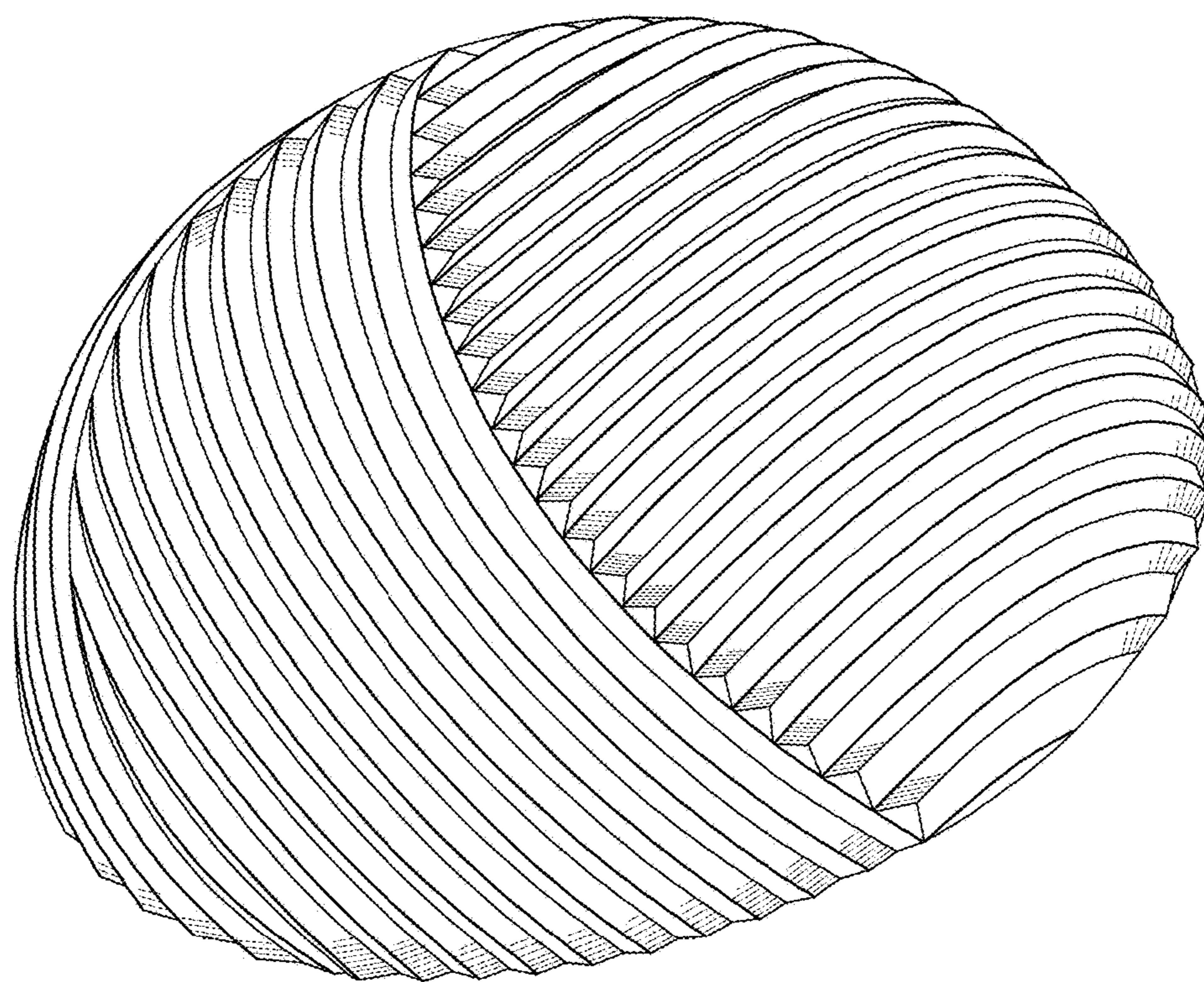


FIG. 1

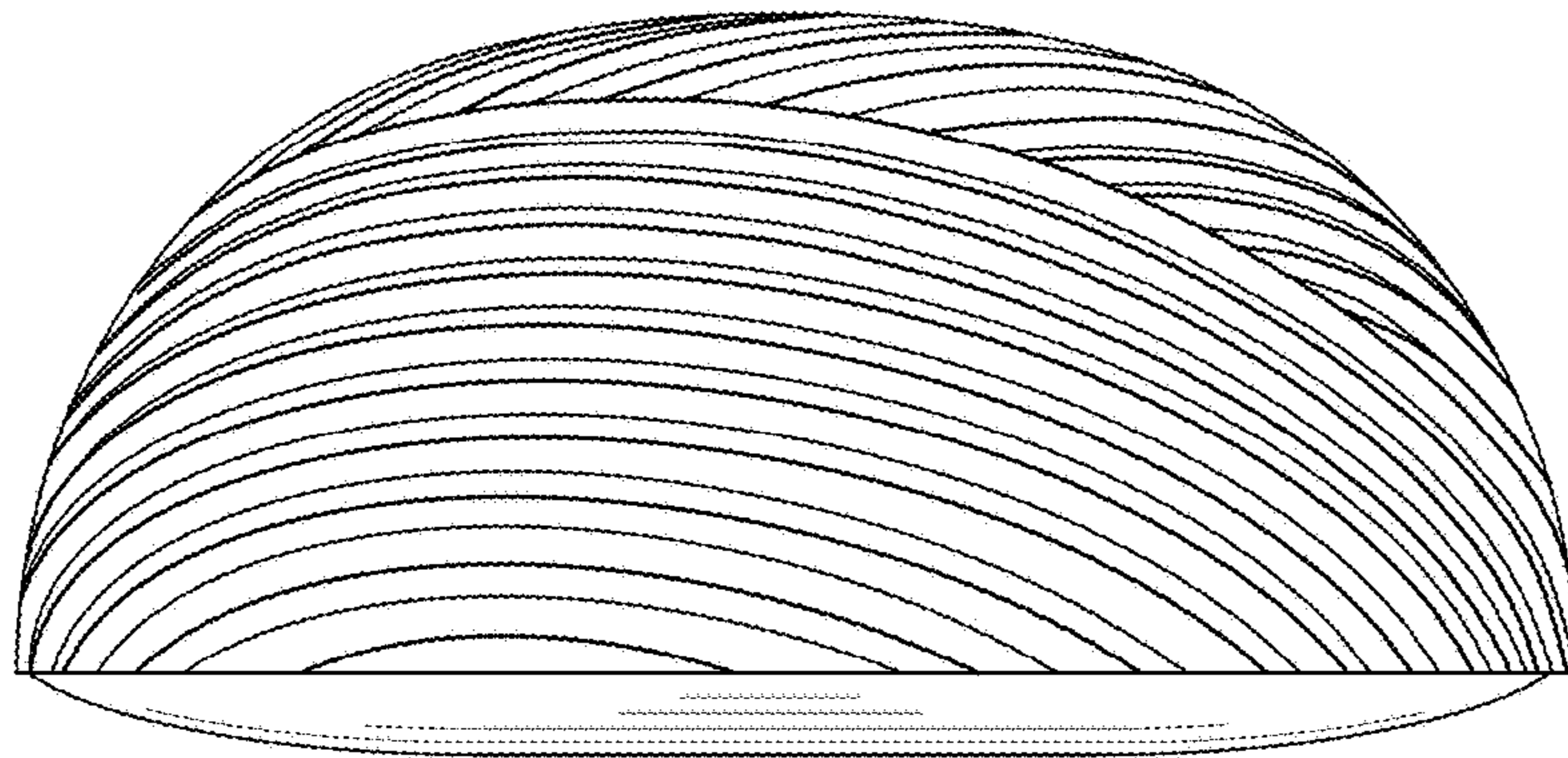


FIG. 2

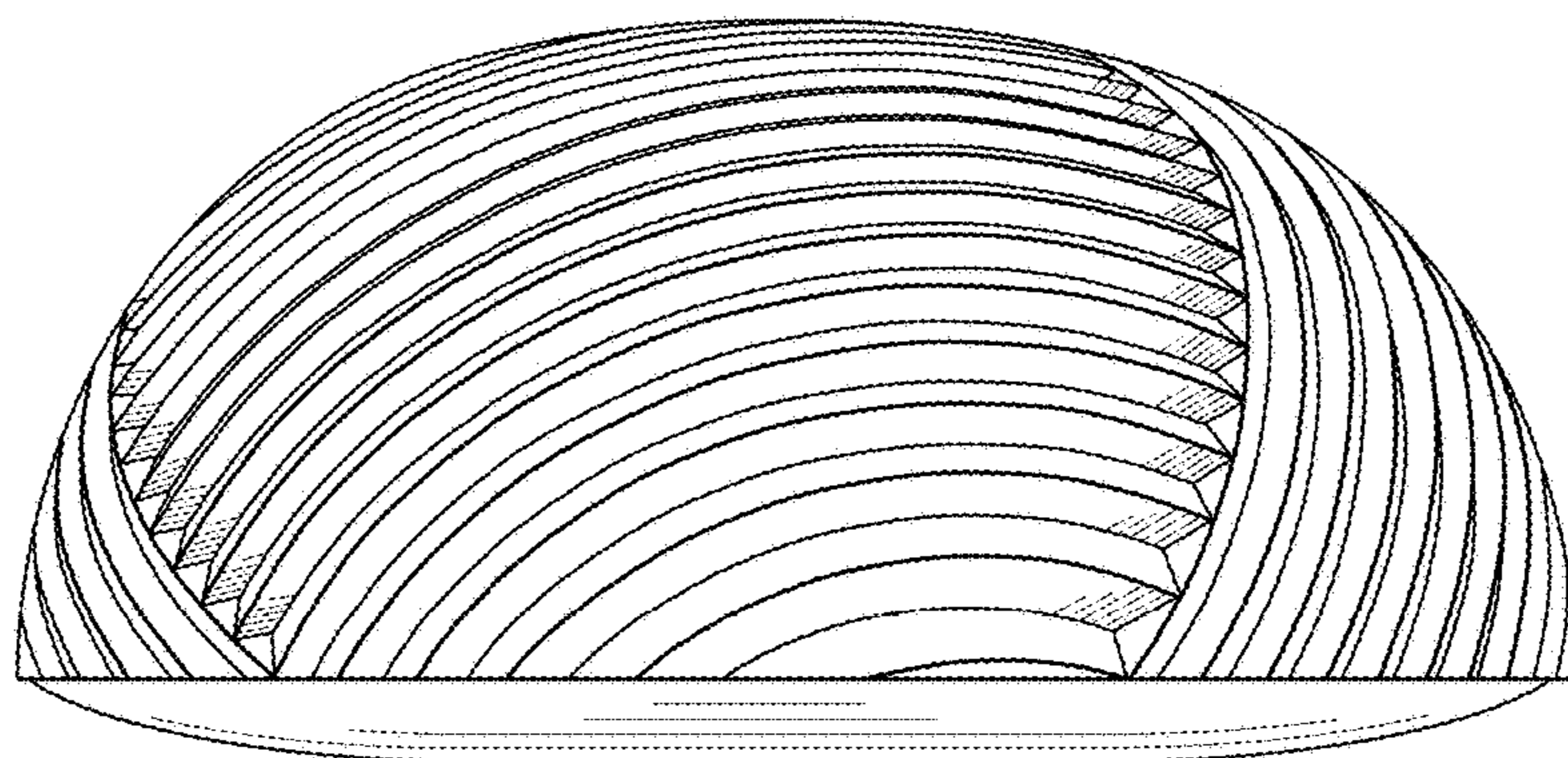


FIG. 3




FIG. 4

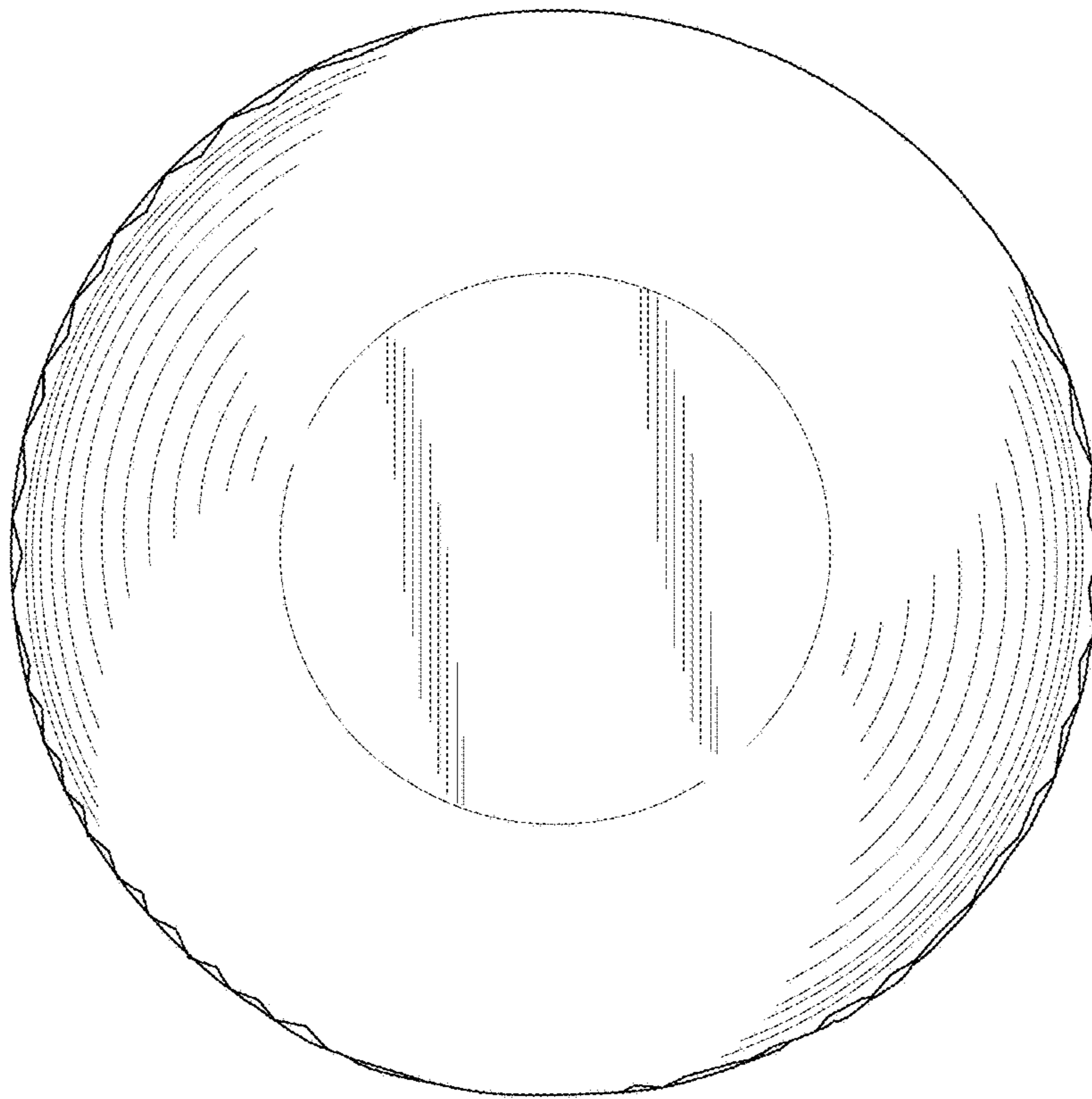


FIG. 5

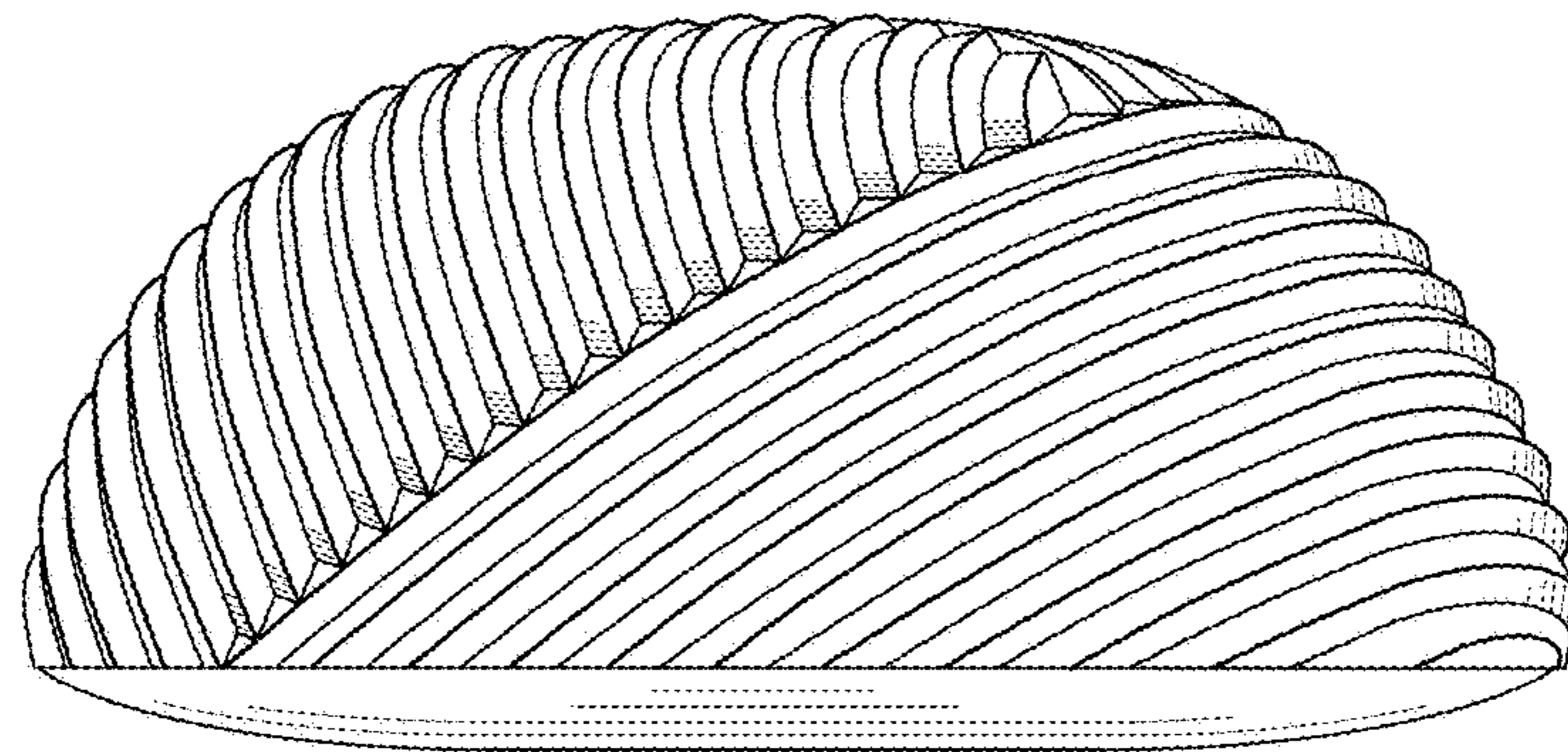


FIG. 6

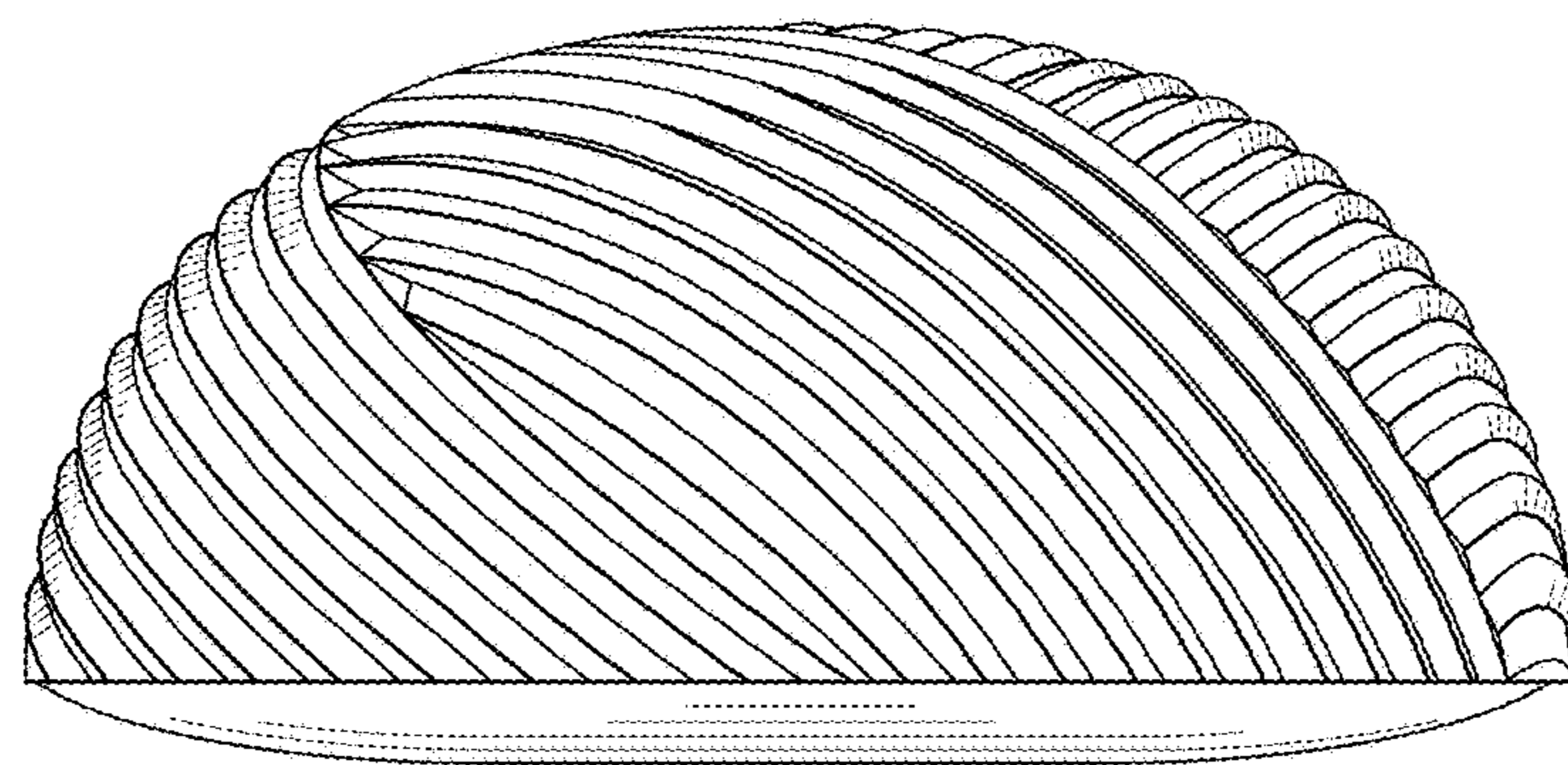


FIG. 7