



US00D803555S

(12) **United States Design Patent** (10) **Patent No.:** **US D803,555 S**
Maier (45) **Date of Patent:** **** Nov. 28, 2017**

- (54) **HANDBAG**
- (71) Applicant: **Bottega Veneta SA**, Cadempino (CH)
- (72) Inventor: **Thomas Rudolf Maier**, Delray Beach, FL (US)
- (73) Assignee: **BOTTEGA VENETA SA**, Cadempino (CH)
- (**) Term: **15 Years**
- (21) Appl. No.: **29/577,956**
- (22) Filed: **Sep. 16, 2016**

Related U.S. Application Data

- (62) Division of application No. 35/500,097, filed on Jun. 5, 2015 (U.S. filing date under 35 U.S.C. 384), and having an international filing date of Jun. 5, 2015, now Pat. No. Des. 787,178.

Foreign Application Priority Data

- Jun. 5, 2015 (WO) DM/087143
- (51) **LOC (10) Cl.** **03-01**
- (52) **U.S. Cl.**
USPC **D3/243**
- (58) **Field of Classification Search**
USPC D3/232, 233, 240-246
CPC A45C 1/024; A45C 3/06
See application file for complete search history.

References Cited

U.S. PATENT DOCUMENTS

- D258,551 S * 3/1981 Siegel D3/243
- D260,053 S * 8/1981 Siegel D3/243
- D260,198 S * 8/1981 Siegel D3/243

- D263,649 S * 4/1982 Schimmel D3/243
- D264,019 S * 4/1982 Schimmel D3/243
- D303,321 S * 9/1989 Donnor D3/243
- D559,538 S * 1/2008 Dew D3/232
- D566,385 S * 4/2008 Yuson D3/232
- D582,666 S * 12/2008 Javits, Jr. D3/232
- D582,669 S * 12/2008 Javits, Jr. D3/243
- D611,706 S * 3/2010 Angles D3/243
- D652,618 S * 1/2012 Smith Oshrin D3/243
- D659,386 S * 5/2012 Maier D3/232
- D710,093 S * 8/2014 Philo D3/243
- D751,286 S * 3/2016 Maier D3/232
- D757,430 S * 5/2016 Spaziani D3/243
- D761,556 S * 7/2016 Sassi D3/232
- D762,972 S * 8/2016 Bradfield D3/232
- D765,969 S * 9/2016 Bonesi D3/243
- D774,756 S * 12/2016 Sassi D3/243
- D779,819 S * 2/2017 Maier D3/243
- D781,580 S * 3/2017 Maier D3/243
- D785,321 S * 5/2017 Maier D3/232
- D785,934 S * 5/2017 Maier D3/243

* cited by examiner

Primary Examiner — Sandra Snapp

Assistant Examiner — Holly E Thurman

(74) *Attorney, Agent, or Firm* — Lucas & Mercanti, LLP

CLAIM

The ornamental design for a handbag, as shown and described.

DESCRIPTION

FIG. 1 is a front perspective view of the handbag;
FIG. 2 is a front view thereof;
FIG. 3 is a rear view thereof;
FIG. 4 is a right side view thereof;
FIG. 5 is a left side view thereof;
FIG. 6 is a top view thereof; and,
FIG. 7 is a bottom view thereof.

1 Claim, 7 Drawing Sheets






FIG. 1



FIG. 2



FIG. 3




FIG. 4




FIG. 5




FIG. 6




FIG. 7