



US00D803554S

(12) **United States Design Patent**
Maier

(10) **Patent No.:** **US D803,554 S**

(45) **Date of Patent:** **** Nov. 28, 2017**

(54) **HANDBAG**

(71) Applicant: **Bottega Veneta SA**, Cadempino (CH)

(72) Inventor: **Thomas Rudolf Maier**, Delray Beach, FL (US)

(73) Assignee: **BOTTEGA VENETA SA**, Cadempino (CH)

(**) Term: **15 Years**

(21) Appl. No.: **29/577,939**

(22) Filed: **Sep. 16, 2016**

Related U.S. Application Data

(62) Division of application No. 35/500,097, filed on Jun. 5, 2015 (U.S. filing date under 35 U.S.C. 384), and having an international filing date of Jun. 5, 2015, now Pat. No. Des. 787,178.

(30) **Foreign Application Priority Data**

Jun. 5, 2015 (WO) 87143

(51) **LOC (10) Cl.** **03-01**

(52) **U.S. Cl.**
USPC **D3/243**

(58) **Field of Classification Search**
USPC D3/232, 233, 240-246
CPC A45C 1/024; A45C 3/06
See application file for complete search history.

(56) **References Cited**

U.S. PATENT DOCUMENTS

D258,551 S * 3/1981 Siegel D3/243
D260,053 S * 8/1981 Siegel D3/243

D260,198 S * 8/1981 Siegel D3/243
D263,649 S * 4/1982 Schimmel D3/243
D324,770 S * 3/1992 Dixsaut D3/243
D332,006 S * 12/1992 Ross D3/243
D384,812 S * 10/1997 Heffelfinger D3/243
D524,045 S * 7/2006 Handley D3/243
D559,538 S * 1/2008 Dew D3/232
D566,385 S * 4/2008 Yuson D3/232
D582,666 S * 12/2008 Javits, Jr. D3/232
D582,669 S * 12/2008 Javits, Jr. D3/243
D611,706 S * 3/2010 Angles D3/243
D621,609 S * 8/2010 Hasty D3/232
D652,618 S * 1/2012 Smith Oshrin D3/243
D659,386 S * 5/2012 Maier D3/232
D751,286 S * 3/2016 Maier D3/232
D765,969 S * 9/2016 Bonesi D3/243
D779,819 S * 2/2017 Maier D3/243
D781,580 S * 3/2017 Maier D3/243
D785,321 S * 5/2017 Maier D3/232
D785,934 S * 5/2017 Maier D3/243

* cited by examiner

Primary Examiner — Sandra Snapp

Assistant Examiner — Holly E Thurman

(74) *Attorney, Agent, or Firm* — Lucas & Mercanti, LLP

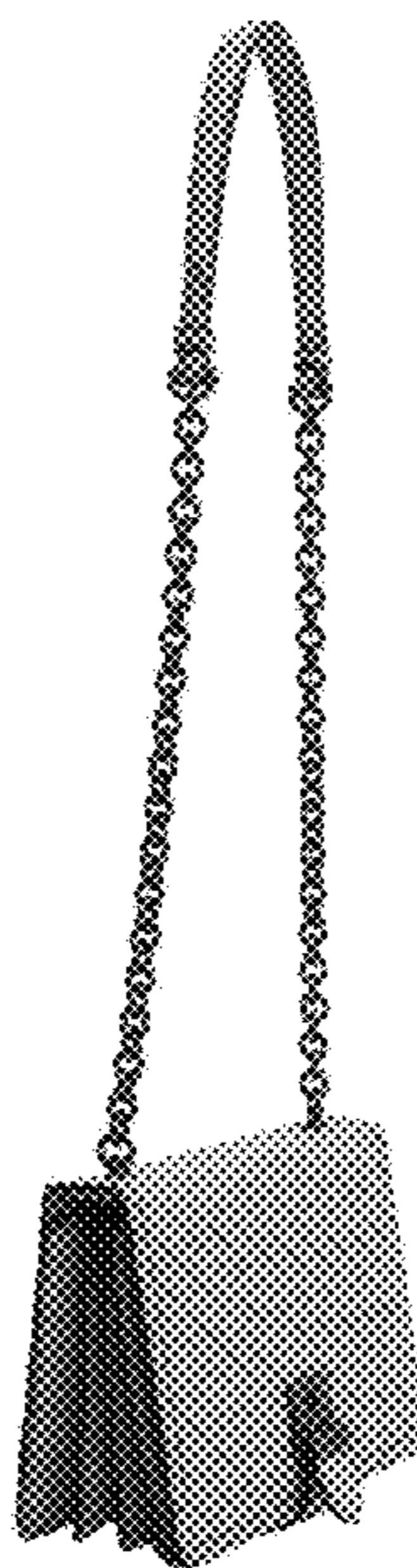
(57) **CLAIM**

The ornamental design for a handbag, as shown and described.

DESCRIPTION

FIG. 1 is a front perspective view of the handbag;
FIG. 2 is a front view thereof;
FIG. 3 is a rear view thereof;
FIG. 4 is a right side view thereof;
FIG. 5 is a left side view thereof;
FIG. 6 is a top view thereof; and,
FIG. 7 is a bottom view thereof.

1 Claim, 7 Drawing Sheets






FIG. 1




FIG. 2



FIG. 3




FIG. 4

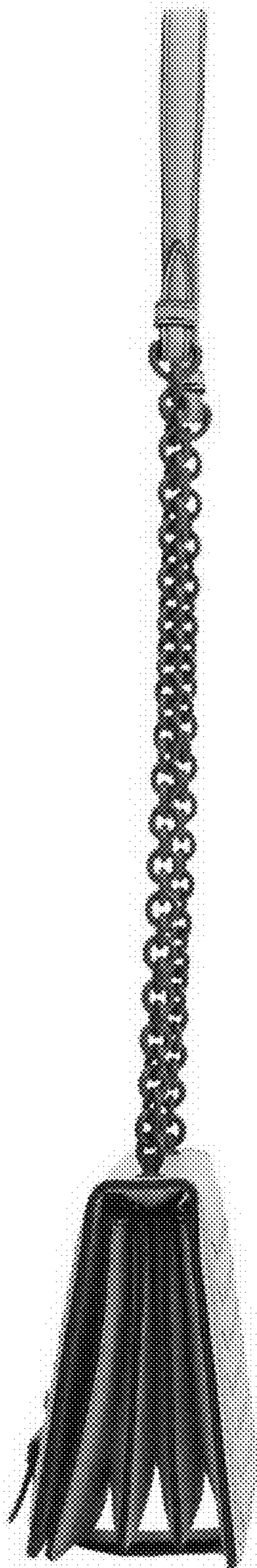


FIG. 5



FIG. 6



FIG. 7