



US00D803546S

(12) **United States Design Patent**
Ackeret et al.

(10) **Patent No.:** **US D803,546 S**

(45) **Date of Patent:** **** Nov. 28, 2017**

(54) **COVER FOR ELECTRONIC EQUIPMENT**

(71) Applicant: **Kinetix AG**, Glarus (CH)

(72) Inventors: **Peter Ackeret**, Zurich (CH); **Michael Andreas Keller**, Freudenstadt (DE)

(73) Assignee: **KINETIX AG**, Glarus (CH)

(**) Term: **15 Years**

(21) Appl. No.: **29/536,981**

(22) Filed: **Aug. 21, 2015**

(30) **Foreign Application Priority Data**

Feb. 23, 2015 (DE) 40 2015 200 670

(51) **LOC (10) Cl.** **03-01**

(52) **U.S. Cl.**
USPC **D3/201; D14/250**

(58) **Field of Classification Search**

USPC D3/201, 273; D14/250, 440, 447, 344,
D14/439, 432, 300

CPC G06F 3/416; G06F 3/4886; G06F 3/41;
G06F 3/45; G06F 1/1628; G06F 1/1613

See application file for complete search history.

(56) **References Cited**

U.S. PATENT DOCUMENTS

D577,904 S * 10/2008 Sasaki D3/201
D638,412 S * 5/2011 Lee D14/250

D655,281 S * 3/2012 Turocy D14/250
D675,210 S * 1/2013 Kim D14/439
D679,714 S * 4/2013 Smith D14/440
D701,695 S * 4/2014 Hyma D3/273
D703,211 S * 4/2014 Weller D14/440
D731,493 S * 6/2015 Mills D14/440
D731,495 S * 6/2015 Hassett D14/440
D755,187 S * 5/2016 Shannon, III D14/440
D767,551 S * 9/2016 Sasaki D14/250
D783,588 S * 4/2017 Chang D14/250

* cited by examiner

Primary Examiner — Sandra Snapp

Assistant Examiner — Holly E Thurman

(74) *Attorney, Agent, or Firm* — Leydig, Voit & Mayer,
Ltd.

(57) **CLAIM**

The ornamental design for a cover for electronic equipment,
as shown and described.

DESCRIPTION

FIG. 1 is a bottom perspective view of the cover for
electronic equipment showing our new design;
FIG. 2 is a top plan view thereof;
FIG. 3 is a bottom plan view thereof;
FIG. 4 is a left side elevational view thereof;
FIG. 5 is a right side elevational view thereof;
FIG. 6 is a rear elevational view thereof; and,
FIG. 7 is a front elevational view thereof.

Any broken lines in the drawings indicate portions which
form no part of the claimed design.

1 Claim, 1 Drawing Sheet

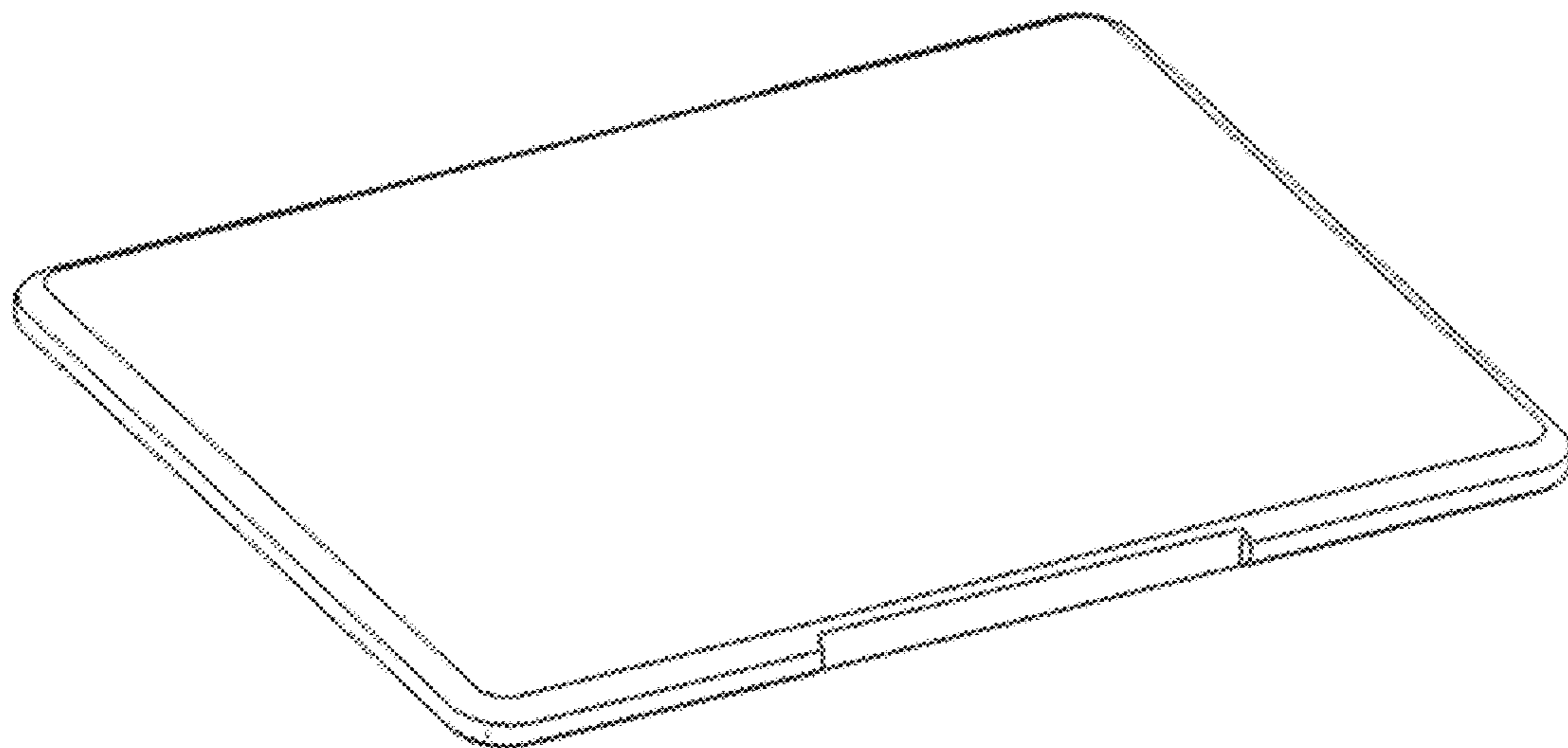


Fig. 2




Fig. 4




Fig. 3




Fig. 5

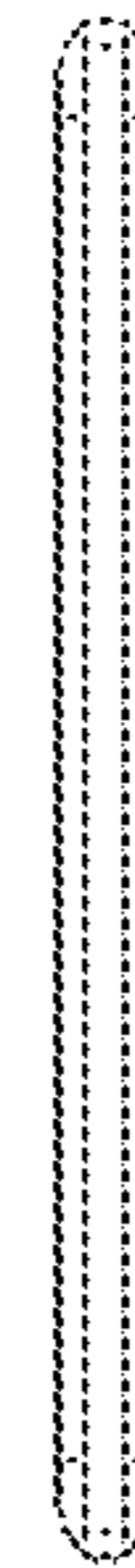


Fig. 6




Fig. 1

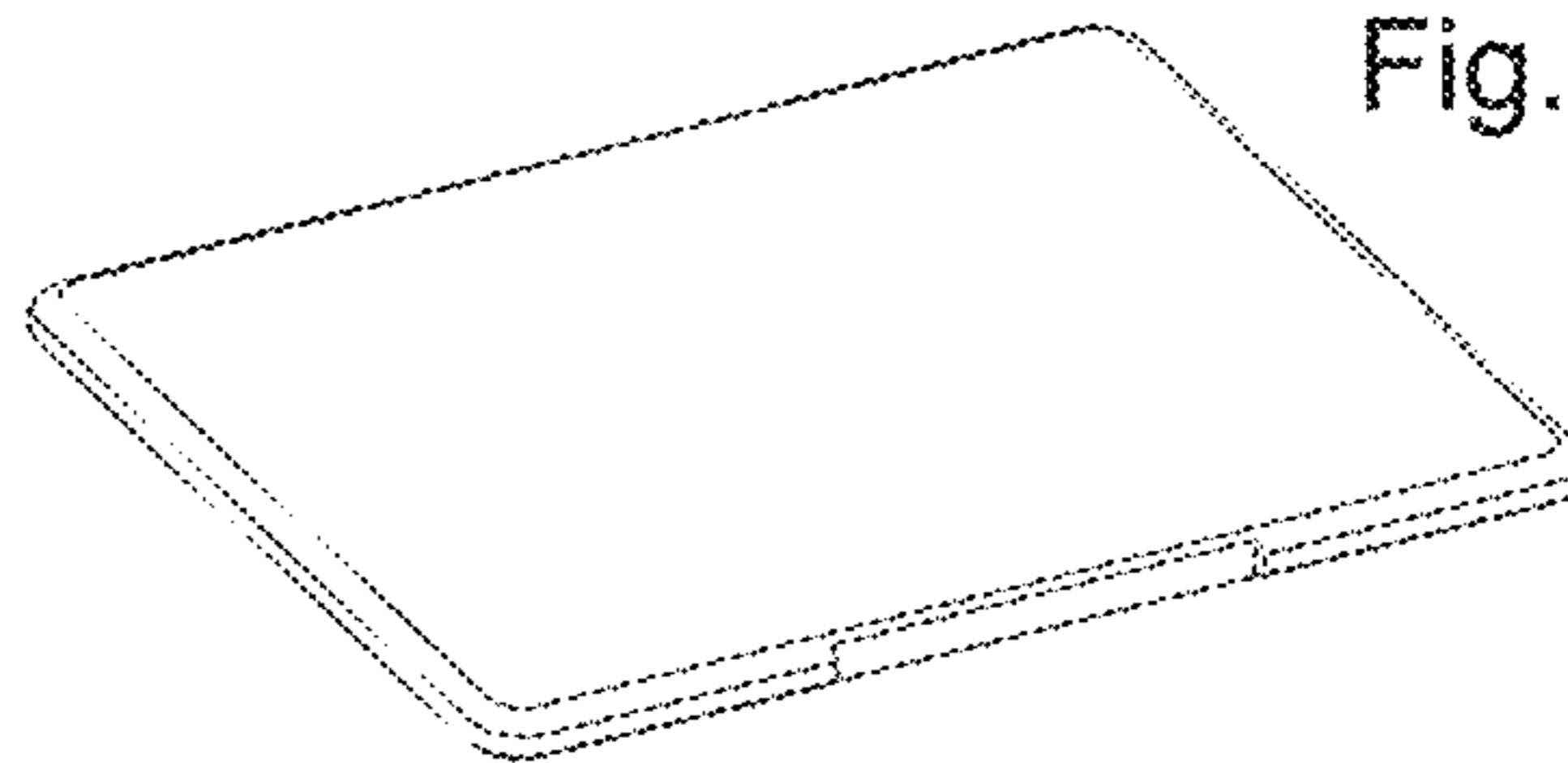


Fig. 7

