



US00D803541S

(12) **United States Design Patent**
Jury et al.

(10) **Patent No.:** **US D803,541 S**

(45) **Date of Patent:** **** Nov. 28, 2017**

(54) **SHOE UPPER**

(71) Applicant: **NIKE, Inc.**, Beaverton, OR (US)

(72) Inventors: **Chris Jury**, Portland, OR (US);
Kenneth Link, Portland, OR (US)

(73) Assignee: **NIKE, Inc.**, Beaverton, OR (US)

(**) Term: **15 Years**

(21) Appl. No.: **29/593,553**

(22) Filed: **Feb. 9, 2017**

(51) **LOC (10) Cl.** **02-99**

(52) **U.S. Cl.**
USPC **D2/972**

(58) **Field of Classification Search**
USPC D2/902, 906-908, 923, 944, 969,
D2/971-974; D5/47, 49, 54
CPC ... A43B 13/181; A43B 13/141; A43B 13/186;
A43B 13/188; A43B 23/00; A43B 23/02;
A43B 5/00; A43B 23/26; A43B 1/04;
A43B 11/14; A43B 7/00; A43B 3/12
See application file for complete search history.

(56) **References Cited**

U.S. PATENT DOCUMENTS

D304,519 S	11/1989	Miller	
D311,092 S	10/1990	Hatfield	
D324,447 S	3/1992	Purdom	
D327,567 S	7/1992	Nakao	
D339,449 S	9/1993	Hatfield	
D429,412 S	8/2000	Tresser	
D450,438 S	11/2001	Dolan	
D456,129 S	4/2002	Smith, III	
D483,938 S *	12/2003	Laberge	D2/973
D499,243 S	12/2004	Avar	
D517,297 S	3/2006	Jones et al.	
D523,623 S	6/2006	Mermet	
D528,276 S	9/2006	Fullum	
D537,616 S *	3/2007	Campbell	D2/972

D546,544 S	7/2007	DiTullo, Jr.	
D546,545 S	7/2007	DiTullo, Jr. et al.	
D570,086 S	6/2008	McDowell	
D623,391 S *	9/2010	Leleu	D2/972
D642,369 S	8/2011	Miner	
D642,787 S	8/2011	Lee	
D643,203 S *	8/2011	Mermet	D2/972
D648,110 S	11/2011	Rasmussen	
D649,771 S *	12/2011	Lee	D2/972
D654,262 S *	2/2012	Jarvis	D2/972
D662,310 S *	6/2012	Petrie	D2/972
D667,621 S	9/2012	Portzline	
D677,875 S	3/2013	Pizzuti	

(Continued)

OTHER PUBLICATIONS

Nike Footwear Catalog, 1986 Fall Performance, p. 46, published Jan. 1986, NIKE, Inc., USA.

(Continued)

Primary Examiner — Dominic Simone

(74) *Attorney, Agent, or Firm* — Banner & Witcoff, Ltd.

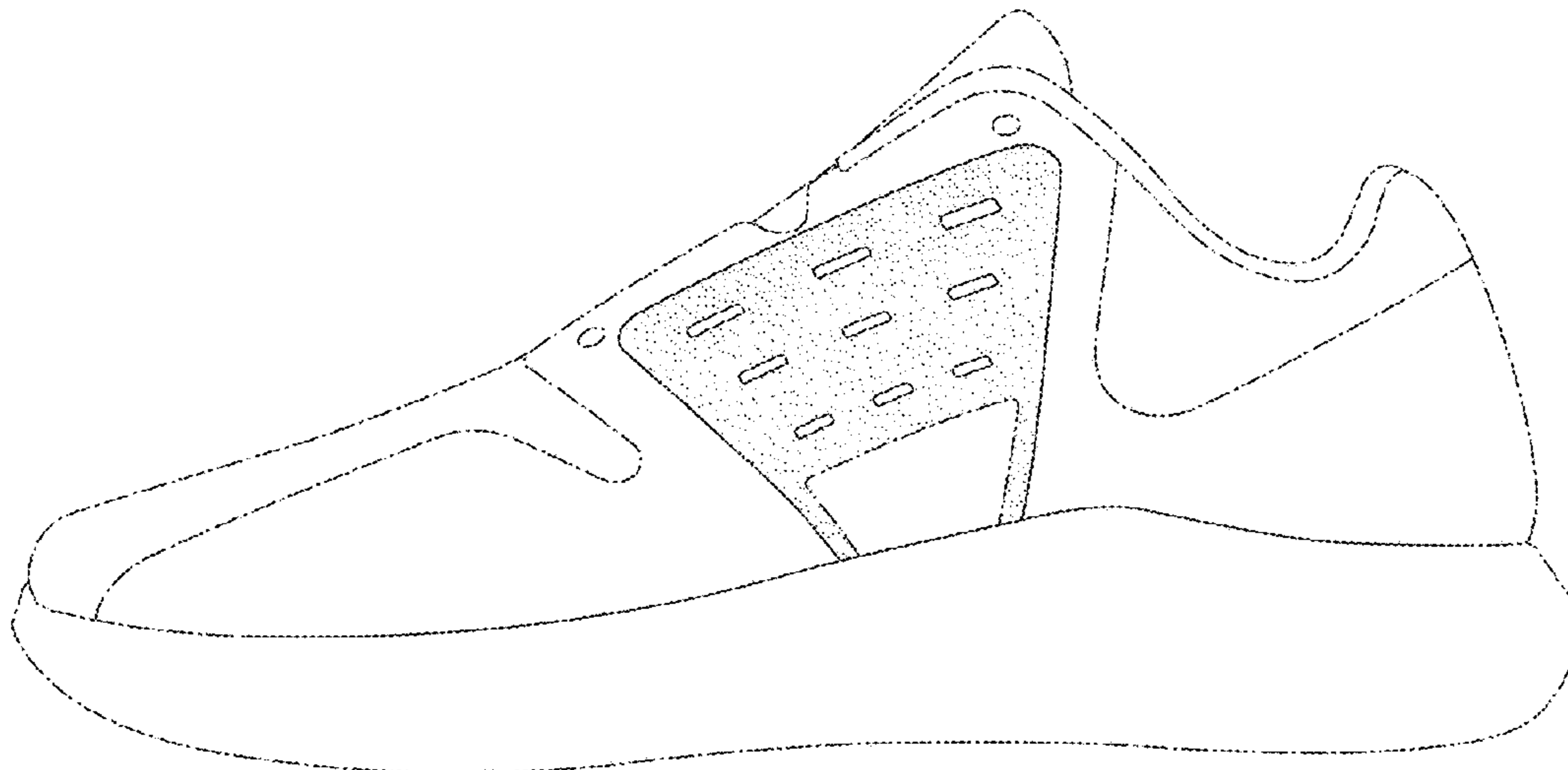
(57) **CLAIM**

The ornamental design for a shoe upper, as shown and described.

DESCRIPTION

FIG. 1 is a front perspective view of a shoe upper showing our new design;
FIG. 2 is a side view thereof; and,
FIG. 3 is a rear perspective view thereof.
The broken lines immediately adjacent to the shaded area define the bounds of the claimed design and form no part thereof. The ten unshaded regions within the shaded area that are demarcated by solid or broken lines form no part of the claimed design. The broken lines showing the remainder of the shoe represent unclaimed subject matter and form no part of the claimed design.

1 Claim, 3 Drawing Sheets



(56)

References Cited

U.S. PATENT DOCUMENTS

D683,134 S	5/2013	Shyllon	
D690,925 S	* 10/2013	Hardman D2/972
D691,363 S	* 10/2013	Chung D2/972
D693,110 S	11/2013	Miner	
D707,029 S	* 6/2014	Wright D2/972
D715,040 S	10/2014	Mermet	
D770,161 S	11/2016	Lok	
D775,811 S	1/2017	Walden	

OTHER PUBLICATIONS

Nike Footwear Catalog, 1989 Fall Footwear, p. 78, published Dec. 1988, NIKE, Inc., USA.

Nike Footwear Catalog, 1989 Spring Footwear, p. 80, published Jun. 1988, NIKE, Inc., USA.

Nike Footwear Catalog, 2000 Spring Men's and Women's Footwear 2, p. 28, published Jul. 1999, NIKE, Inc., USA.

Nike Footwear Catalog, 2002 Fall Jordan Footwear, p. 3, published date unknown, but prior to the filing date of the present application, NIKE, Inc., USA.

Nike Footwear Catalog, 2004 Fall Men's, Women's, and Kids' Footwear, p. 20, published Nov. 2003, NIKE, Inc., USA.

Nike Footwear Catalog, 2006 Spring Men's, Women's, and Kid's Footwear, p. 11, published date unknown, but prior to the filing date of the present application, NIKE, Inc., USA.

Jordan Brand Unveils Select Spring 17 Air Jordan Silhouettes [online], [retrieved Feb. 17, 2017], Retrieved from Internet <URL: <http://news.nike.com/news/jordan-brand-spring-2017-retro>>; 22 color sheets, Dated Dec. 21, 2016.

* cited by examiner

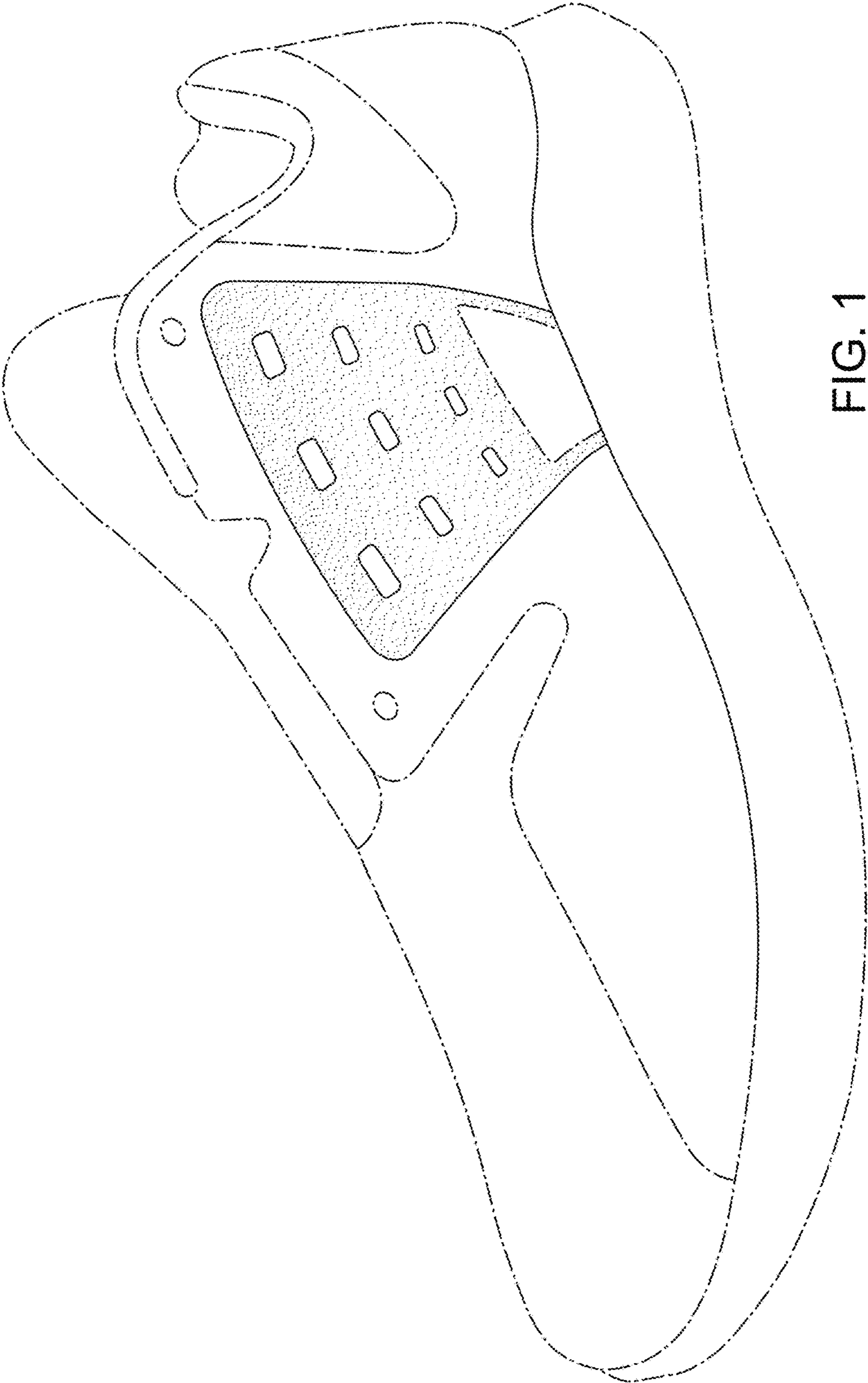


FIG. 1

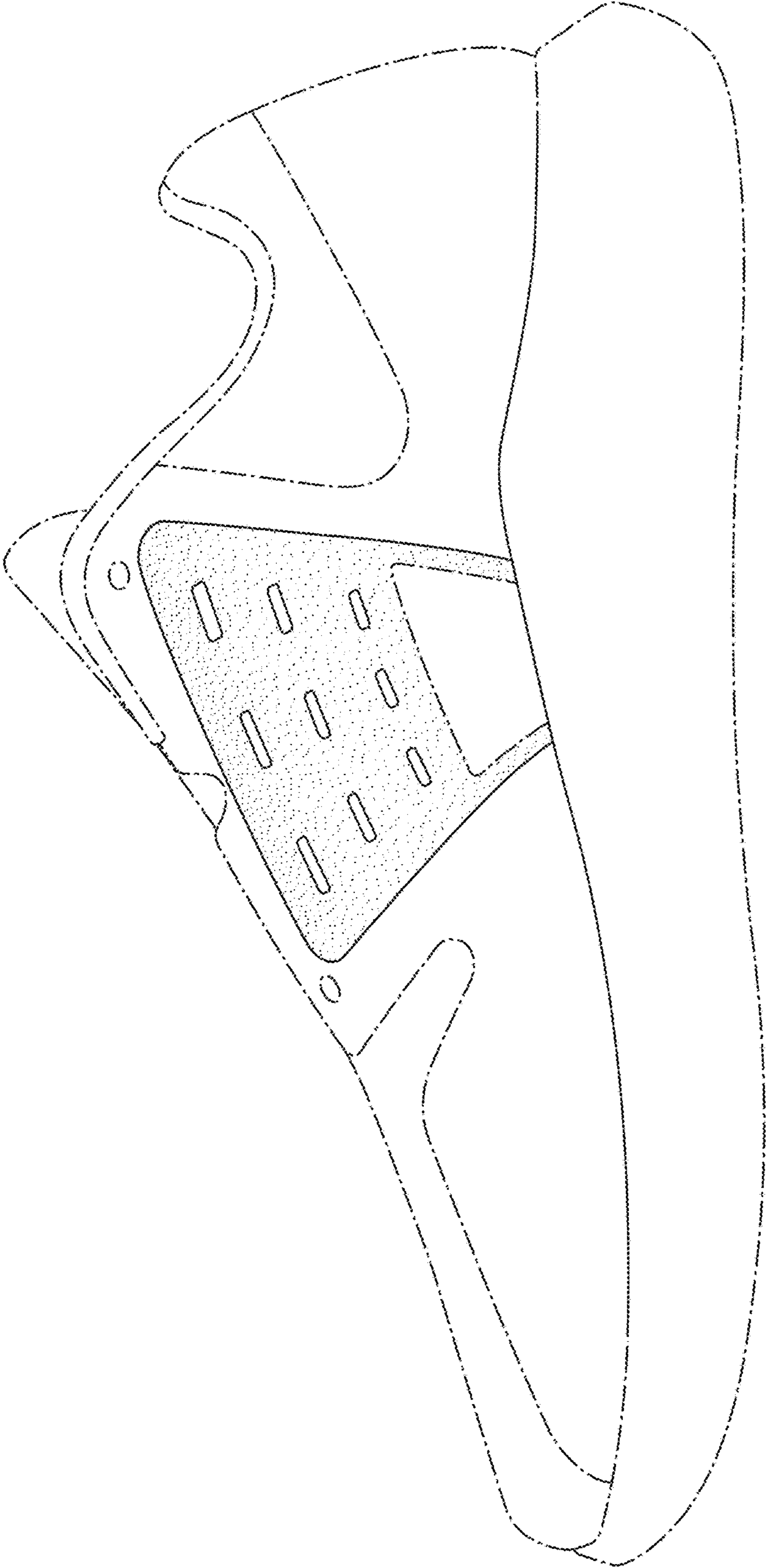


FIG. 2

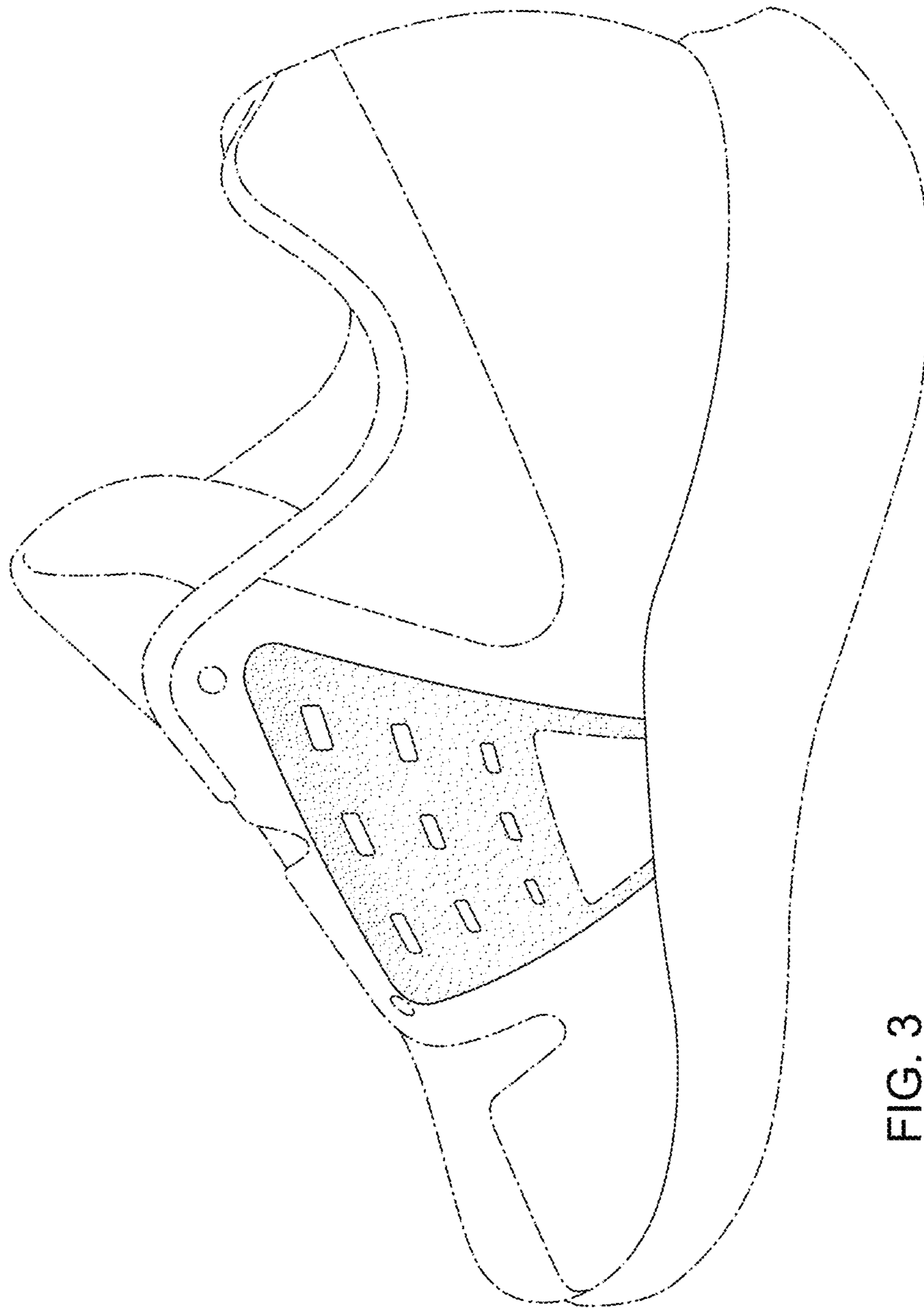


FIG. 3