



US00D803533S

(12) **United States Design Patent**
Dhadwal

(10) **Patent No.:** **US D803,533 S**

(45) **Date of Patent:** **** Nov. 28, 2017**

(54) **SOLE STRUCTURE FOR AN ARTICLE OF FOOTWEAR**

(71) Applicant: **Under Armour, Inc.**, Baltimore, MD (US)

(72) Inventor: **Amar Dhadwal**, Portland, OR (US)

(73) Assignee: **Under Armour, Inc.**, Baltimore, MD (US)

(**) Term: **15 Years**

(21) Appl. No.: **29/536,984**

(22) Filed: **Aug. 21, 2015**

(51) **LOC (10) Cl.** **02-04**

(52) **U.S. Cl.**
USPC **D2/957; D2/951**

(58) **Field of Classification Search**
USPC D2/902, 906, 908, 916, 918, 925, D2/946-962, 977; 36/3 B, 22 R, 24.5, 36/25 R, 28, 32 R, 34 R, 59 C, 67 A, 103
CPC A43B 13/00; A43B 13/02; A43B 13/023; A43B 13/026; A43B 13/04; A43B 13/08; A43B 13/10; A43B 13/12; A43B 13/14; A43B 13/141; A43B 13/143; A43B 13/16; A43B 13/18; A43B 13/181; A43B 13/187; A43B 13/189; A43B 13/20; A43B 13/22; A43B 13/223; A43B 13/24; A43B 13/28; A43B 13/30; A43B 13/32; A43B 13/34; A43B 13/36
See application file for complete search history.

(56) **References Cited**

U.S. PATENT DOCUMENTS

4,307,521 A * 12/1981 Inohara A43B 13/12 36/31
4,445,286 A * 5/1984 Norton A43B 13/26 36/32 R

4,546,559 A * 10/1985 Dassler A43B 5/06 36/114
4,559,724 A * 12/1985 Norton A43B 5/06 36/114
6,705,027 B1 * 3/2004 Campbell A43B 5/001 36/127
D547,038 S * 7/2007 Nakano D2/957
D591,035 S * 4/2009 Belley D2/952

(Continued)

Primary Examiner — T. Chase Nelson

(74) *Attorney, Agent, or Firm* — Edell, Shapiro & Finnan, LLC

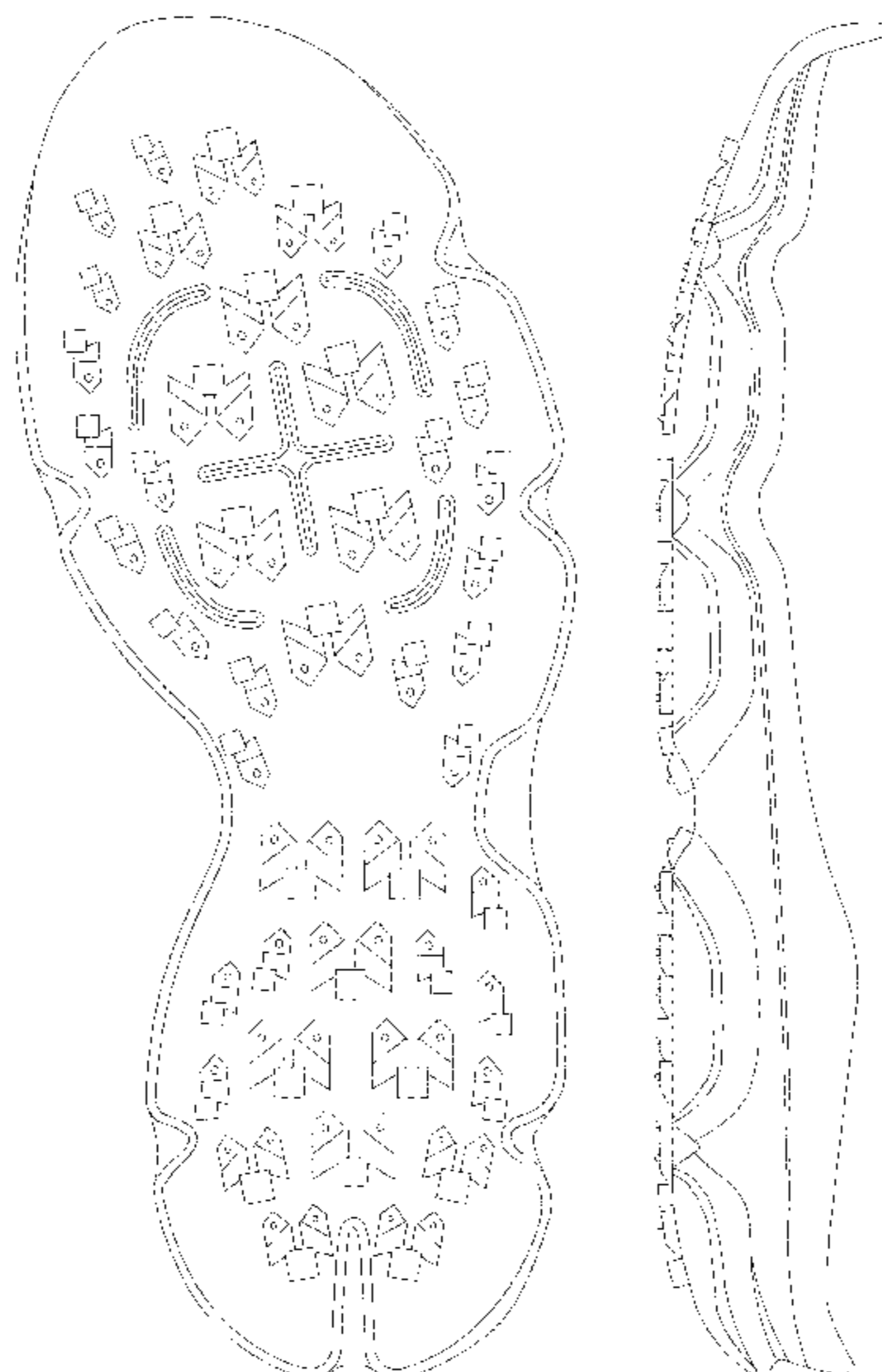
(57) **CLAIM**

The ornamental design for a sole structure for an article of footwear, as shown and described.

DESCRIPTION

FIG. 1 is a bottom view in plan of a sole structure for an article of footwear showing my new design; FIG. 2 is a top view in plan of the sole structure of FIG. 1; FIG. 3 is a medial side view in elevation of the sole structure of FIG. 1; FIG. 4 is a lateral side view in elevation of the sole structure of FIG. 1; FIG. 5 is a front view of the sole structure of FIG. 1; and, FIG. 6 is a rear view of the sole structure of FIG. 1. The above figures illustrate a first embodiment of the sole structure for an article of footwear, which is for a left foot. The corresponding figures for a second embodiment of the sole structure for an article of footwear for a right are mirror images of the first embodiment of the sole structure. Accordingly, the figures pertaining to the right footed embodiment of the sole structure for an article of footwear have been omitted. The broken lines inside the perimeter of the sole structure in FIG. 2, as well as the surface enclosed by these broken lines, illustrate environmental structure that forms no part of the claimed design.

1 Claim, 5 Drawing Sheets



(56)

References Cited

U.S. PATENT DOCUMENTS

D686,400	S *	7/2013	Portzline	D2/951
D686,404	S *	7/2013	McCourt	D2/951
D702,428	S *	4/2014	Hlavacs	D2/951
D712,124	S *	9/2014	Truelsen	D2/951
D724,295	S *	3/2015	Dodge	D2/951
D726,998	S *	4/2015	Mochen	D2/906
D730,021	S *	5/2015	Conchieri	D2/902
D735,452	S *	8/2015	Byrne	D2/951
D738,079	S *	9/2015	Bates	D2/951
D740,007	S *	10/2015	Lan	D2/951
D740,529	S *	10/2015	Bikowski	D2/951
D742,107	S *	11/2015	Kasprzak	D2/951
9,179,738	B2 *	11/2015	Rustam	A43B 7/1425
D744,213	S *	12/2015	Kasprzak	D2/951
D755,490	S *	5/2016	Nakano	D2/951
D763,559	S *	8/2016	MacIntyre	D2/951
9,491,985	B2 *	11/2016	Lubart	A43B 13/22
2003/0172548	A1 *	9/2003	Fuerst	A43B 13/026 36/28
2015/0096195	A1 *	4/2015	Bacon	A43B 5/001 36/87
2016/0007676	A1 *	1/2016	Leimer	A43B 5/002 36/103
2016/0198793	A1 *	7/2016	Dombrow	A43B 13/187 36/28
2016/0353836	A1 *	12/2016	Luedecke	A43B 13/122

* cited by examiner




FIG.1

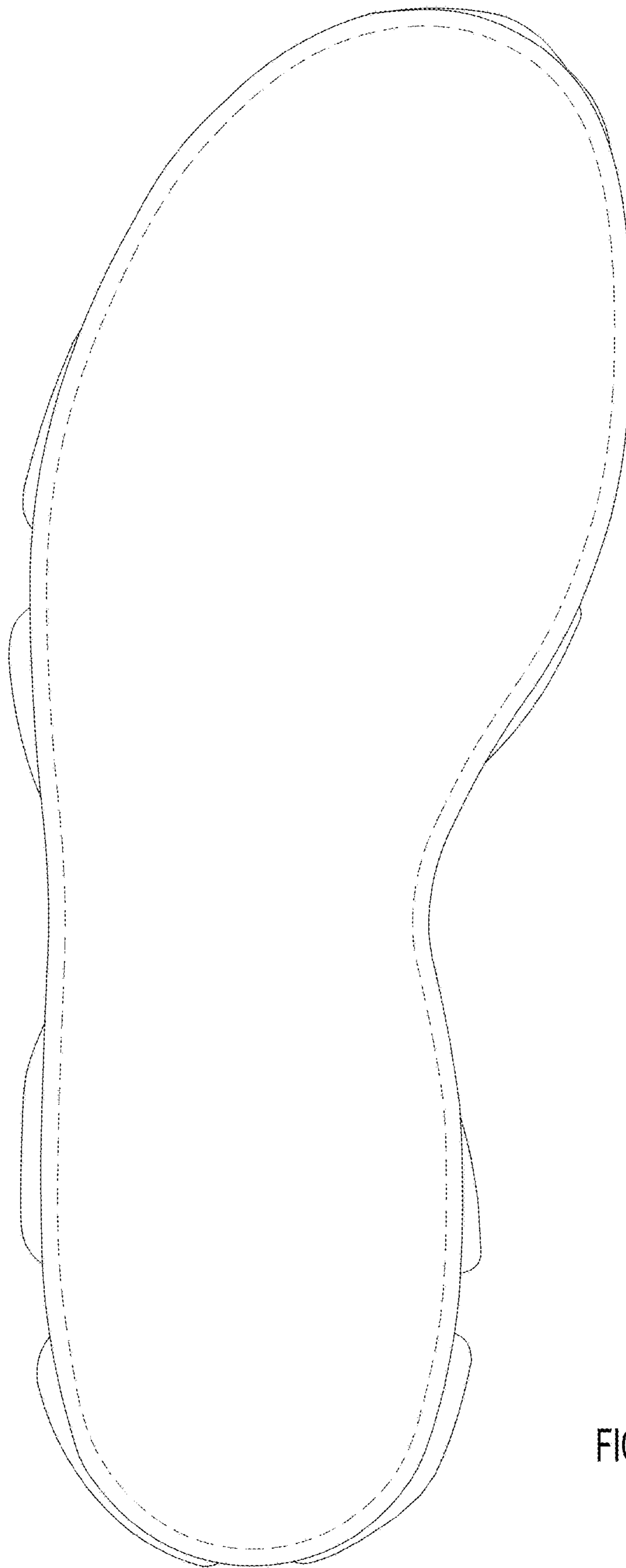


FIG.2

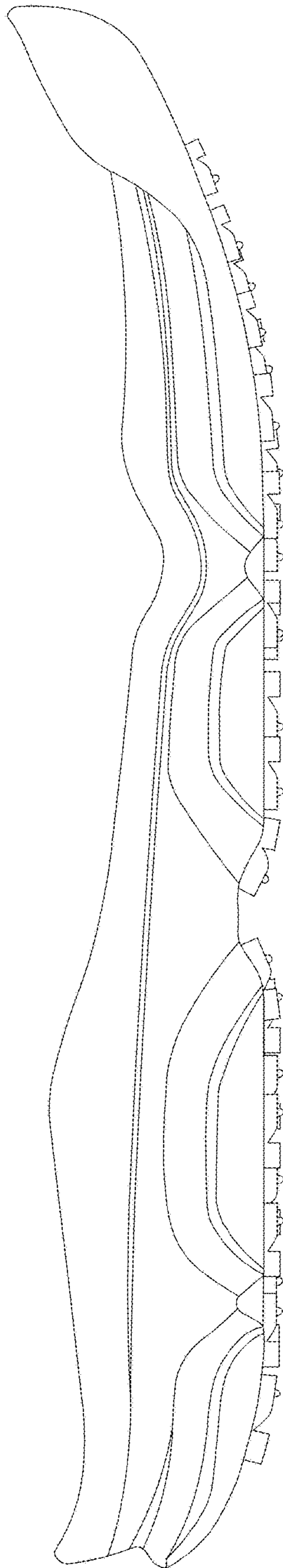


FIG.3

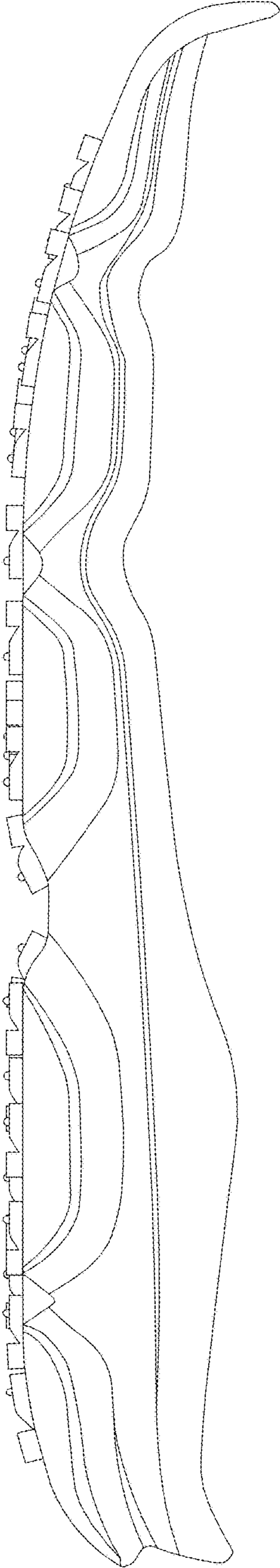


FIG.4

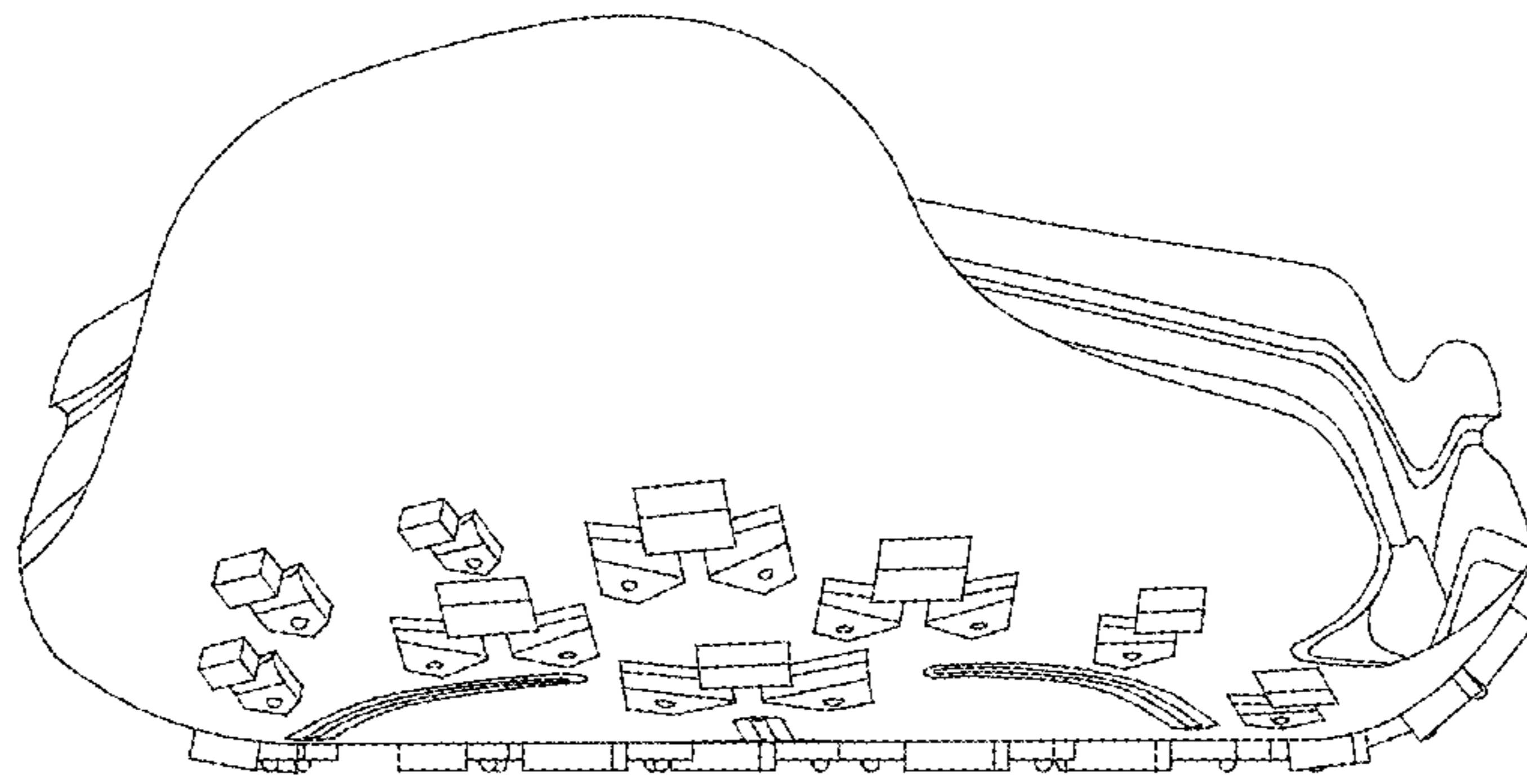


FIG. 5

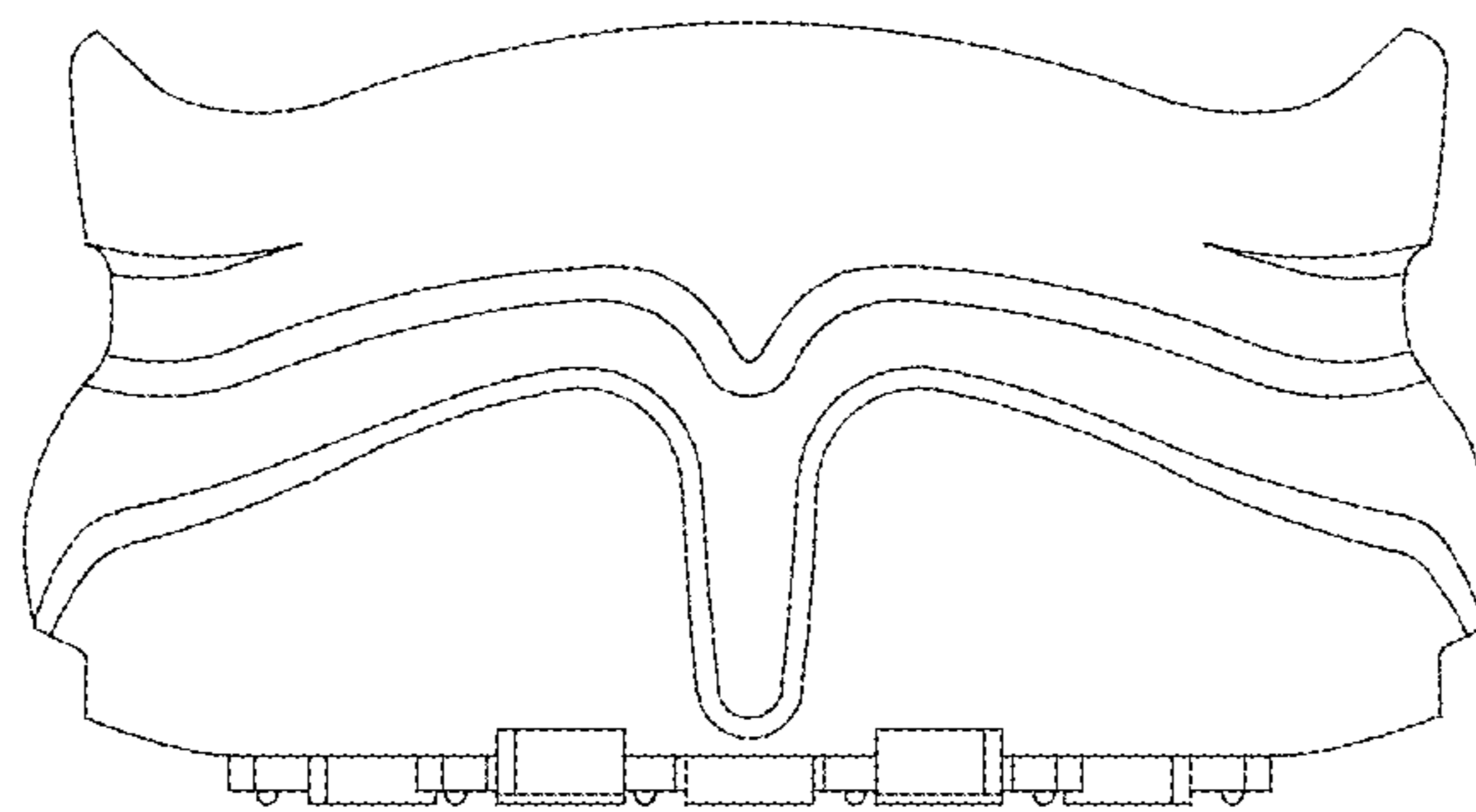


FIG. 6