



US00D803520S

(12) **United States Design Patent** (10) **Patent No.:** **US D803,520 S**  
**Kelley et al.** (45) **Date of Patent:** **\*\* Nov. 28, 2017**

(54) **GARMENT BOTTOM**

(71) Applicant: **Under Armour, Inc.**, Baltimore, MD (US)

(72) Inventors: **Meghan Kelley**, Brooklyn, NY (US); **Kathryn Kirby**, New York, NY (US)

(73) Assignee: **Under Armour, Inc.**, Baltimore, MD (US)

(\*\*) Term: **15 Years**

(21) Appl. No.: **29/533,756**

(22) Filed: **Jul. 22, 2015**

(51) **LOC (10) Cl.** ..... **02-02**

(52) **U.S. Cl.**  
USPC ..... **D2/731**

(58) **Field of Classification Search**  
USPC ..... D2/728, 731, 732, 738, 742, 743, 744, D2/746, 747; 2/46, 69, 79, 80, 227, 228, 2/242, 404; 450/94  
CPC .... A41B 9/00; A41B 9/02; A41D 1/00; A41D 1/08; A41D 1/06; A41D 1/062; A41D 1/067; A41D 1/082; A41D 1/084; A41D 1/086; A41D 1/088

See application file for complete search history.

(56) **References Cited**

**U.S. PATENT DOCUMENTS**

1,784,744 A \* 12/1930 Negley ..... A41B 9/02  
2/404  
D403,487 S \* 1/1999 Crupi ..... D2/711  
D615,279 S \* 5/2010 Savage ..... D2/731  
D677,447 S \* 3/2013 Shoemaker ..... A41B 9/008  
D2/712  
D701,676 S \* 4/2014 Savage ..... D2/738  
D711,626 S \* 8/2014 Savage ..... D2/738  
D714,523 S \* 10/2014 Stinson ..... D2/738  
D741,045 S \* 10/2015 Scherr ..... D2/731  
D742,095 S \* 11/2015 Savage ..... D2/738  
D746,544 S \* 1/2016 Curran ..... D2/738

D764,143 S \* 8/2016 Gallo ..... D2/731  
D768,357 S \* 10/2016 White ..... D2/731  
D772,535 S \* 11/2016 McArthur ..... D2/731  
D775,784 S \* 1/2017 Puni ..... D2/731  
D778,535 S \* 2/2017 Lomax ..... D2/731  
D778,539 S \* 2/2017 Kandarian ..... D2/742

(Continued)

**OTHER PUBLICATIONS**

Women's Running Shorts. Retrieved from <https://www.underarmour.com>; Retrieved on Apr. 28, 2017; <https://www.underarmour.com/en-us/womens-ua-fly-by-run-short-3-for-40/pcid1271543-001>.\*

*Primary Examiner* — Wan Laymon  
*Assistant Examiner* — Clint A Samuel

(57) **CLAIM**


The ornamental design for a garment bottom, as shown and described.

**DESCRIPTION**

FIG. 1 is a front view in perspective of a garment bottom showing our new design;  
FIG. 2 is a front view in elevation of the garment bottom of FIG. 1;  
FIG. 3 is a rear view in elevation of the garment bottom of FIG. 1;  
FIG. 4 is a right side view in elevation of the garment bottom of FIG. 1;  
FIG. 5 is a left side view in elevation of the garment bottom of FIG. 1;  
FIG. 6 is a top view in plan of the garment bottom of FIG. 1; and,  
FIG. 7 is a bottom view in plan of the garment bottom of FIG. 1.

The broken line illustration in the drawings is not part of the claimed design. The stippling in FIGS. 1-7 indicates a perforated material (e.g., a perforated textile or mesh fabric).

**1 Claim, 4 Drawing Sheets**



(56)

**References Cited**

U.S. PATENT DOCUMENTS

D779,158 S \* 2/2017 Lomax ..... D2/731  
D783,937 S \* 4/2017 Miller ..... D2/731  
D783,938 S \* 4/2017 Todd ..... D2/731  
2017/0095008 A1\* 4/2017 Klein ..... A41B 17/00

\* cited by examiner




FIG.1

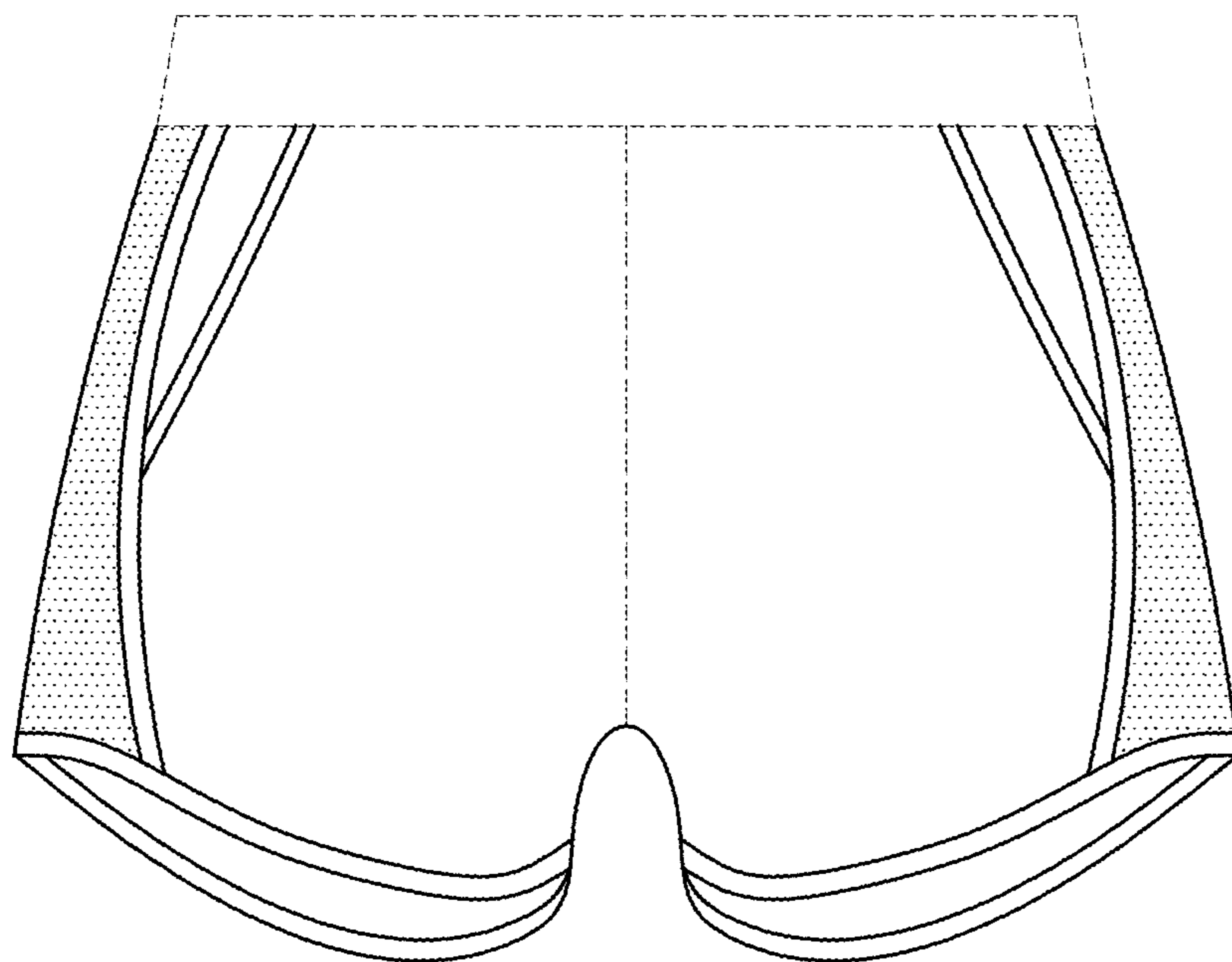


FIG. 2

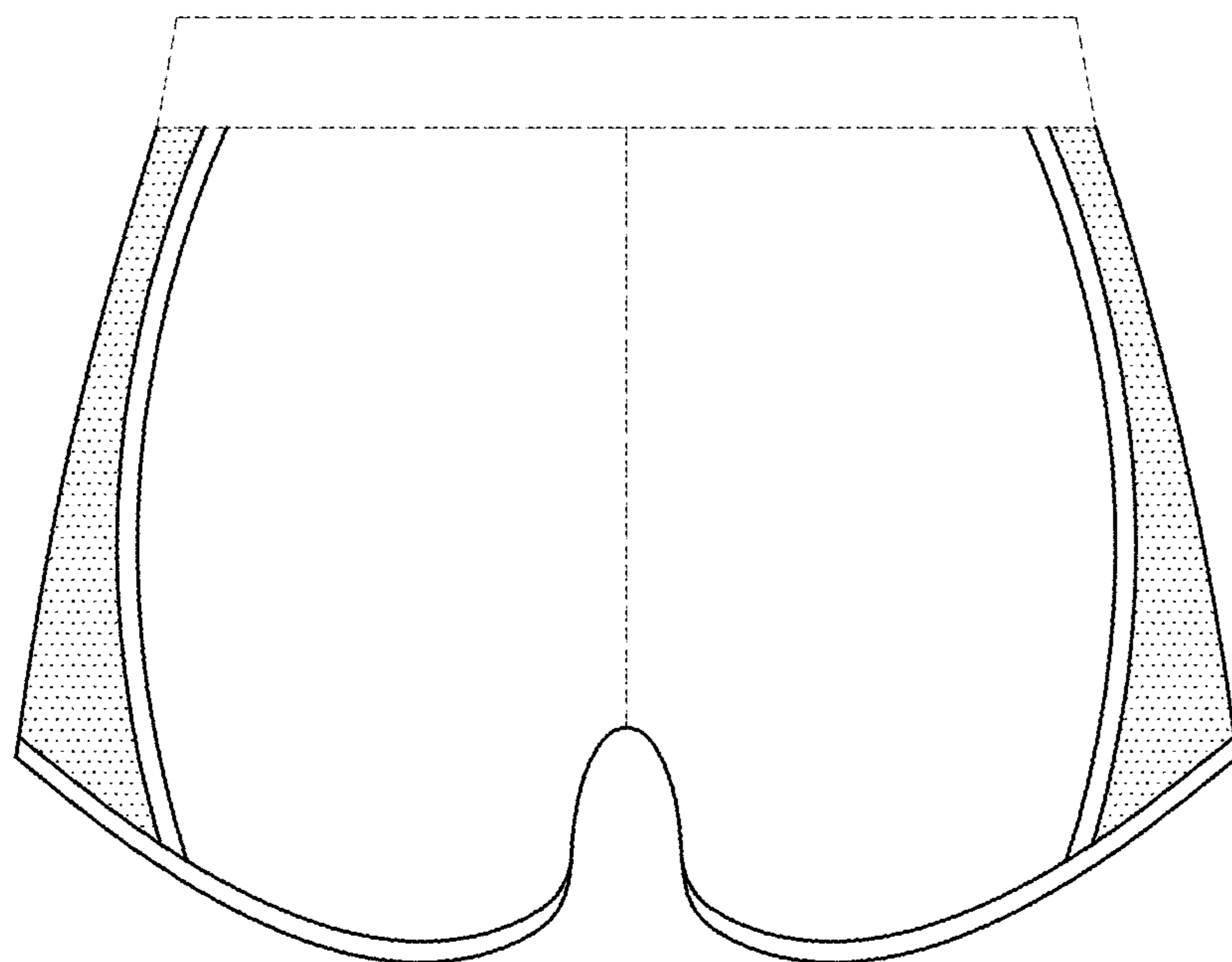


FIG. 3

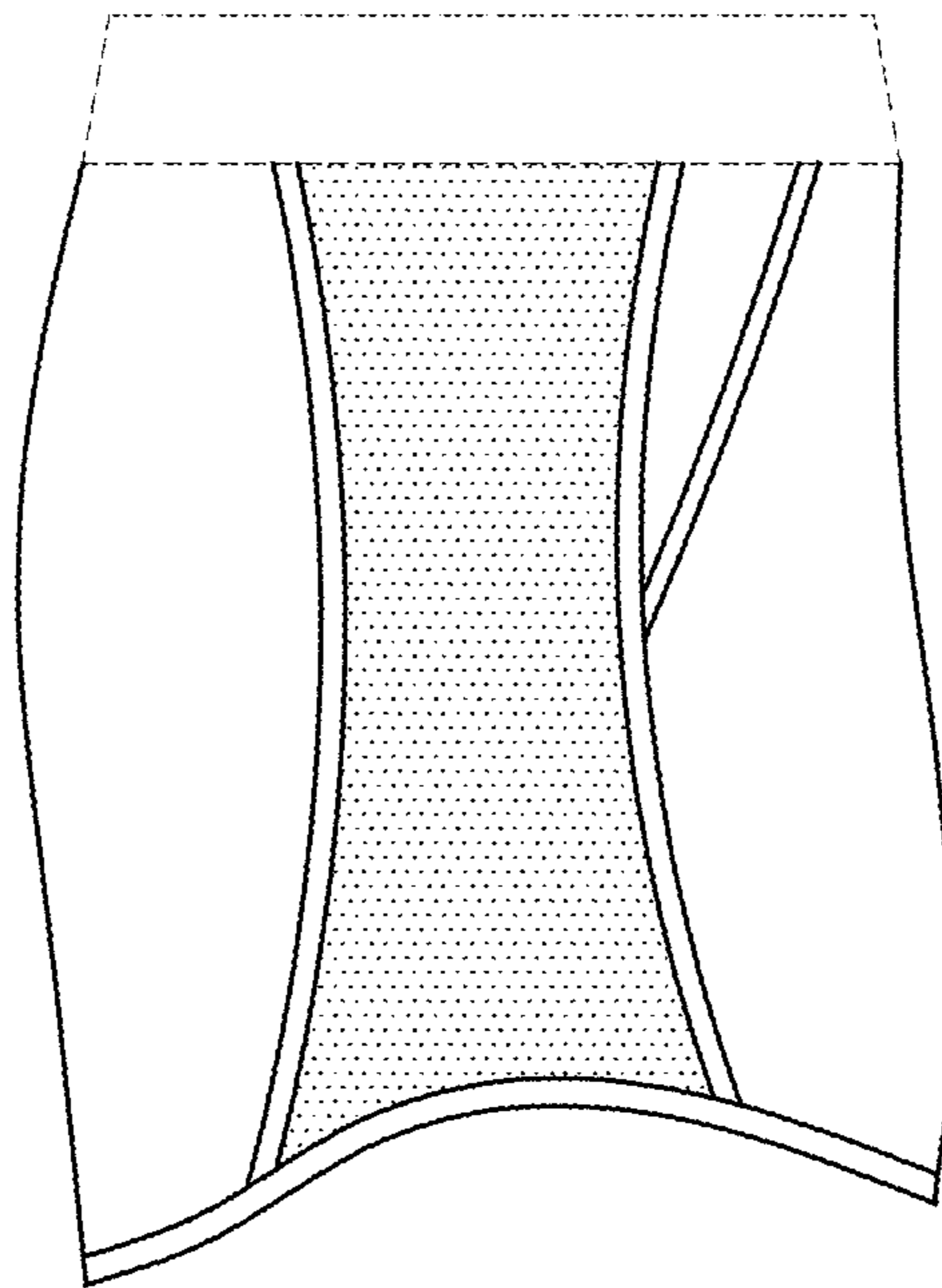


FIG. 4

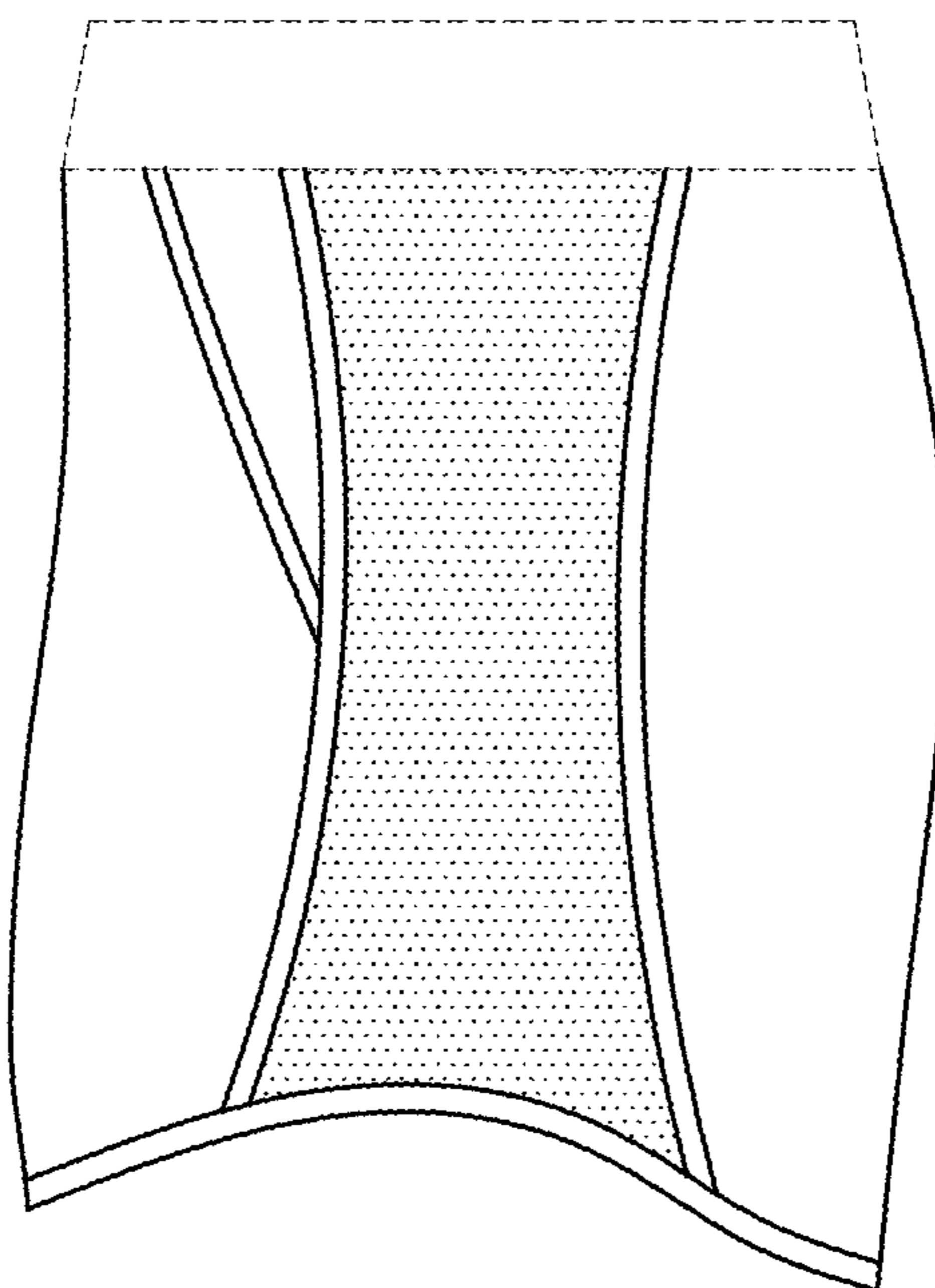


FIG. 5

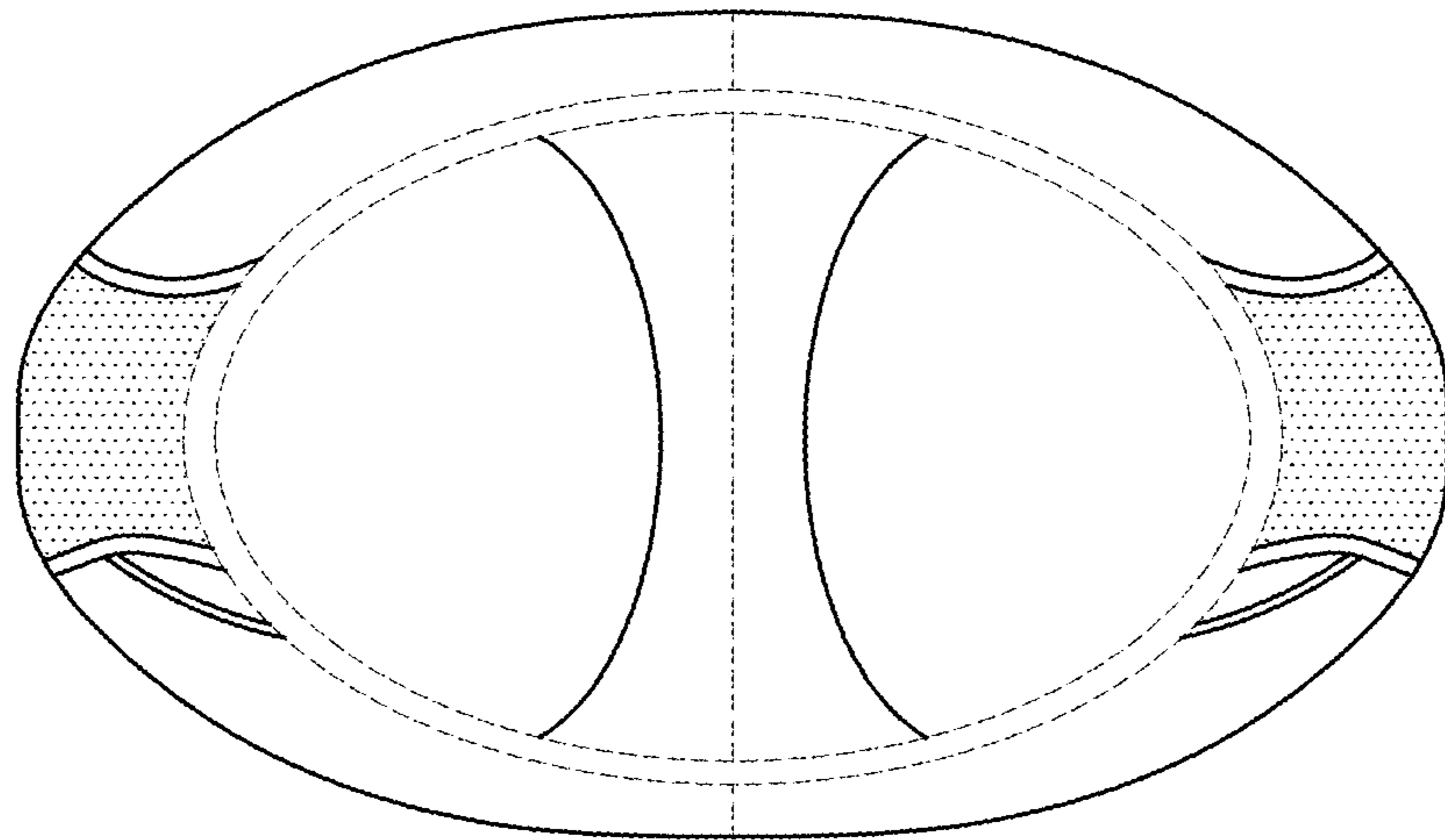


FIG. 6

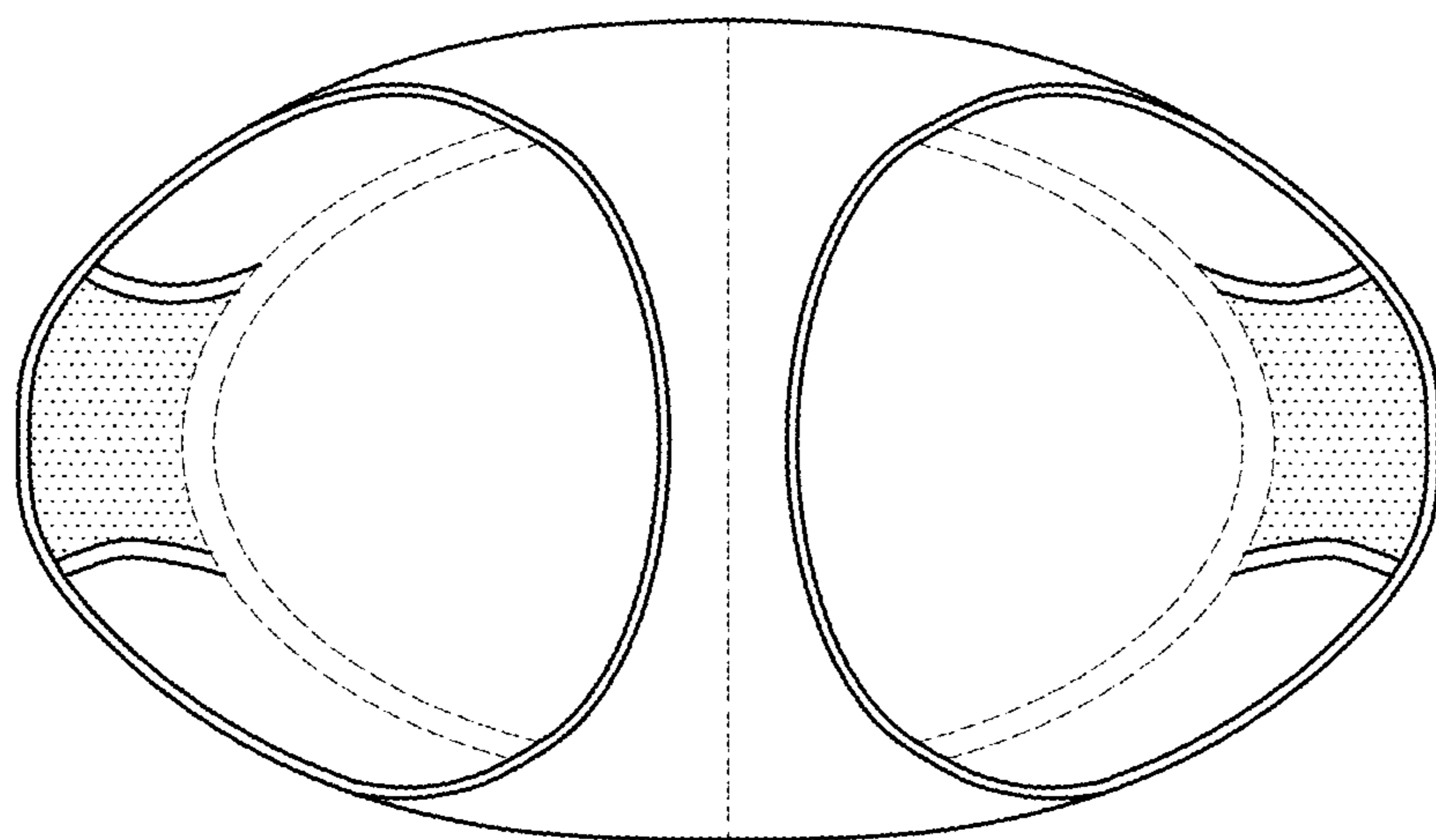


FIG. 7