



US00D803517S

(12) **United States Design Patent**
Smartt

(10) **Patent No.:** **US D803,517 S**

(45) **Date of Patent:** **** Nov. 28, 2017**

(54) **GLOVE**

(71) Applicant: **Stanley F. Smartt**, Maryville, TN (US)

(72) Inventor: **Stanley F. Smartt**, Maryville, TN (US)

(**) Term: **15 Years**

(21) Appl. No.: **29/556,410**

(22) Filed: **Mar. 1, 2016**

(51) **LOC (10) Cl.** **02-06**

(52) **U.S. Cl.**
USPC **D2/617**

(58) **Field of Classification Search**

USPC D2/615, 616, 617, 619, 620, 621, 623,
D2/858; D3/221; D6/570; D29/113,
D29/117.1, 119, 123

CPC B29D 31/00; A41D 19/015; A41D 19/00;
A41D 19/0003; A41D 19/0062; A41D
19/0089; A41D 19/001547; A41D
19/01523; A41D 19/01576; A63B 71/146

See application file for complete search history.

(56) **References Cited**

U.S. PATENT DOCUMENTS

- D132,472 S * 5/1942 Schraps D2/621
- 3,255,461 A * 6/1966 Bullock A63B 71/146
2/159
- 3,881,197 A * 5/1975 Andrews A41D 19/00
2/161.8
- 4,751,747 A * 6/1988 Banks A41D 19/01529
2/161.8
- D347,100 S * 5/1994 Greene D29/113
- 5,758,365 A * 6/1998 Steeley A63B 71/148
2/160
- 5,991,926 A * 11/1999 Lakusiewicz A41D 19/01558
2/161.1
- D553,301 S * 10/2007 Van Buren D29/117.1

- D584,859 S * 1/2009 Kishihara D29/117.2
- D628,358 S * 12/2010 Bengyak D2/619
- D635,736 S * 4/2011 Warman D2/615
- D653,427 S * 2/2012 Wong D2/619

OTHER PUBLICATIONS

Nike Hyperbeast 2.0, posted at Amazon.com, posted on Jul. 8, 2015, [online], [site visited Mar. 27, 2017]. Available from Internet, <<https://www.amazon.com/Nike-Hyperbeast-2-0/product-reviews/B00TL5BUCW>>.*

Shocker gloves, posted at Evo.com, posted on Dec. 8, 2009, [online], [site visited Mar. 27, 2017]. Available from Internet, <<http://www.evo.com/outlet/gloves/pow-shocker-3.aspx>>.*

(Continued)

Primary Examiner — Mary Ann Calabrese

Assistant Examiner — Catherine Ho

(74) *Attorney, Agent, or Firm* — Knox Patents; Kenneth C. Spafford

(57) **CLAIM**

The ornamental design for a glove, as shown and described.

DESCRIPTION

FIG. 1 is a front view of a left glove, with the black shaded areas showing color contrast.

FIG. 2 is a back view thereof.

FIG. 3 is a front perspective view thereof, displaying the glove in a different arrangement.

FIG. 4 is a front view thereof, displaying the glove in a different arrangement.

FIG. 5 is a left side view thereof.


FIG. 6 is a right side view thereof.

FIG. 7 is a top view thereof; and,

FIG. 8 is a bottom view thereof.

The broken line portion of the figure drawings is included to show portions of the article that form no part of the claimed design. The black shaded areas represent color contrast.

1 Claim, 2 Drawing Sheets



(56)

References Cited

OTHER PUBLICATIONS

Schutt Youth DNA Receiver Football Gloves, posted at Amazon.com, posted on Jan. 19, 2013, [online], [site visited Mar. 27, 2017]. Available from Internet, <<https://www.amazon.com/Schutt-Youth-Football-Receiver-Gloves/dp/B0057LR5XW>>.*

Nike Vapor Fly, posted at Amazon.com, posted on Dec. 15, 2014, [online], [site visited Mar. 27, 2017]. Available from Internet, <<https://www.amazon.com/Nike-Field-HyperFuse-Football-Receiver/dp/B01LWSKT2E>>.*

* cited by examiner




Fig. 1




Fig. 2




Fig. 3

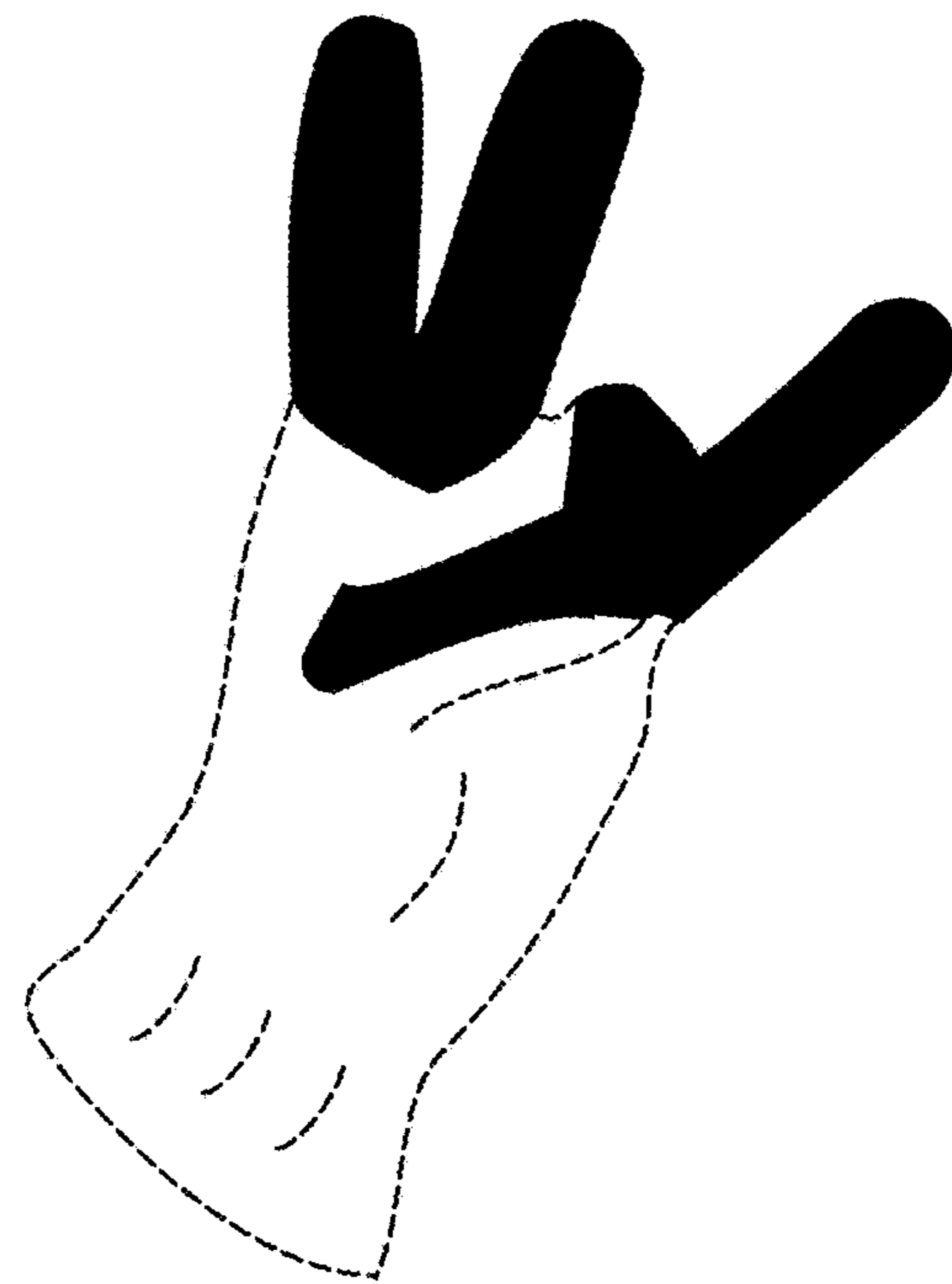


Fig. 4




Fig. 5



Fig. 6

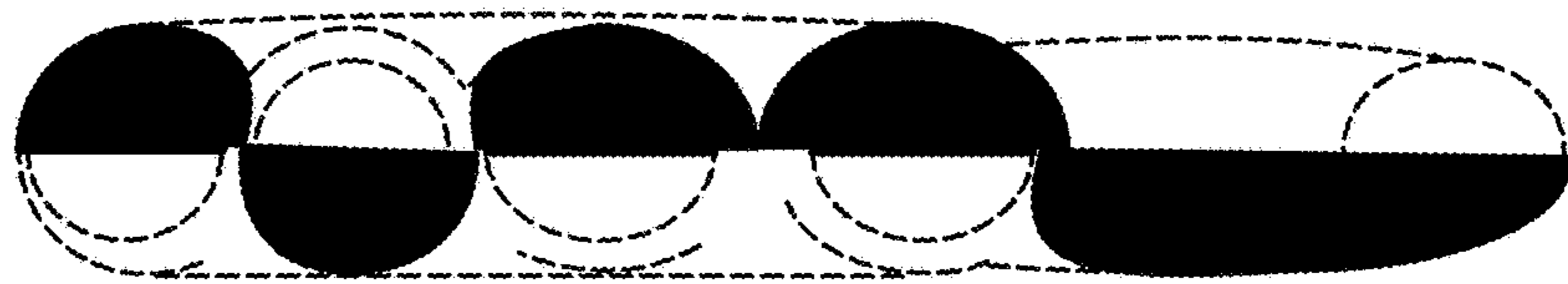


Fig. 7




Fig. 8