



US00D803505S

(12) **United States Design Patent**
Duvigneau

(10) **Patent No.:** **US D803,505 S**

(45) **Date of Patent:** **** Nov. 21, 2017**

(54) **TRASH BIN**

(71) Applicant: **CURVER Luxembourg Sarl,**
Nieder Korn (LU)

(72) Inventor: **Nikolai Duvigneau, Zichron Yaacov**
(IL)

(73) Assignee: **CURVER LUXEMBOURG SARL,**
Neidercorn (LU)

(**) Term: **15 Years**

(21) Appl. No.: **29/533,022**

(22) Filed: **Jul. 13, 2015**

(30) **Foreign Application Priority Data**

Jan. 11, 2015 (IL) 0056428

(51) **LOC (10) Cl.** **09-09**

(52) **U.S. Cl.**
USPC **D34/9**

(58) **Field of Classification Search**
USPC D34/1-11; 220/908, 263, 810, 260
CPC B65F 1/1615; B65F 1/1638
See application file for complete search history.

(56) **References Cited**

U.S. PATENT DOCUMENTS

D486,284 S * 2/2004 Brand D34/7
D559,494 S * 1/2008 Yang D34/7
D564,170 S * 3/2008 Chen D34/9

D584,469 S * 1/2009 Yang D34/9
D623,819 S * 9/2010 Yang D34/9
D626,713 S * 11/2010 Yang D34/9
D632,864 S * 2/2011 Yang D34/9
D636,961 S * 4/2011 Duvigneau D34/9
D648,500 S * 11/2011 Haimoff D34/7
D758,686 S * 6/2016 Beumer D34/8
D766,536 S * 9/2016 Karatas D34/7
D769,565 S * 10/2016 Chen D34/9

* cited by examiner

Primary Examiner — Cynthia Ramirez

Assistant Examiner — Gino Colan

(74) *Attorney, Agent, or Firm* — Dorsey & Whitney LLP


(57) **CLAIM**

The ornamental design for a trash bin, as shown and described.

DESCRIPTION

FIG. 1 is a front, top, right perspective view of a trash bin; FIG. 2 is a rear, top, right perspective view of the trash bin seen in FIG. 1; FIG. 3 is a front elevation view of the trash bin seen in FIG. 1; FIG. 4 is a rear elevation view of the trash bin seen in FIG. 1; FIG. 5 is a left side elevation view of the trash bin seen in FIG. 1; right side being a mirror image thereof; and, FIG. 6 is a top plan view of the trash bin seen in FIG. 1. The broken lines shown in the figures are for the purpose of illustrating portions of the trash bin and form no part of the claimed design.

1 Claim, 6 Drawing Sheets






FIG. 1

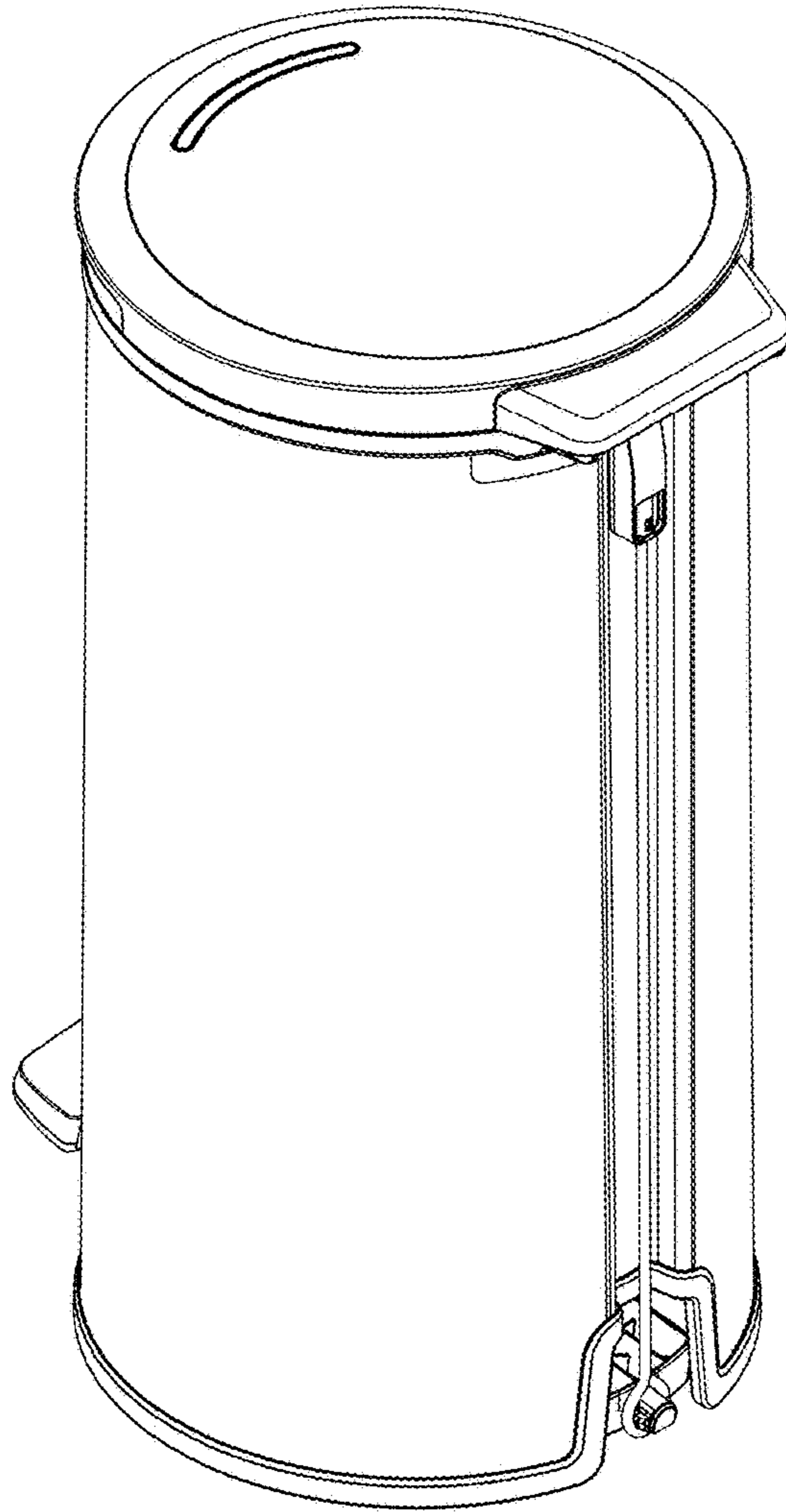


FIG. 2




FIG. 3

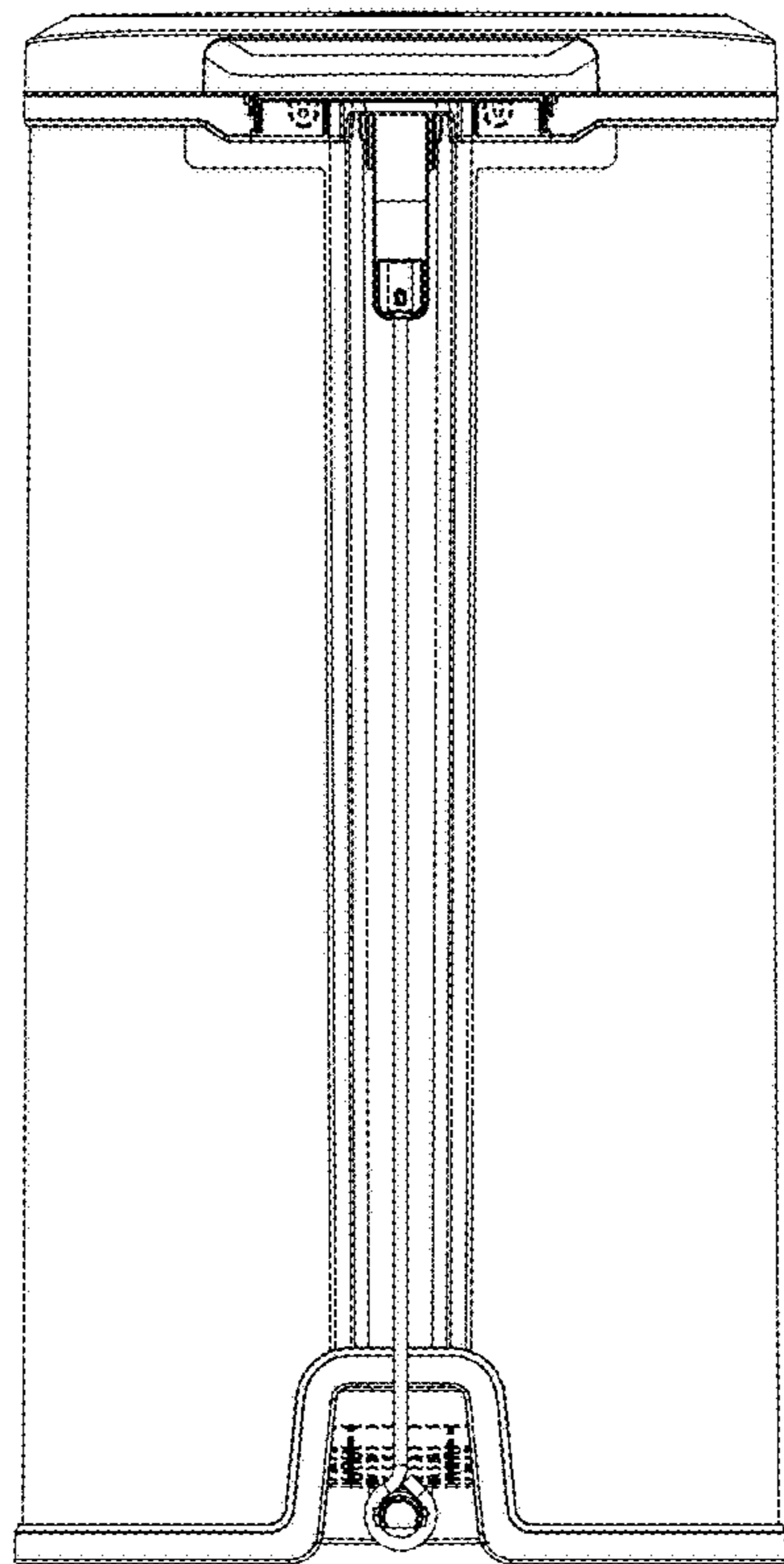


FIG. 4




FIG. 5

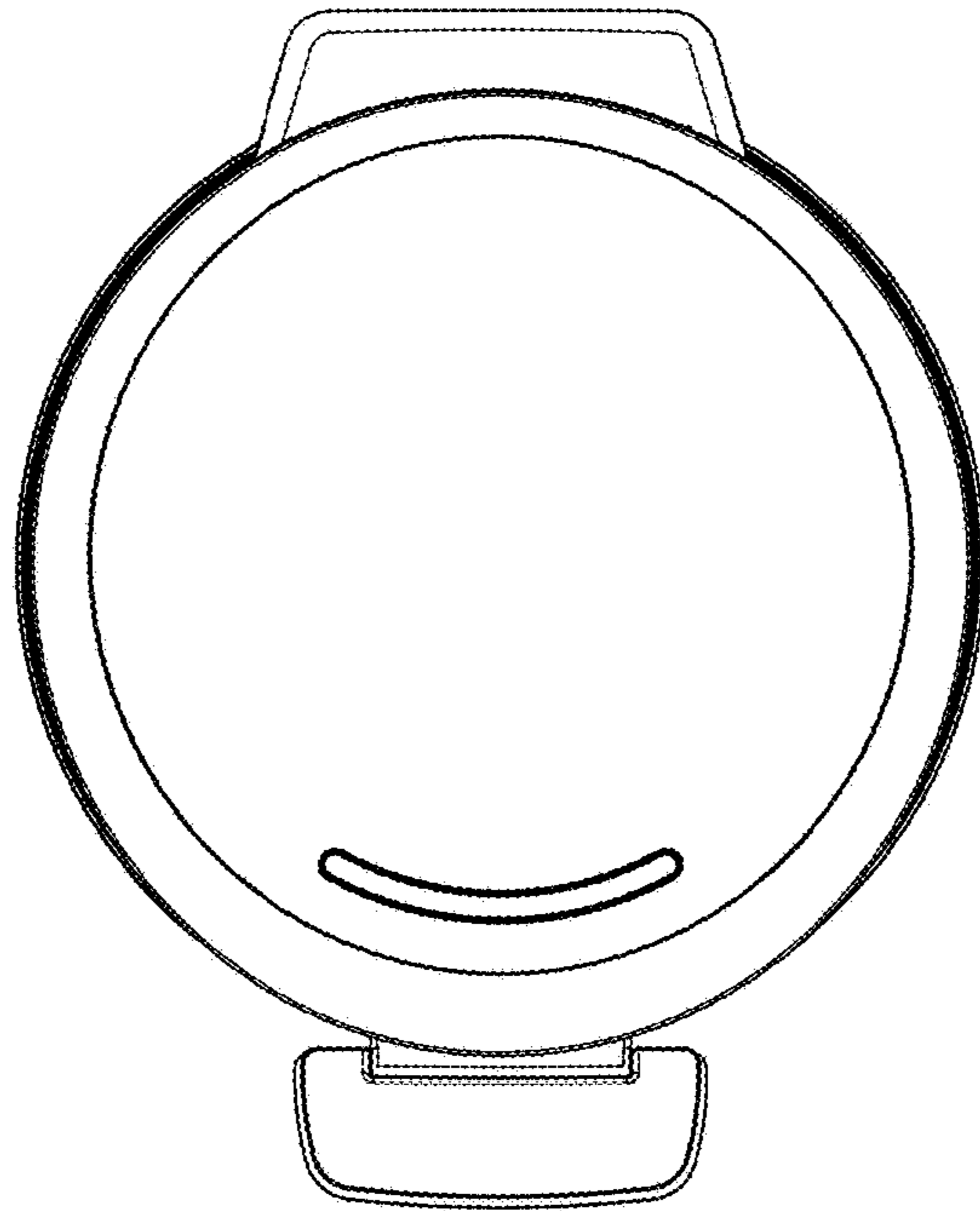


FIG. 6