

US00D803492S

(12) **United States Design Patent** (10) **Patent No.:** **US D803,492 S**
Jang et al. (45) **Date of Patent:** **** Nov. 21, 2017**

(54) **VACUUM CLEANER**
(71) Applicant: **Samsung Electronics Co., Ltd.**,
Suwon-si (KR)
(72) Inventors: **Jae-Ho Jang**, Seoul (KR); **Jae-Jin Lee**,
Goyang-si (KR); **Hyoung-Sub Choi**,
Goyang-si (KR)

D556,397 S * 11/2007 Agren D32/18
D564,149 S * 3/2008 Fjellman D32/18
D564,152 S * 3/2008 Fjellman D32/18
D565,814 S 4/2008 Agren et al.
D566,349 S * 4/2008 Agren D32/18
D578,259 S * 10/2008 Agren D32/18
D648,496 S * 11/2011 Luyckx D32/18
D773,130 S * 11/2016 Gray D32/18

(73) Assignee: **SAMSUNG ELECTRONICS CO., LTD.**, Suwon-si (KR)

FOREIGN PATENT DOCUMENTS

(**) Term: **15 Years**

CN 302842458 S 6/2014
EM 001986001-0001 2/2012
EM 001986001-0002 1/2014
KR 300774948 12/2014

(21) Appl. No.: **29/556,506**

* cited by examiner

(22) Filed: **Mar. 1, 2016**

Primary Examiner — Ruth McInroy

(30) **Foreign Application Priority Data**

(74) *Attorney, Agent, or Firm* — McAndrews Held & Malloy, Ltd.

Sep. 2, 2015 (KR) 30-2015-0044354

(51) **LOC (10) Cl.** **15-05**

(57) **CLAIM**

(52) **U.S. Cl.**

The ornamental design for a vacuum cleaner, as shown and described.

USPC **D32/18**

DESCRIPTION

(58) **Field of Classification Search**

USPC D32/17-18, 21-22, 31, 34
CPC A47L 5/24; A47L 5/28; A47L 5/34; A47L
5/362; A47L 5/36; A47L 11/34; A47L
9/325; A47L 9/20; A47L 9/02; A47L
9/32; A47L 9/322; A47L 9/327; A47L
7/0038

FIG. 1 is a front perspective view of a vacuum cleaner showing our new design;
FIG. 2 is a front elevation view thereof;
FIG. 3 is a rear elevation view thereof;
FIG. 4 is a left-side elevation view thereof;
FIG. 5 is a right-side elevation view thereof;
FIG. 6 is a top plan view thereof;
FIG. 7 is a bottom plan view thereof; and,
FIG. 8 is an exploded top perspective view thereof.

See application file for complete search history.

The broken lines in the drawings illustrate portions of the vacuum cleaner that form no part of the claimed design.

(56) **References Cited**

U.S. PATENT DOCUMENTS

D448,895 S * 10/2001 Andreas D32/18
D511,598 S * 11/2005 Snowball D32/18

1 Claim, 7 Drawing Sheets

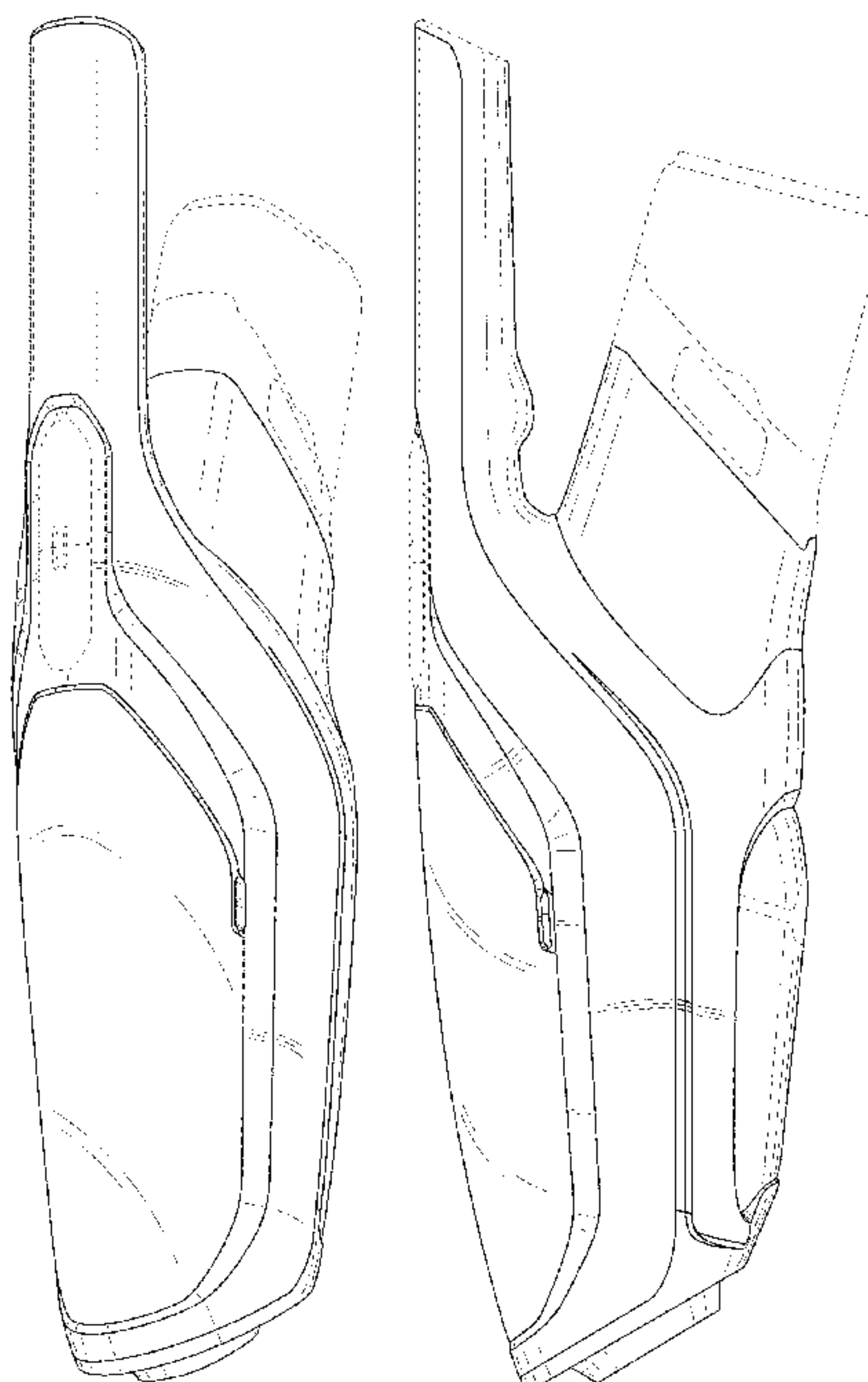


FIG. 1

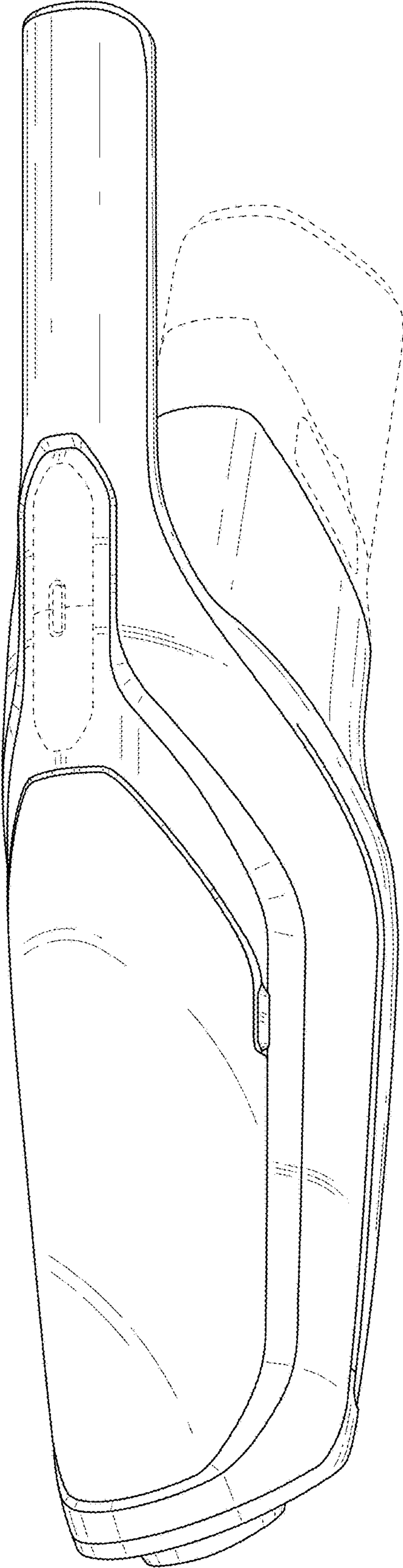


FIG. 2

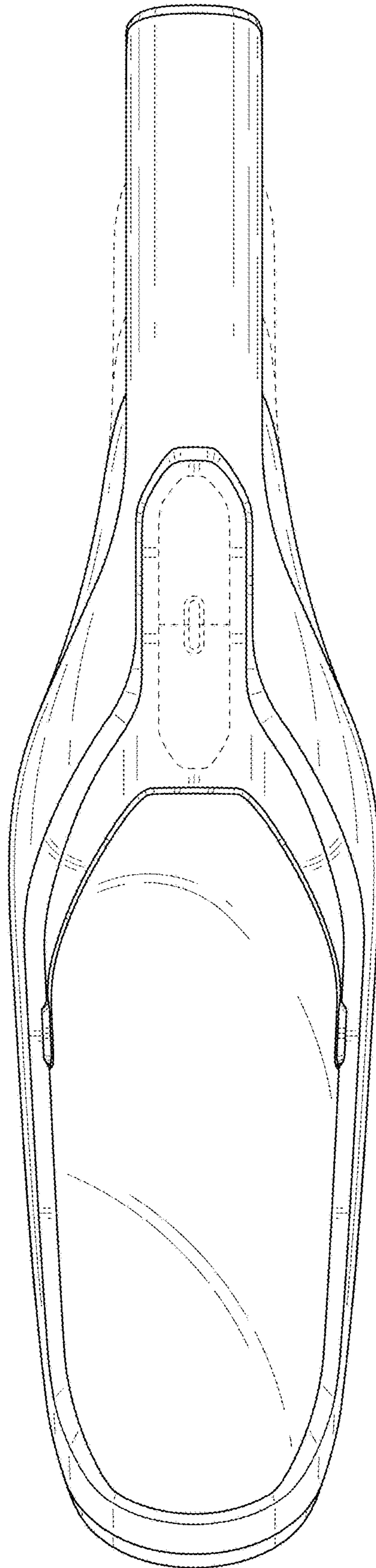


FIG. 3

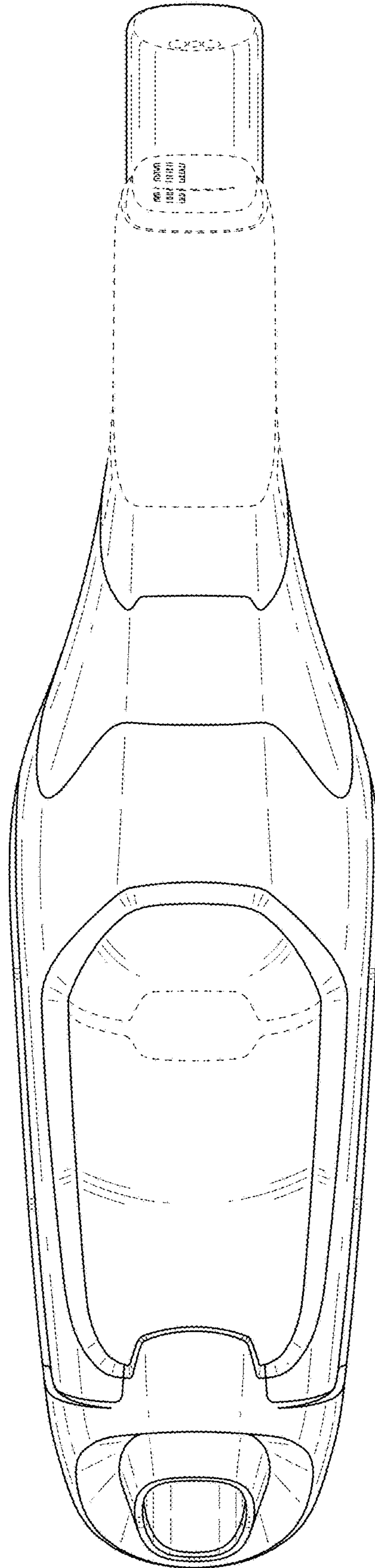


FIG. 4

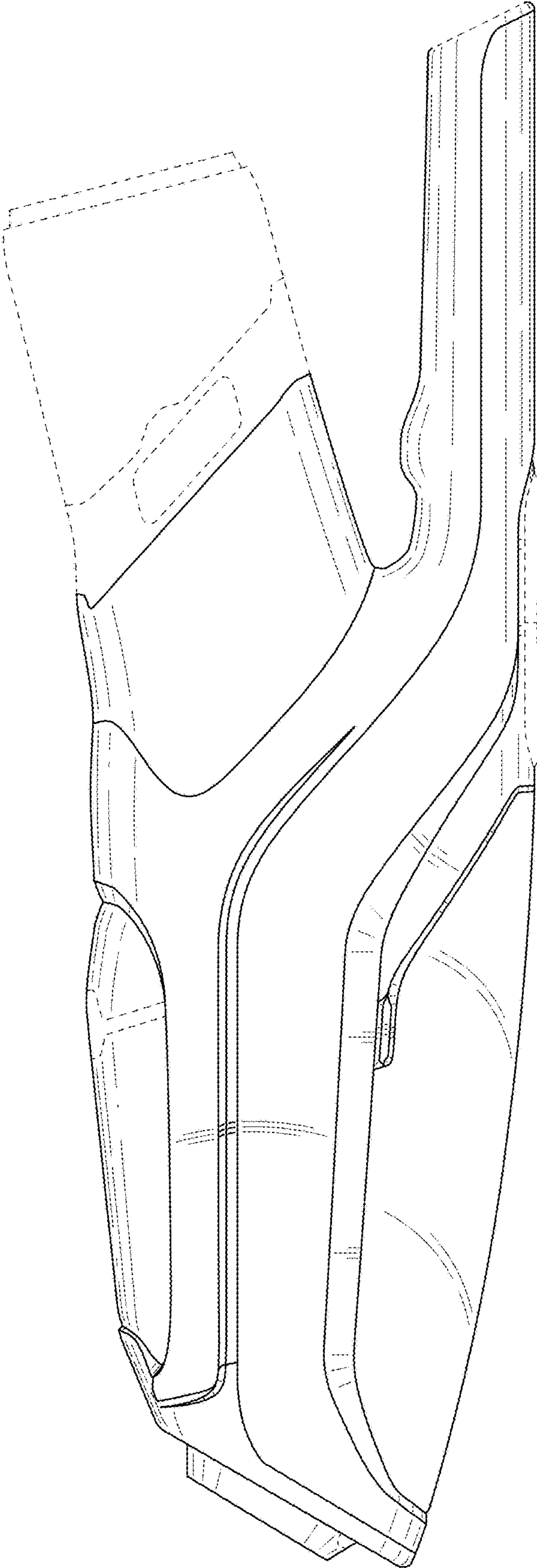


FIG. 5

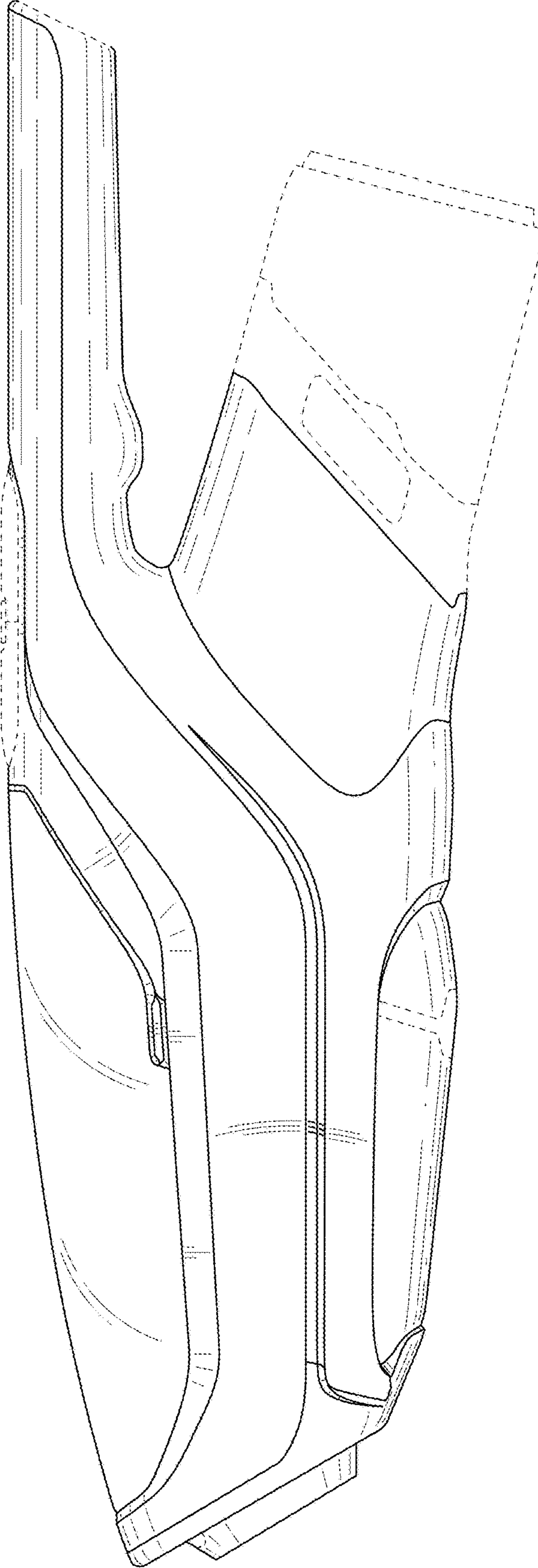


FIG. 6

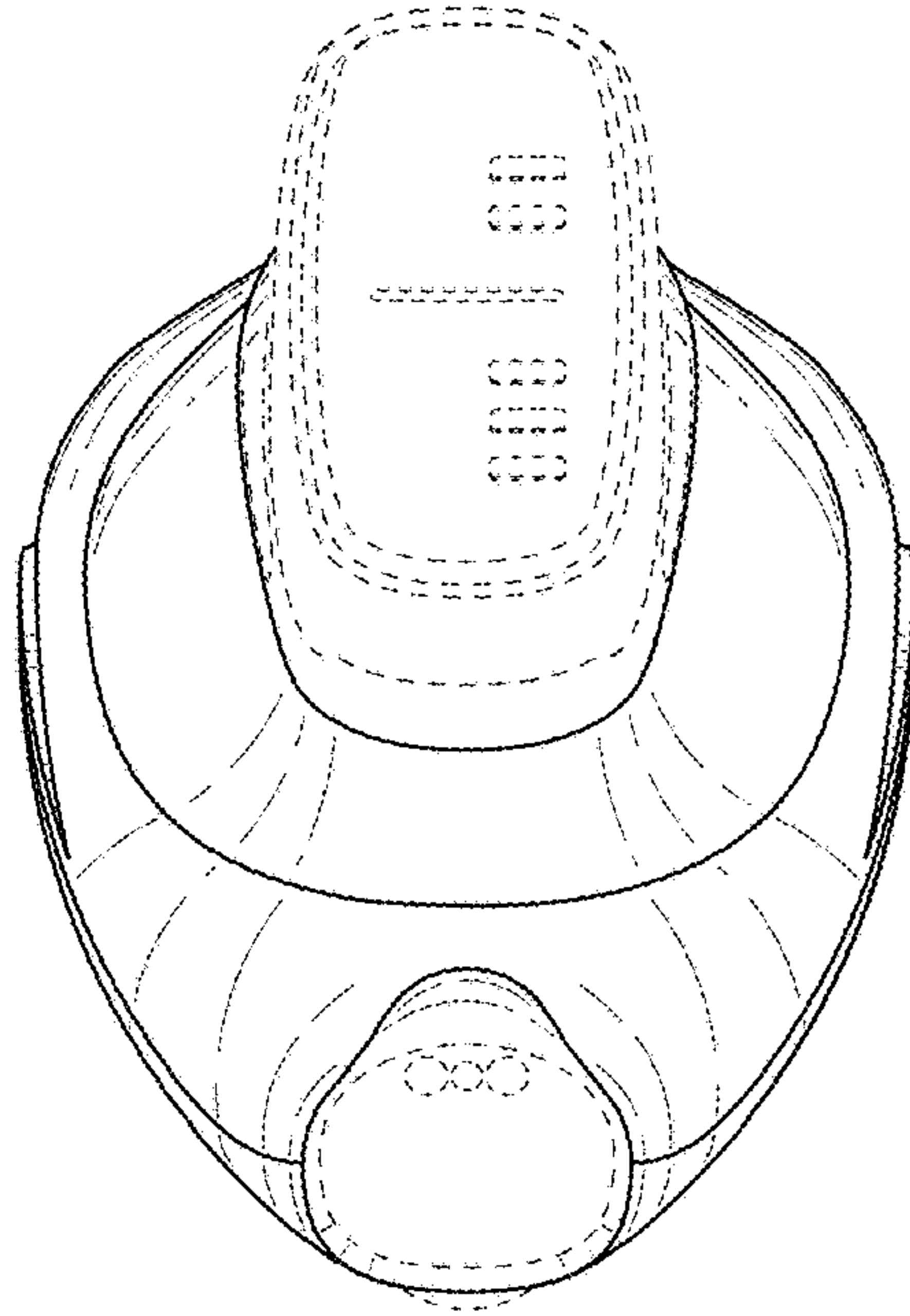


FIG. 7

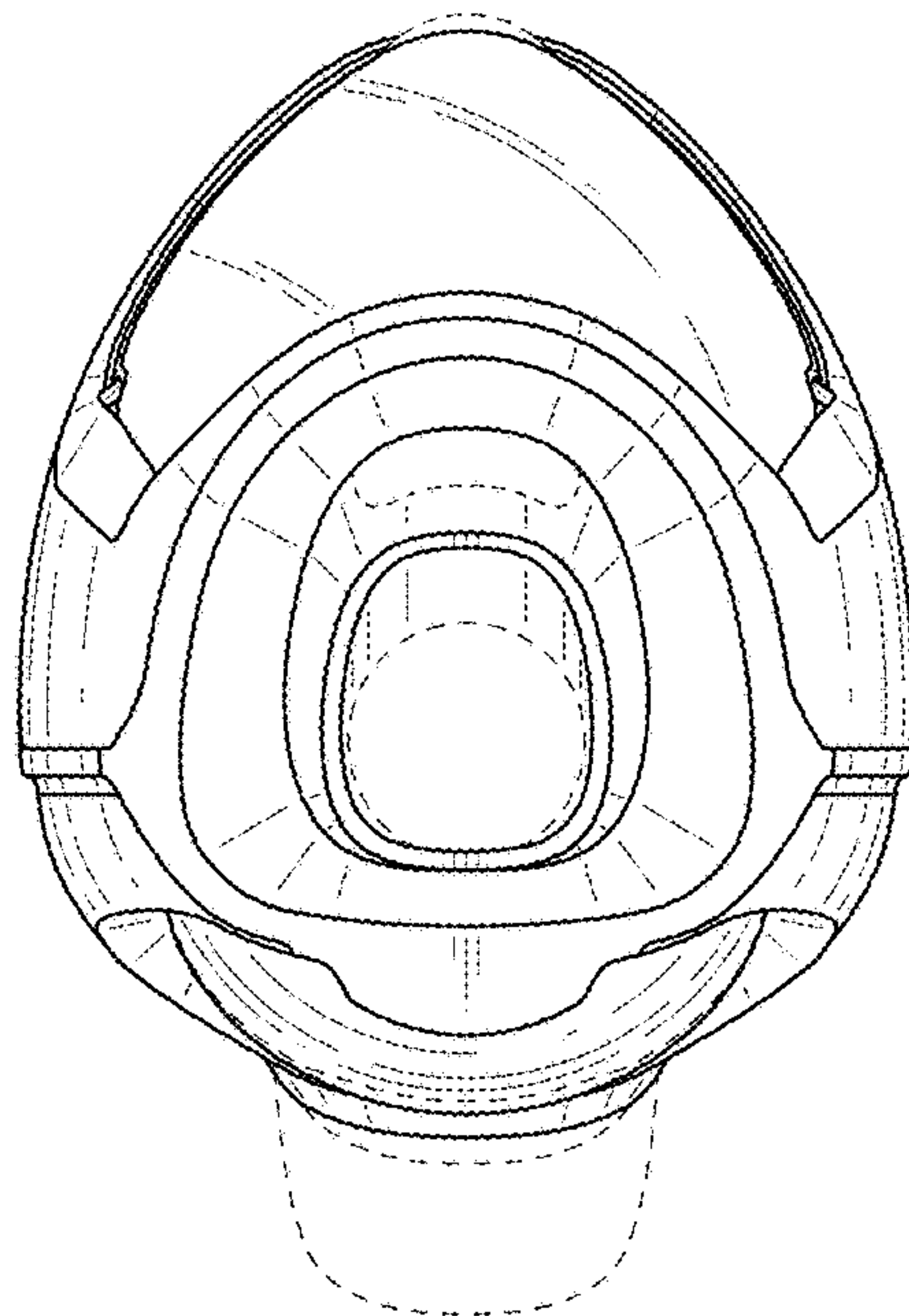


FIG. 8

