

US00D803491S

(12) **United States Design Patent** (10) **Patent No.:** **US D803,491 S**  
**Kahwaji et al.** (45) **Date of Patent:** **\*\* Nov. 21, 2017**

- (54) **DISHWASHER HANDLE**
- (71) Applicant: **WHIRLPOOL CORPORATION**,  
Benton Harbor, MI (US)
- (72) Inventors: **Michael Kahwaji**, St. Joseph, MI (US);  
**Ajay Ram Narayana Pillai**, St. Joseph,  
MI (US); **Jonathan D. Pugh**, Benton  
Harbor, MI (US)
- (73) Assignee: **Whirlpool Corporation**, Benton  
Harbor, MI (US)
- (\*\*) Term: **15 Years**
- (21) Appl. No.: **29/577,332**
- (22) Filed: **Sep. 12, 2016**
- (51) **LOC (10) Cl.** ..... **15-05**
- (52) **U.S. Cl.**  
USPC ..... **D32/3**
- (58) **Field of Classification Search**  
USPC ..... D32/1, 2; D15/91; D7/405-406  
CPC .. A47L 15/00; A47L 15/0002; A47L 15/0005;  
A47L 15/0007; A47L 15/0076  
See application file for complete search history.

- D706,502 S \* 6/2014 Eng ..... D32/3
- D706,997 S \* 6/2014 Eng ..... D32/3
- 8,740,320 B2 6/2014 Eng
- D708,406 S 7/2014 Eng
- 9,005,371 B2 4/2015 Egger et al.
- D730,593 S \* 5/2015 Eng ..... D32/3
- D732,758 S \* 6/2015 Roberson ..... D32/3
- D732,761 S \* 6/2015 Roberson ..... D32/3
- D741,031 S \* 10/2015 Roberson ..... D32/3
- D745,756 S 12/2015 Roberson et al.
- D748,353 S \* 1/2016 Roberson ..... D32/3

(Continued)

*Primary Examiner* — Michael A. Pratt  
*Assistant Examiner* — Michelle E Wilson  
(74) *Attorney, Agent, or Firm* — Price Heneveld LLP

(57) **CLAIM**

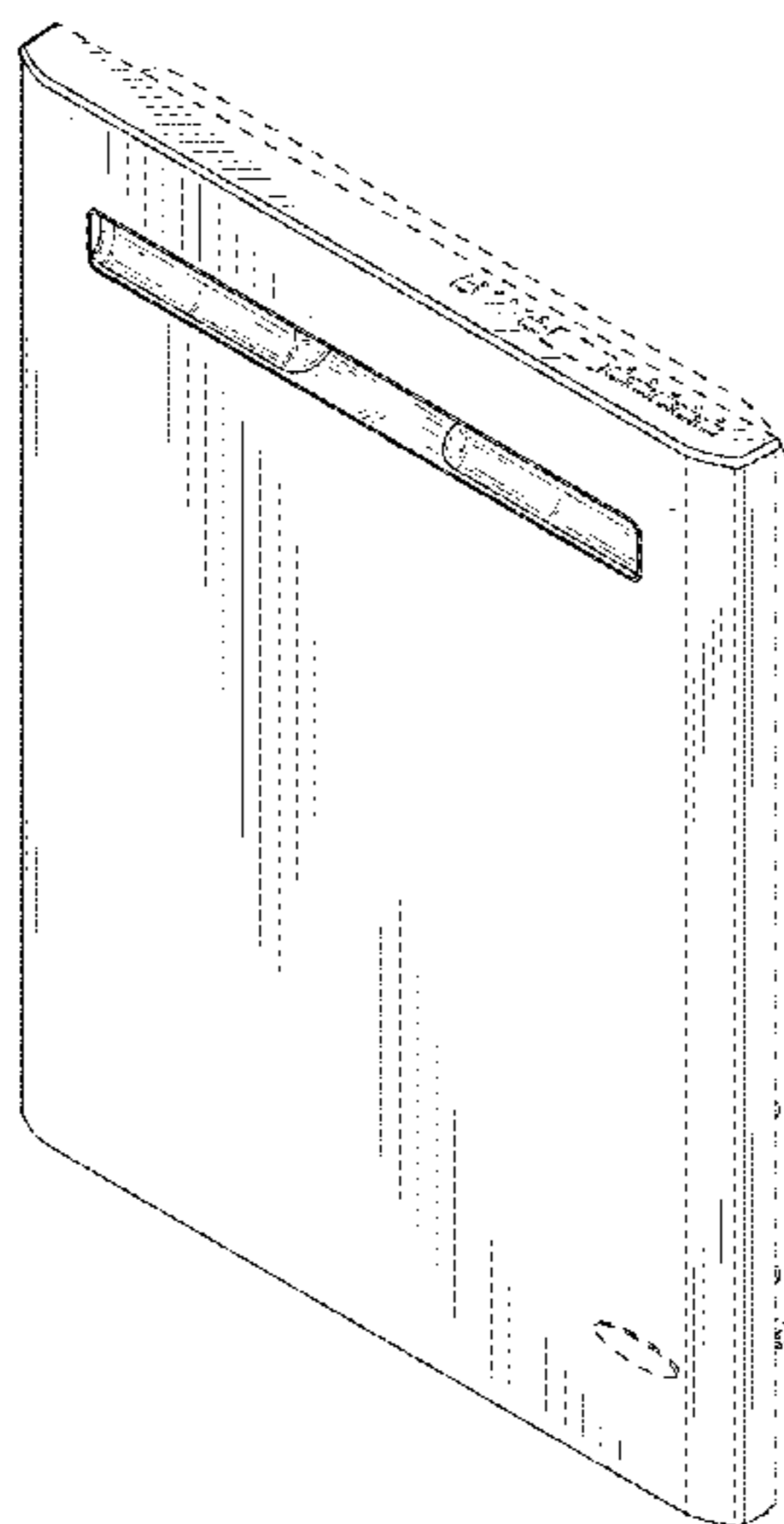
We claim the ornamental design for a dishwasher handle, as shown and described.

**DESCRIPTION**

FIG. 1 is a front perspective view of a dishwasher handle of the present disclosure;  
FIG. 2 is a rear perspective view of the dishwasher handle of FIG. 1;  
FIG. 3 is a front elevational view of the dishwasher handle of FIG. 1;  
FIG. 4 is a rear elevational view of the dishwasher handle of FIG. 1.  
FIG. 5 is a first side elevational view of the dishwasher handle of FIG. 1;  
FIG. 6 is a second side elevational view of the dishwasher handle of FIG. 1;  
FIG. 7 is a top plan view of the dishwasher handle of FIG. 1; and,  
FIG. 8 is a bottom plan view of the dishwasher handle of FIG. 1.  
The broken lines depict portions of the article that form no part of the claimed design.

**1 Claim, 6 Drawing Sheets**

- (56) **References Cited**  
U.S. PATENT DOCUMENTS
- 5,383,724 A \* 1/1995 Wrangberth ..... A47L 15/4261  
312/325
- 5,806,942 A \* 9/1998 Jenkins, Jr. .... F25D 23/028  
312/204
- D665,956 S \* 8/2012 Eng ..... D32/2
- D670,457 S \* 11/2012 Eng ..... D32/3
- D684,734 S \* 6/2013 Eng ..... D32/3
- D684,735 S 6/2013 Eng et al.
- D684,736 S \* 6/2013 Eng ..... D32/3
- D692,628 S \* 10/2013 Eng ..... D32/2
- D696,477 S \* 12/2013 Eng ..... D32/3
- D698,506 S \* 1/2014 Eng ..... D32/3
- D702,006 S \* 4/2014 Eng ..... D32/3



(56)

**References Cited**

U.S. PATENT DOCUMENTS

D748,875 S *	2/2016	Roberson .....	D26/42
D755,455 S	5/2016	Roberson et al.	
D760,453 S *	6/2016	Roberson .....	D32/2
D765,923 S *	9/2016	Roberson .....	D32/3
D778,008 S *	1/2017	Roberson .....	D32/3
2003/0067254 A1 *	4/2003	Manke .....	A47L 15/4265 312/204

\* cited by examiner

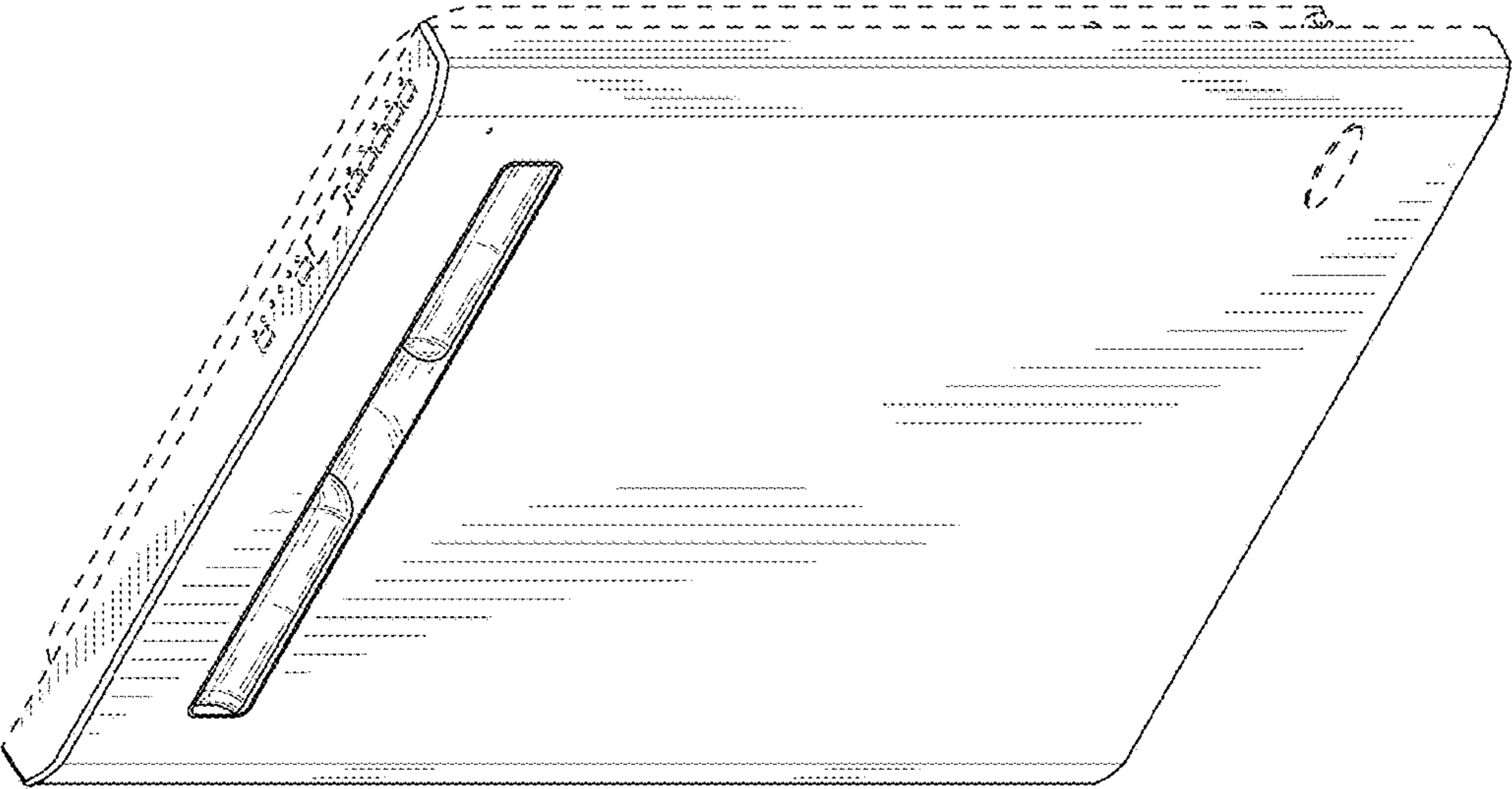


FIG. 1

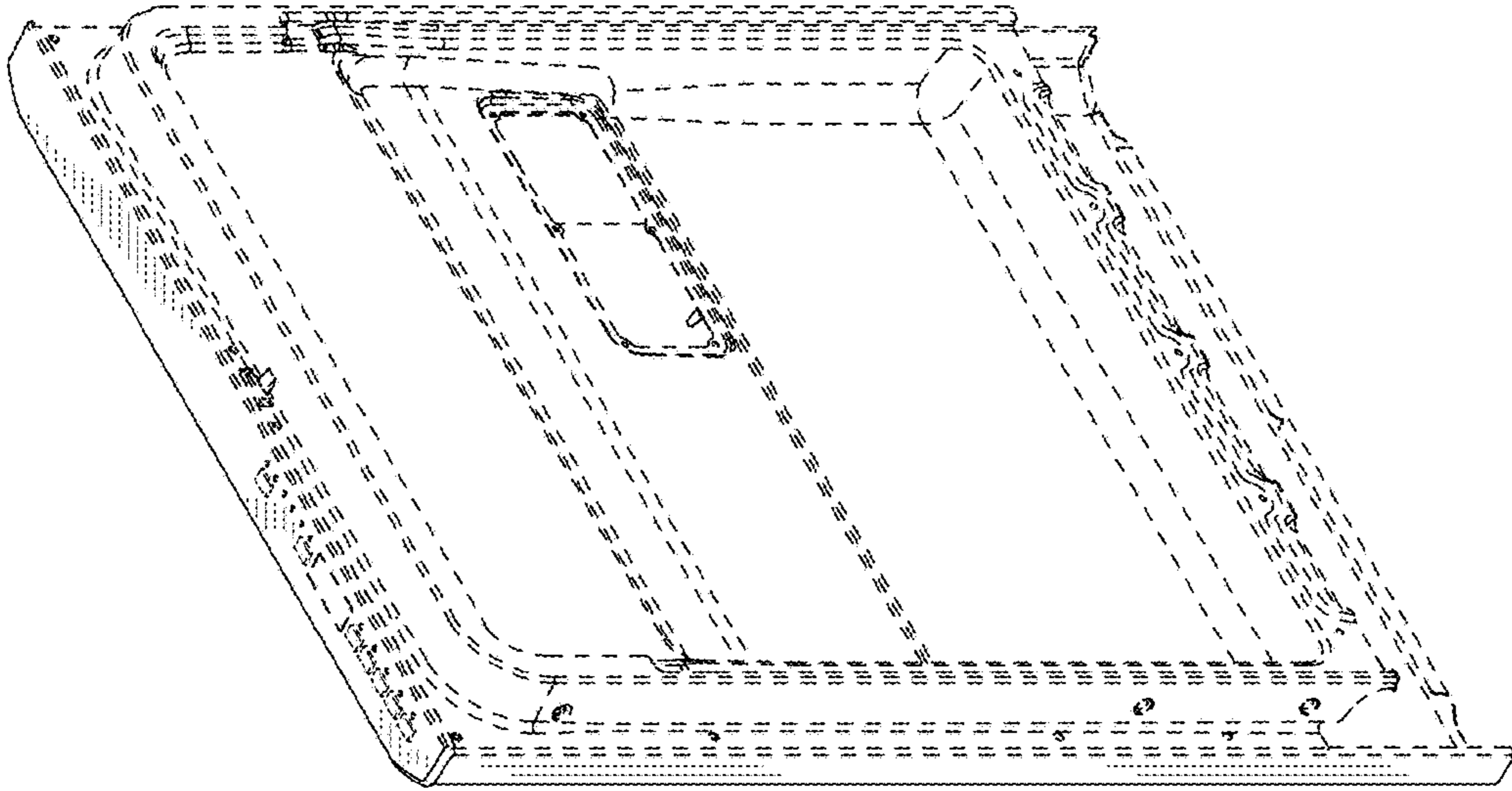


FIG. 2




FIG. 3

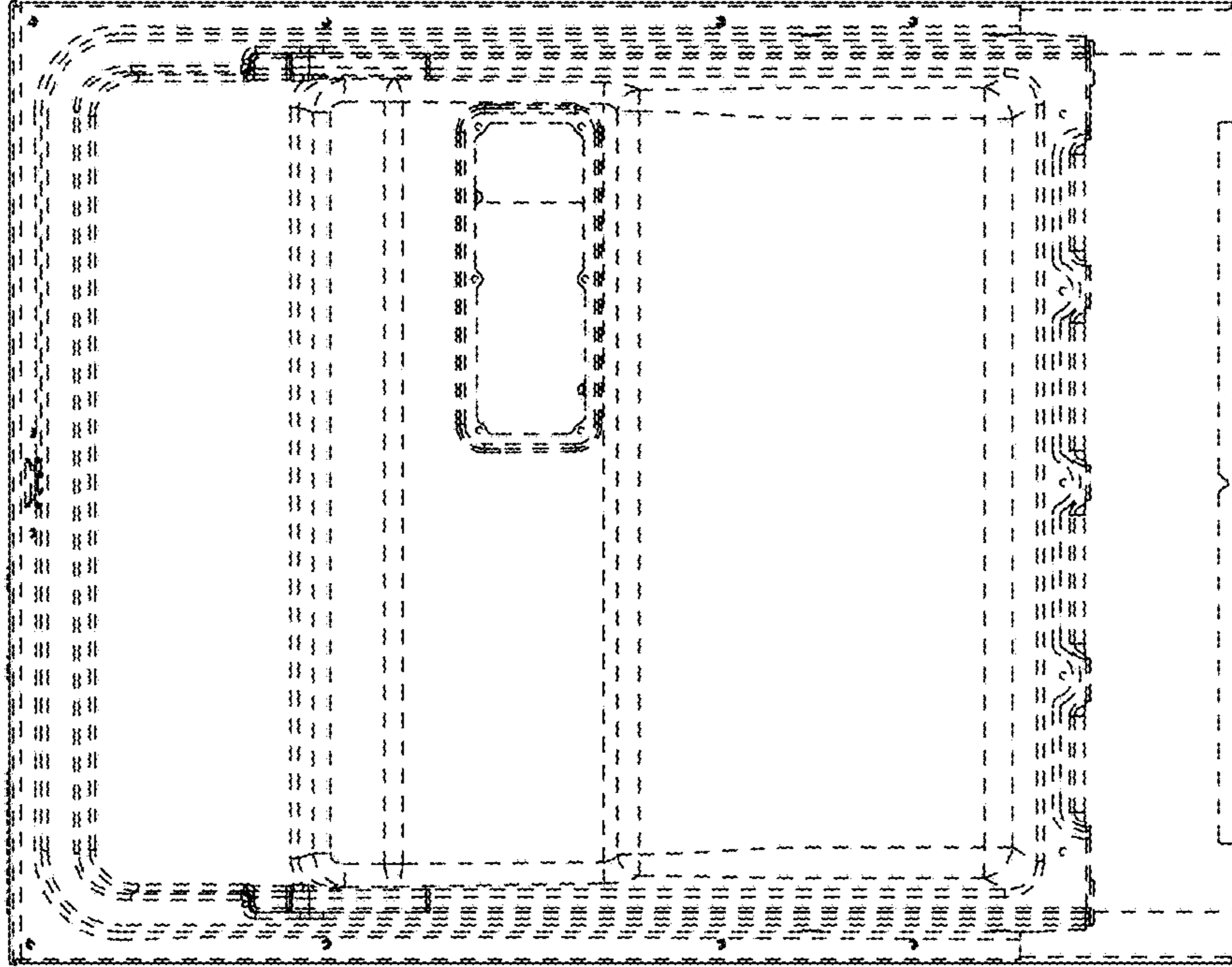


FIG. 4




FIG. 6




FIG. 5




FIG. 7




FIG. 8