



US00D803442S

(12) **United States Design Patent**  
**Green**

(10) **Patent No.:** **US D803,442 S**

(45) **Date of Patent:** **\*\* Nov. 21, 2017**

(54) **HEADLAMP**

D477,680 S \* 7/2003 Petzl ..... D26/39  
D492,052 S \* 6/2004 Schnell ..... D26/39  
D544,621 S \* 6/2007 Kim ..... D26/37

(71) Applicant: **Home Depot Product Authority, LLC,**  
Atlanta, GA (US)

(72) Inventor: **Adam R. Green,** Marietta, GA (US)

(73) Assignee: **Home Depot Product Authority, LLC,**  
Atlanta, GA (US)

(\*\*) Term: **15 Years**

(21) Appl. No.: **29/570,790**

(22) Filed: **Jul. 12, 2016**

**OTHER PUBLICATIONS**

Image of Rayovac Virtually Indestructible LED 3AAA Headlight, Model DIYHL3AAA-B, publicly available prior to Oct. 24, 2014. Image of Rayovac Indestructible 3AAA 100 Lumen Headlight, Model DIYHPHL-13, publicly available prior to Oct. 24, 2014. Another Image of Rayovac Indestructible 3AAA 100 Lumen Headlight, Model DIYHPHL-B, publicly available prior to Oct. 24, 2014. Office Action Received in Canadian Counterpart Application No. 169171, dated Aug. 3, 2016 (1 page).

\* cited by examiner

*Primary Examiner* — Marcus Jackson

(74) *Attorney, Agent, or Firm* — Greenberg Traurig, LLP

**Related U.S. Application Data**

(62) Division of application No. 29/507,210, filed on Oct. 24, 2014, now Pat. No. Des. 762,899.

(51) **LOC (10) Cl.** ..... **26-02**

(52) **U.S. Cl.**  
USPC ..... **D26/39**

(58) **Field of Classification Search**  
USPC ..... D26/37-50; 362/158-174, 183-208  
CPC ..... F21V 33/00; F21V 14/025; F21V 21/046;  
F21V 2101/02; F21L 17/00; F21L 13/08  
See application file for complete search history.

**References Cited**

**U.S. PATENT DOCUMENTS**

D405,202 S \* 2/1999 Fattori ..... D26/39  
D470,615 S \* 2/2003 Janice ..... D26/39

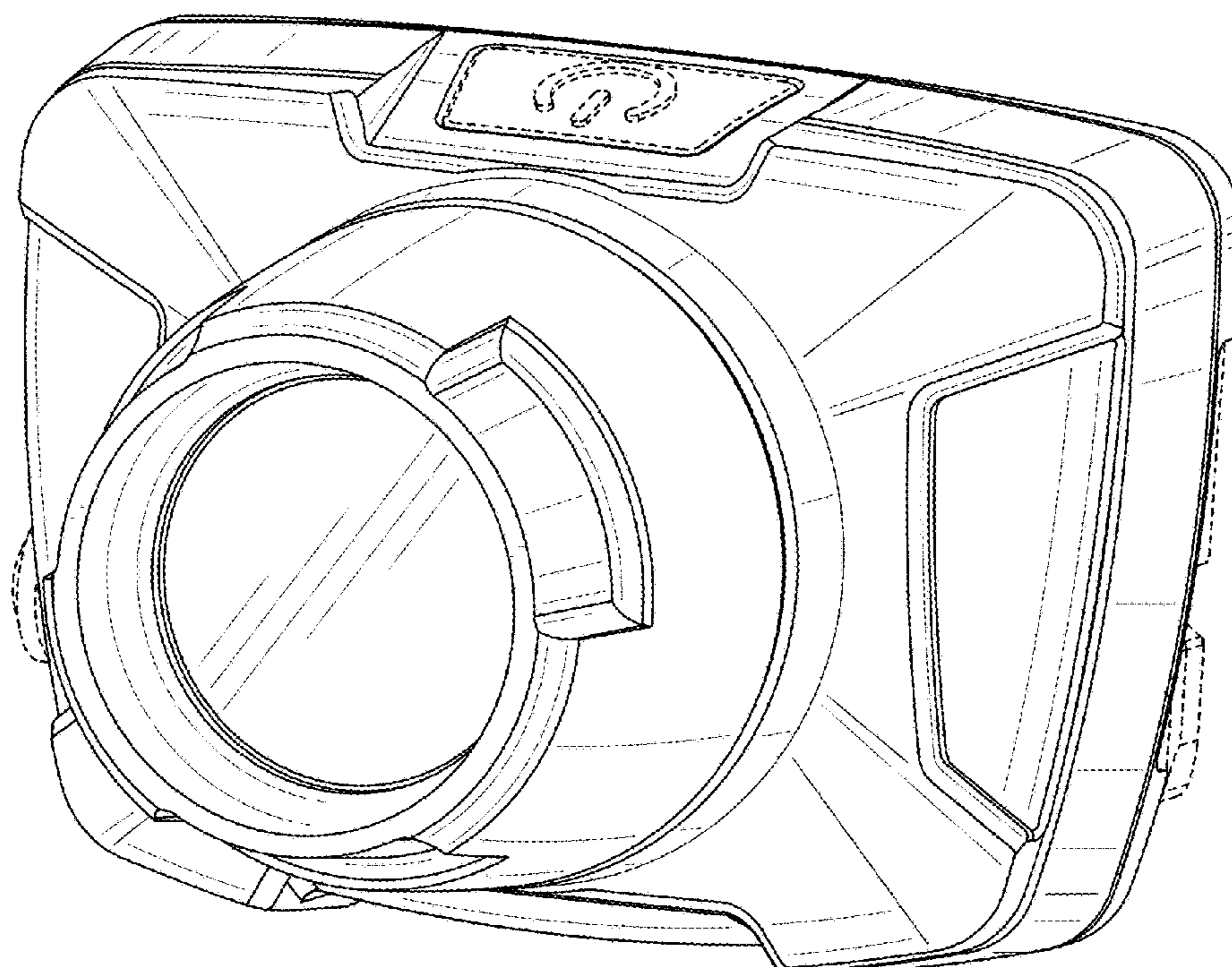
(57) **CLAIM**

The ornamental design for a headlamp, as shown and described.

**DESCRIPTION**

FIG. 1 is a perspective view of my headlamp;  
FIG. 2 is a front view thereof;  
FIG. 3 is a right side view thereof, the left side view thereof being a mirror image (except that it lacks the unclaimed feature shown in dashed lines);  
FIG. 4 is a top view thereof; and,  
FIG. 5 is a bottom view thereof.  
The dashed lines in the figures represent environmental structure only and form no part of the claimed design.

**1 Claim, 5 Drawing Sheets**



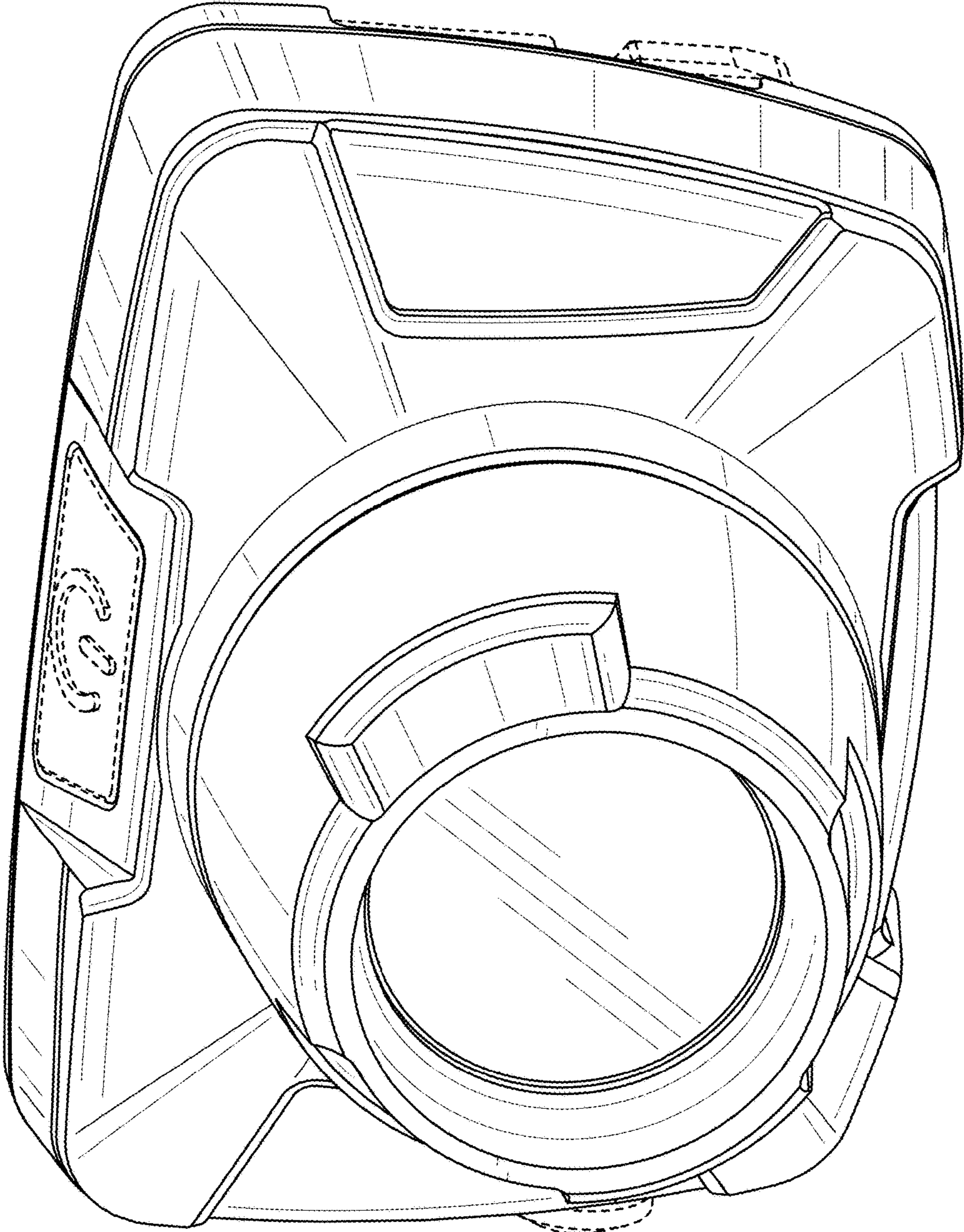


FIG. 1

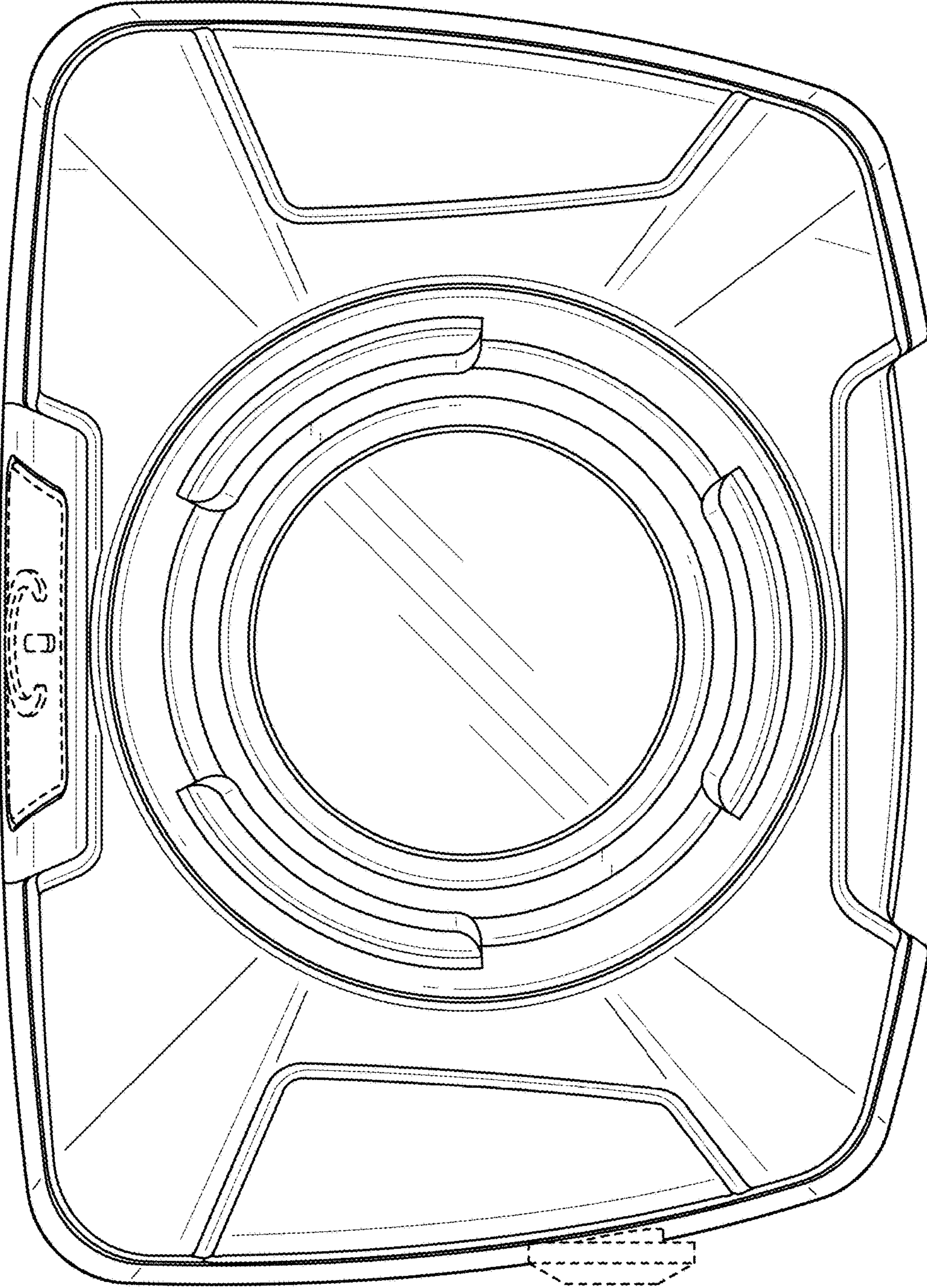


FIG. 2

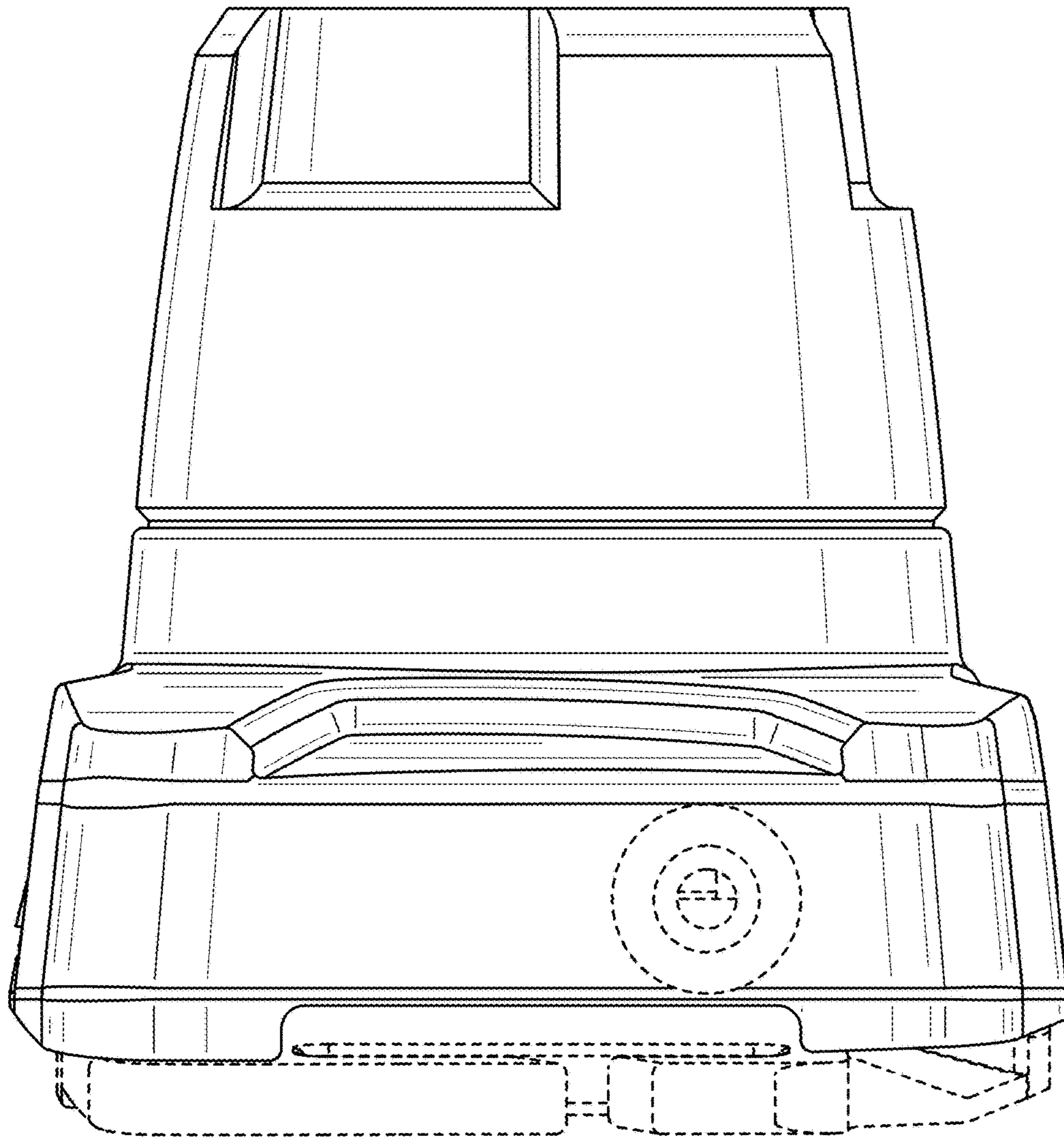


FIG. 3

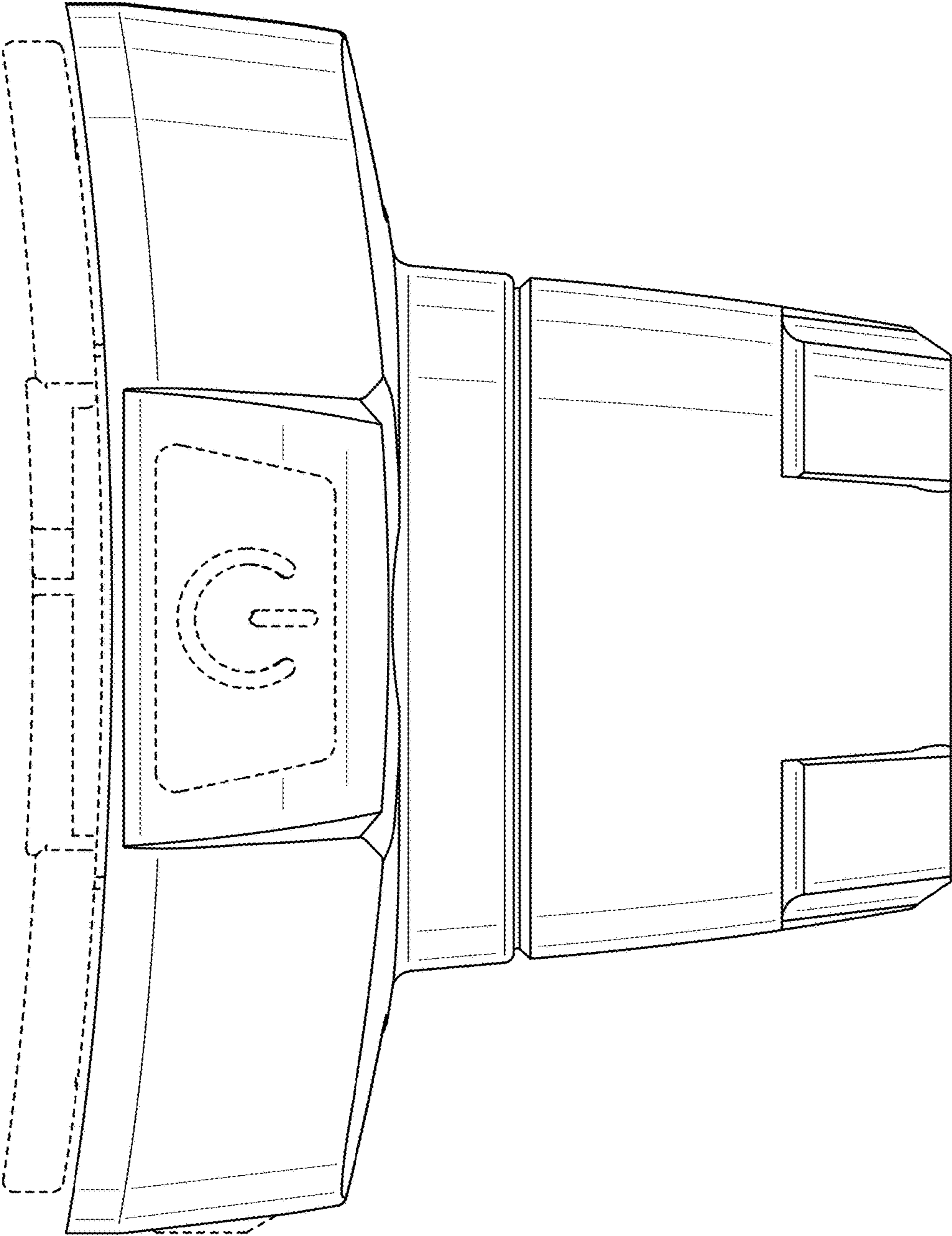


FIG. 4

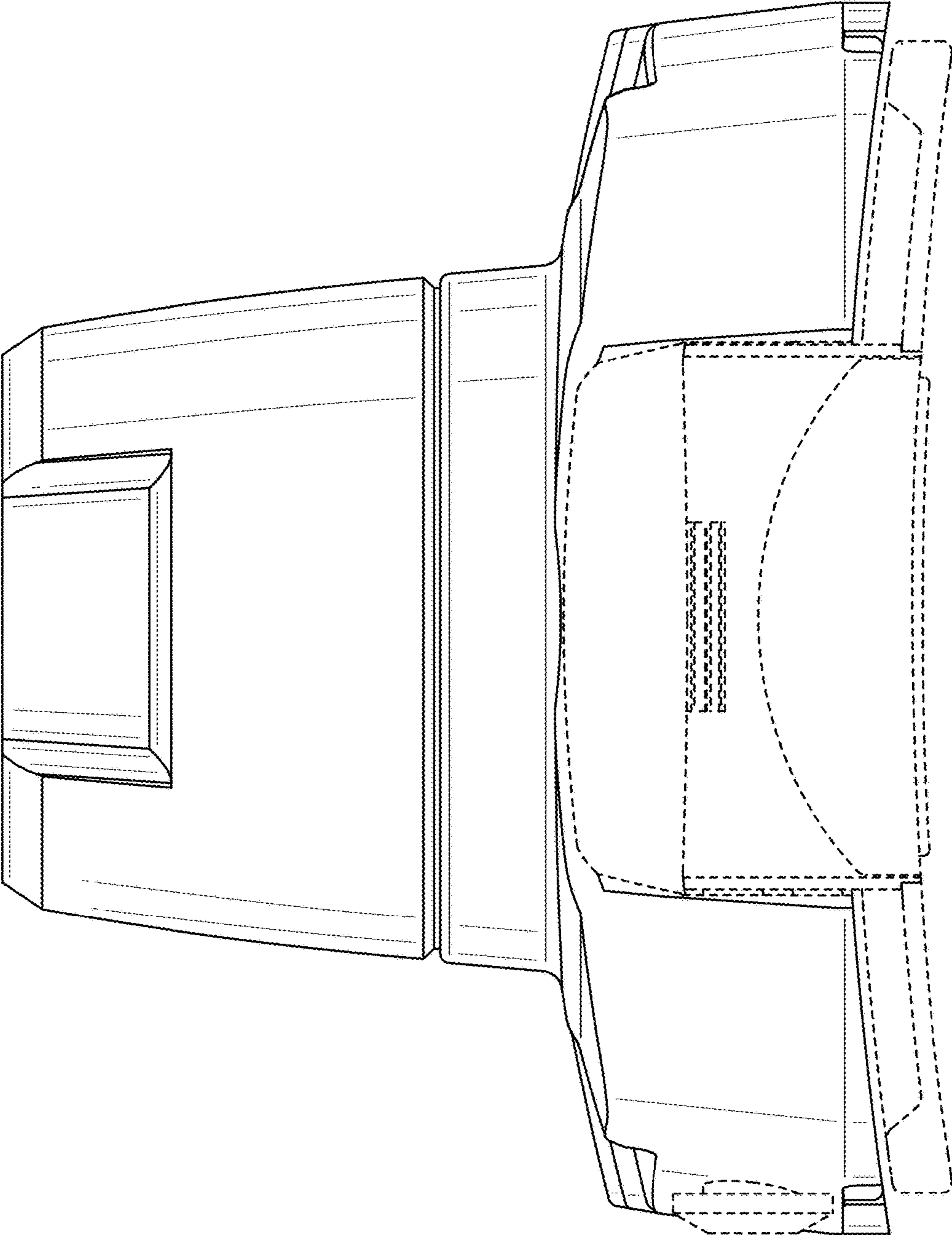


FIG. 5