



US00D803431S

(12) **United States Design Patent**  
**Choi**

(10) **Patent No.:** **US D803,431 S**

(45) **Date of Patent:** **\*\* Nov. 21, 2017**

(54) **REAR COMBINATION LAMP FOR AN  
AUTOMOBILE**

(71) Applicant: **GM GLOBAL TECHNOLOGY  
OPERATIONS LLC**, Detroit, MI (US)

(72) Inventor: **Leeyong Choi**, Incheon (KR)

(73) Assignee: **GM GLOBAL TECHNOLOGY  
OPERATIONS LLC**, Detroit, MI (US)

(\*\*) Term: **15 Years**

(21) Appl. No.: **29/572,473**

(22) Filed: **Jul. 28, 2016**

(30) **Foreign Application Priority Data**

Feb. 4, 2016 (KR) ..... 30-2016-0005686

(51) **LOC (10) Cl.** ..... **26-06**

(52) **U.S. Cl.**  
USPC ..... **D26/28**

(58) **Field of Classification Search**  
USPC ..... D26/28.36; 362/80-83, 267-269,  
362/459-468, 475-478, 485-487  
CPC ..... F21S 48/00; F21S 48/10; F21S 48/115;  
F21S 48/1233; F21S 48/1266; F21S  
48/1388; F21S 48/2268; F21V 21/04  
See application file for complete search history.

(56) **References Cited**

**U.S. PATENT DOCUMENTS**

D476,436 S \* 6/2003 Lin ..... D26/28  
D497,016 S \* 10/2004 Wu ..... D26/28

D717,982 S \* 11/2014 Lai ..... D26/28  
D735,911 S \* 8/2015 O'Donnell ..... D26/28  
D747,819 S \* 1/2016 Thole ..... D26/28  
D749,757 S \* 2/2016 Han ..... D26/28  
D759,275 S \* 6/2016 Hwang ..... D26/28

\* cited by examiner

*Primary Examiner* — Marcus Jackson

(74) *Attorney, Agent, or Firm* — Browdy and Neimark,  
PLLC

(57) **CLAIM**

The ornamental design for a rear combination lamp for an automobile, as shown and described.

**DESCRIPTION**

FIG. 1 is a perspective view of new design for a rear combination lamp for an automobile as shown in the drawings;  
FIG. 2 is a front elevation view of the rear combination lamp for an automobile;  
FIG. 3 is a rear elevation view of the rear combination lamp for an automobile;  
FIG. 4 is a left side view of the rear combination lamp for an automobile;  
FIG. 5 is a right side view of the rear combination lamp for an automobile;  
FIG. 6 is a top plan view of the rear combination lamp for an automobile; and,  
FIG. 7 is a bottom plan view of the rear combination lamp for an automobile.

**1 Claim, 7 Drawing Sheets**




Fig. 1




Fig. 2


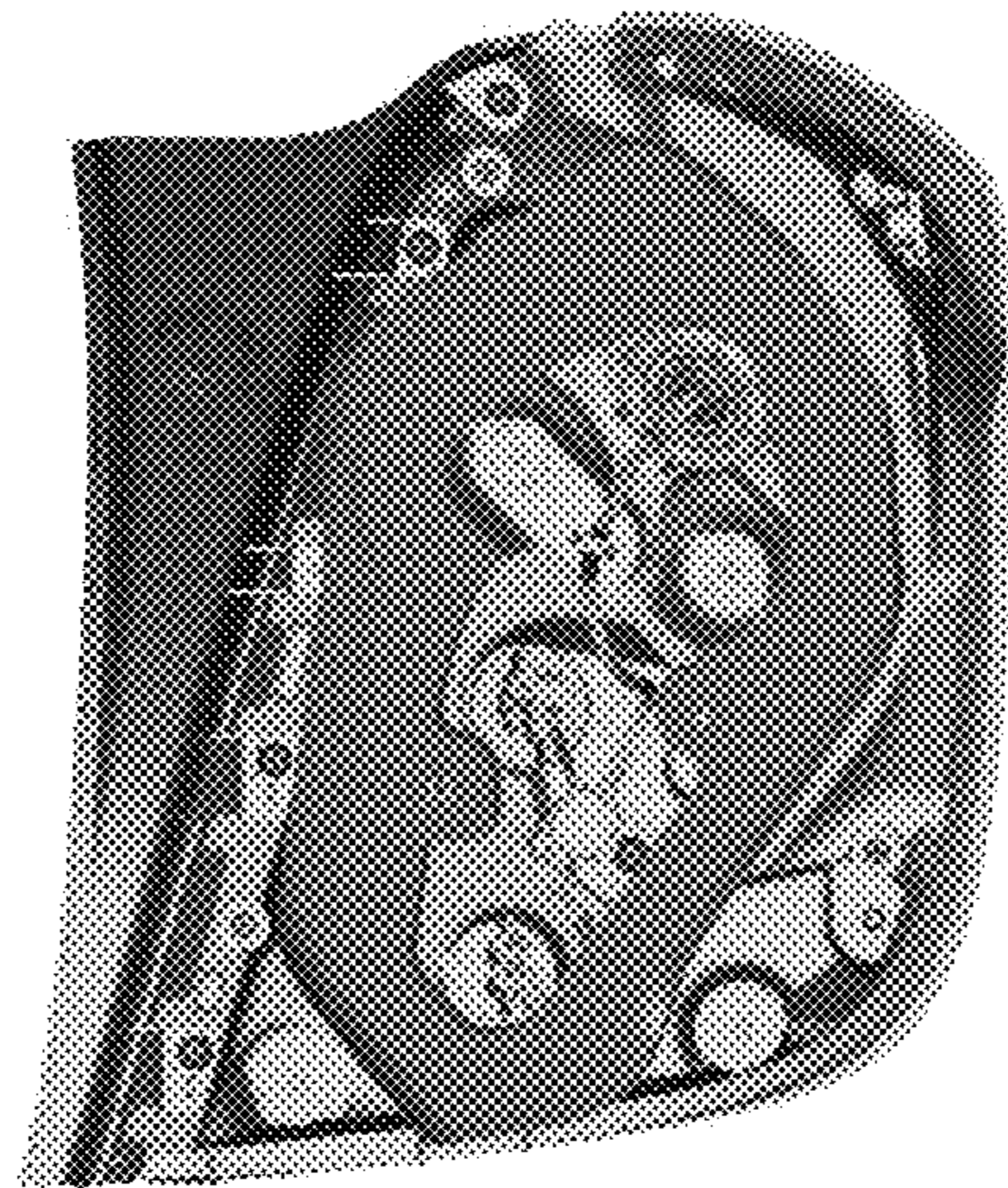


Fig. 3



**Fig. 4**





Fig. 5



**Fig. 6**




Fig. 7

