



US00D803425S

(12) **United States Design Patent**
Kim

(10) **Patent No.:** **US D803,425 S**
(45) **Date of Patent:** **** Nov. 21, 2017**

- (54) **TILE**
- (71) Applicant: **NOX CORPORATION**, Yesan-gun, Chungcheongnam-do (KR)
- (72) Inventor: **Jong Sup Kim**, Seoul (KR)
- (73) Assignee: **NOX CORPORATION**, Yesan-gun (KR)
- (**) Term: **15 Years**
- (21) Appl. No.: **29/578,570**
- (22) Filed: **Sep. 22, 2016**

(30) **Foreign Application Priority Data**

Apr. 21, 2016 (KR) 30-2016-0019124

- (51) **LOC (10) Cl.** **25-01**
- (52) **U.S. Cl.**
USPC **D25/150**

(58) **Field of Classification Search**

USPC D25/138-163, 58, 104; D5/5, 8, 43, 47, D5/58, 20, 44, 64, 49, 60; D6/597; D19/4, 28; 428/171, 364, 540
 CPC E04B 2001/2481; E04B 2001/2484; E04B 5/00; E04B 9/00; E04B 1/86; E04B 2001/1984; E04F 15/02; B44F 9/04; B44F 9/02; D21H 27/04; Y10T 428/31982; Y10T 428/31986; Y10T 428/31989; Y10T 428/24066; Y10T 428/24438; E04D 1/085; E04D 1/205; D06N 2211/066

See application file for complete search history.

(56) **References Cited**

U.S. PATENT DOCUMENTS

- 1,441,061 A * 1/1923 Cadmus E04C 2/12 144/332
- 2,187,203 A * 1/1940 Johnston E04D 1/265 52/316

- 2,877,588 A * 3/1959 Ernst B44C 3/005 427/262
 - 3,247,047 A * 4/1966 Buckley B44F 9/02 144/358
 - 3,498,870 A * 3/1970 Fritchey B32B 27/00 156/153
 - D355,494 S * 2/1995 Fenske D25/125
 - 6,041,836 A * 3/2000 Murai B27D 5/00 144/162.1
 - 7,001,016 B2 * 2/2006 Baxter B41J 3/4073 347/101
 - D653,776 S * 2/2012 Damen D25/138
- (Continued)

FOREIGN PATENT DOCUMENTS

- WO WO-D081992-019 * 3/2014
- WO WO-D081993-020 * 3/2014

Primary Examiner — Vy Koenig

Assistant Examiner — Kimberly Barnes

(74) *Attorney, Agent, or Firm* — Hauptman Ham, LLP

(57) **CLAIM**

I claim the ornamental design for a tile, as shown and described.

DESCRIPTION

The patent or application file contains at least one drawing executed in color. Copies of this patent or patent application publication with color drawing(s) will be provided by the Office upon request and payment of the necessary fee.

FIG. 1 is a perspective view of the tile showing the new design;



FIG. 2 is a front view thereof;

FIG. 3 is a rear view thereof;

FIG. 4 is a left side view thereof, the right side view being a mirror image; and,

FIG. 5 is a top view thereof, the bottom view being a mirror image.

1 Claim, 5 Drawing Sheets
(2 of 5 Drawing Sheet(s) Filed in Color)



(56)

References Cited

U.S. PATENT DOCUMENTS

2014/0072766 A1* 3/2014 Bennington B44F 9/02
428/151
2016/0193868 A1* 7/2016 Espe B30B 5/04
425/470
2017/0190156 A1* 7/2017 Lundblad B32B 21/14
2017/0197355 A1* 7/2017 Stoffel B29C 59/04

* cited by examiner

FIG. 1



FIG. 2




FIG. 3




FIG. 4



FIG. 5

