



US00D803407S

(12) **United States Design Patent**
Doblender et al.

(10) **Patent No.:** **US D803,407 S**

(45) **Date of Patent:** **** Nov. 21, 2017**

(54) **DENTURE PLATE**
(71) Applicant: **Ivoclar Vivadent AG**, Schaan (LI)
(72) Inventors: **Thomas Doblender**, Hergensweiler (DE); **Klaus Galehr**, Schlins (AT); **Christian Wörz**, Hörbranz (AT); **Frank Müller**, Feldkirch (AT)
(73) Assignee: **Ivoclar Vivadent AG**, Schaan (LI)
(**) Term: **15 Years**
(21) Appl. No.: **29/533,186**

D150,509 S * 8/1948 Myerson D24/181
2,874,487 A * 2/1959 Bloom A61C 19/10
206/232
2,985,961 A * 5/1961 Schwartz A61C 19/10
433/199.1
4,306,860 A * 12/1981 Janssen A61C 19/10
206/460
4,573,919 A * 3/1986 Sinkora A61C 13/00
433/140
5,782,632 A * 7/1998 Foser A61C 19/10
206/83
6,758,670 B2 * 7/2004 Egger A61C 19/10
206/83
D778,449 S * 2/2017 Ingemarsson-Matzen .. D24/181

* cited by examiner

(22) Filed: **Jul. 15, 2015**
(30) **Foreign Application Priority Data**

Primary Examiner — Wan Laymon
(74) *Attorney, Agent, or Firm* — Ann M. Knab; Thad McMurray

Jan. 23, 2015 (WO) 868 020 701
(51) **LOC (10) Cl.** **24-02**
(52) **U.S. Cl.**
USPC **D24/181**
(58) **Field of Classification Search**
USPC D24/176-182, 152, 155-156
CPC A61C 8/00; A61C 8/0095; A61C 7/08;
A61C 13/00; A61C 13/0001; A61C
13/0025; A61C 13/10; A61C 13/225;
A61C 13/34; A61C 13/2255; A61C 19/10
See application file for complete search history.

(57) **CLAIM**

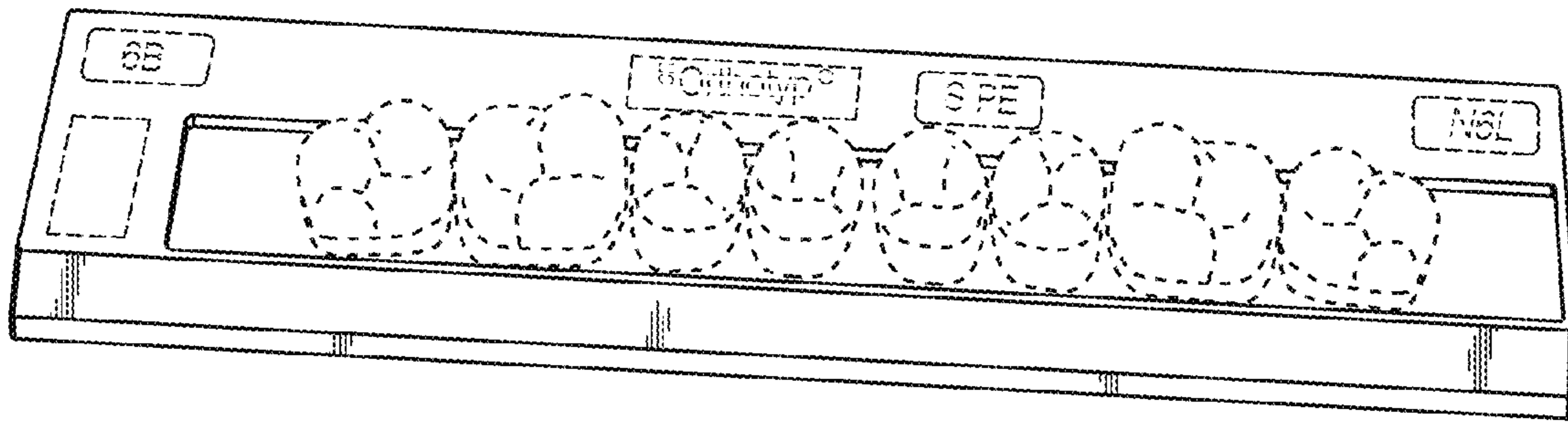
The ornamental design for a denture plate, as shown and described.

(56) **References Cited**
U.S. PATENT DOCUMENTS
2,269,780 A * 1/1942 Myerson A61C 19/10
D24/181
2,363,997 A * 11/1944 Rothman A61C 19/10
206/83

DESCRIPTION

FIG. 1 is a perspective front view of a denture plate without teeth, showing our new design
FIG. 2 is a front view of FIG. 1.
FIG. 3 is a rear view of FIG. 1.
FIG. 4 is a top plan view of FIG. 1.
FIG. 5 is a bottom plan view of FIG. 1.
FIG. 6 is a right side view of FIG. 1; and,
FIG. 7 is a left side view of FIG. 1.
The broken lines shown in the figures are included for the purpose of illustrating portions of the denture plate and form no part of the claimed design.

1 Claim, 6 Drawing Sheets



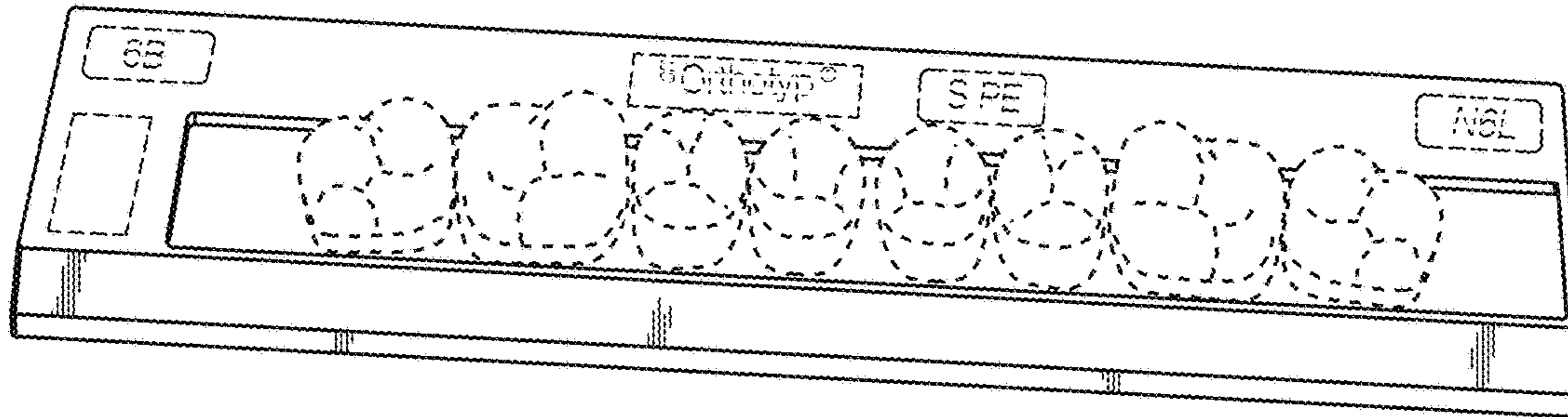


Fig. 1

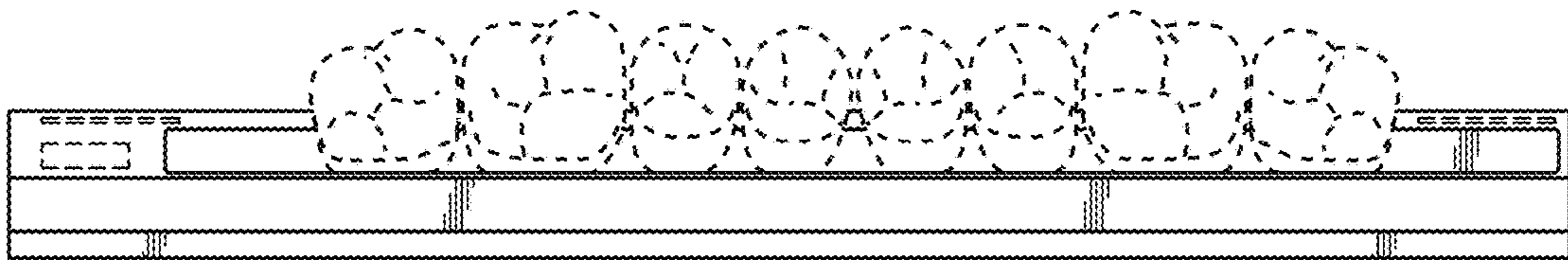


Fig. 2

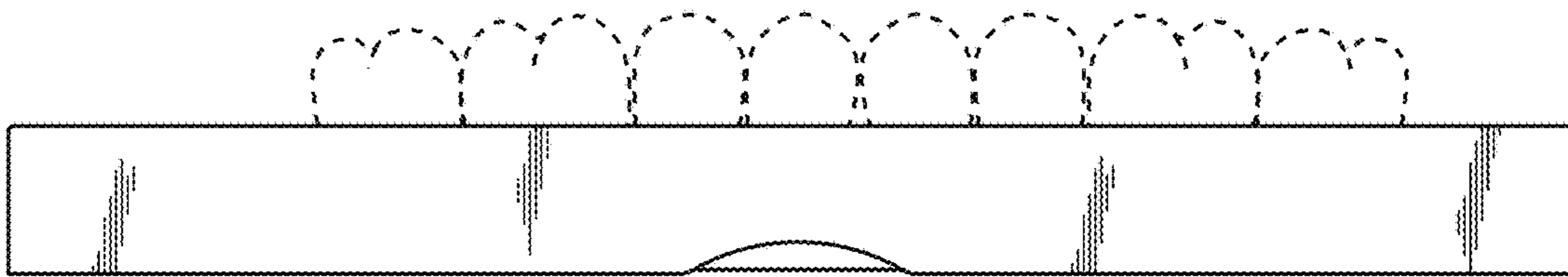


Fig. 3

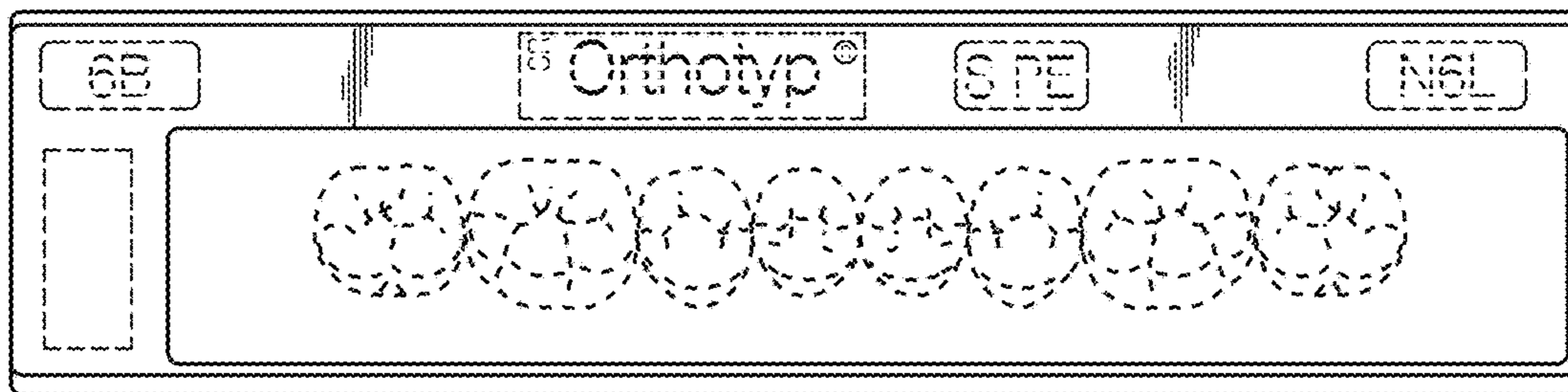


Fig. 4




Fig. 5




Fig. 6




Fig. 7