



US00D803402S

(12) **United States Design Patent** (10) **Patent No.:** **US D803,402 S**
Raven, III et al. (45) **Date of Patent:** **** Nov. 21, 2017**

(54) **HARP WRIST PLATE DESIGN**

(71) Applicant: **OsteoMed LLC**, Addison, TX (US)

(72) Inventors: **Raymond B. Raven, III**, Pasadena, CA (US); **Jonathan Tueting**, Madison, WI (US); **Dan A. Zlotolow**, Wyndmoor, PA (US); **Joseph Pepin**, Sachse, TX (US); **Luan Kadiasi**, Garland, TX (US); **Philip Roos**, Plano, TX (US); **Nicholas Monks**, Frisco, TX (US)

(73) Assignee: **OsteoMed LLC**, Addison, TX (US)

(**) Term: **15 Years**

(21) Appl. No.: **29/580,105**

(22) Filed: **Oct. 5, 2016**

(51) **LOC (10) Cl.** **24-02**

(52) **U.S. Cl.**

USPC **D24/155**

(58) **Field of Classification Search**

USPC D24/155-157

CPC A61B 17/8061; A61B 17/7059; A61B 17/8052; A61B 17/8605; A61B 17/8085; A61B 17/809; A61B 17/8014; A61B 17/8033; A61B 17/8004; A61B 17/888; A61B 17/842; A61B 17/8023; A61B 17/8009; A61B 17/86; A61B 17/1739; A61B 17/8066; A61B 17/1671; A61B 17/1757; A61B 17/8071; A61B 17/176; A61B 2017/1782; A61B 2017/1775

See application file for complete search history.

(56) **References Cited**

U.S. PATENT DOCUMENTS

D576,731 S * 9/2008 Strnad D24/155
D589,148 S * 3/2009 Strnad D24/155

D589,149 S * 3/2009 Strnad D24/155
D646,785 S * 10/2011 Milford D24/155
D664,253 S * 7/2012 Pech D24/155
D665,082 S * 8/2012 Milford D24/155
D700,334 S * 2/2014 Borostyankoi D24/155
2005/0085818 A1* 4/2005 Huebner A61B 17/1728
606/281
2005/0245931 A1* 11/2005 Orbay A61B 17/1728
606/291
2007/0088360 A1* 4/2007 Orbay A61B 17/8057
606/287
2008/0021477 A1* 1/2008 Strnad A61B 17/8033
606/287

* cited by examiner

Primary Examiner — Charles Hanson

(74) *Attorney, Agent, or Firm* — Norton Rose Fulbright US LLP

(57) **CLAIM**

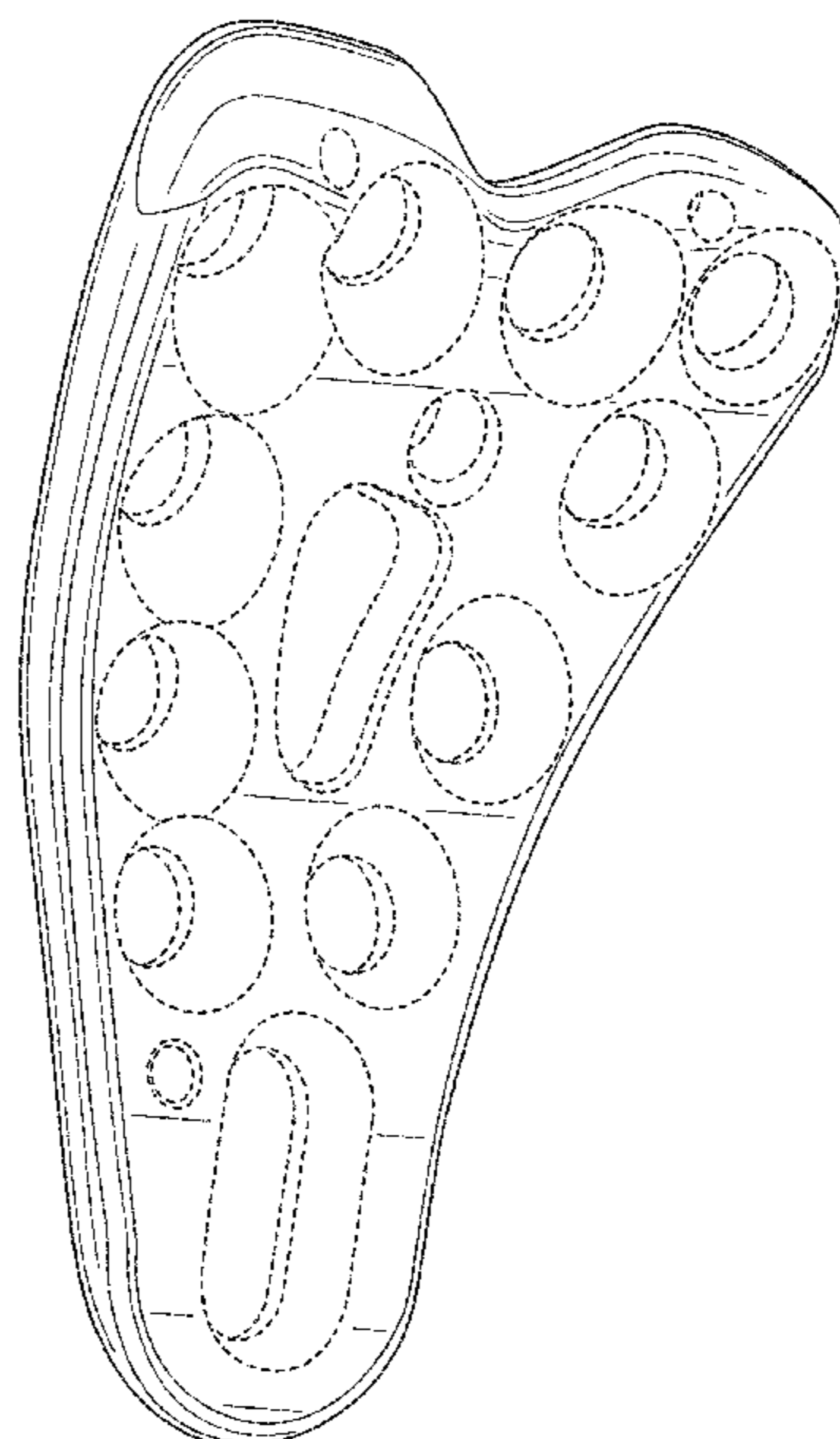
The ornamental design for an harp wrist plate design, as shown and described.

DESCRIPTION

FIG. 1 is a perspective view of the harp wrist plate design; FIG. 2 is a front view thereof; FIG. 3 is a rear view thereof; FIG. 4 is a right side view thereof; FIG. 5 is a left side view thereof; FIG. 6 is a top view thereof; and, FIG. 7 is a bottom view thereof.

The broken lines showing on the harp wrist plate design are for the purpose of illustrating environmental structure and form no part of the claimed design.

1 Claim, 5 Drawing Sheets



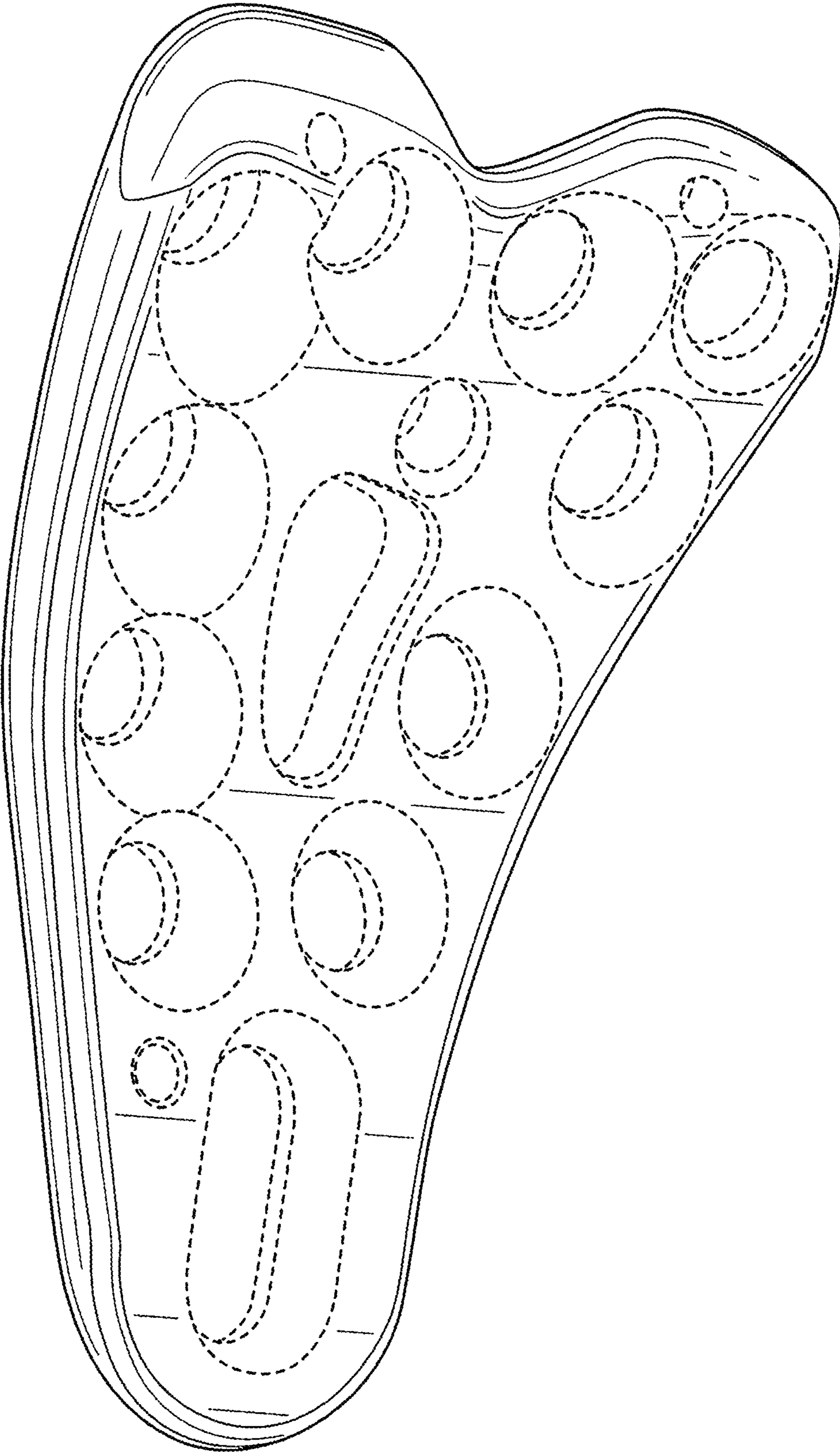


FIG. 1

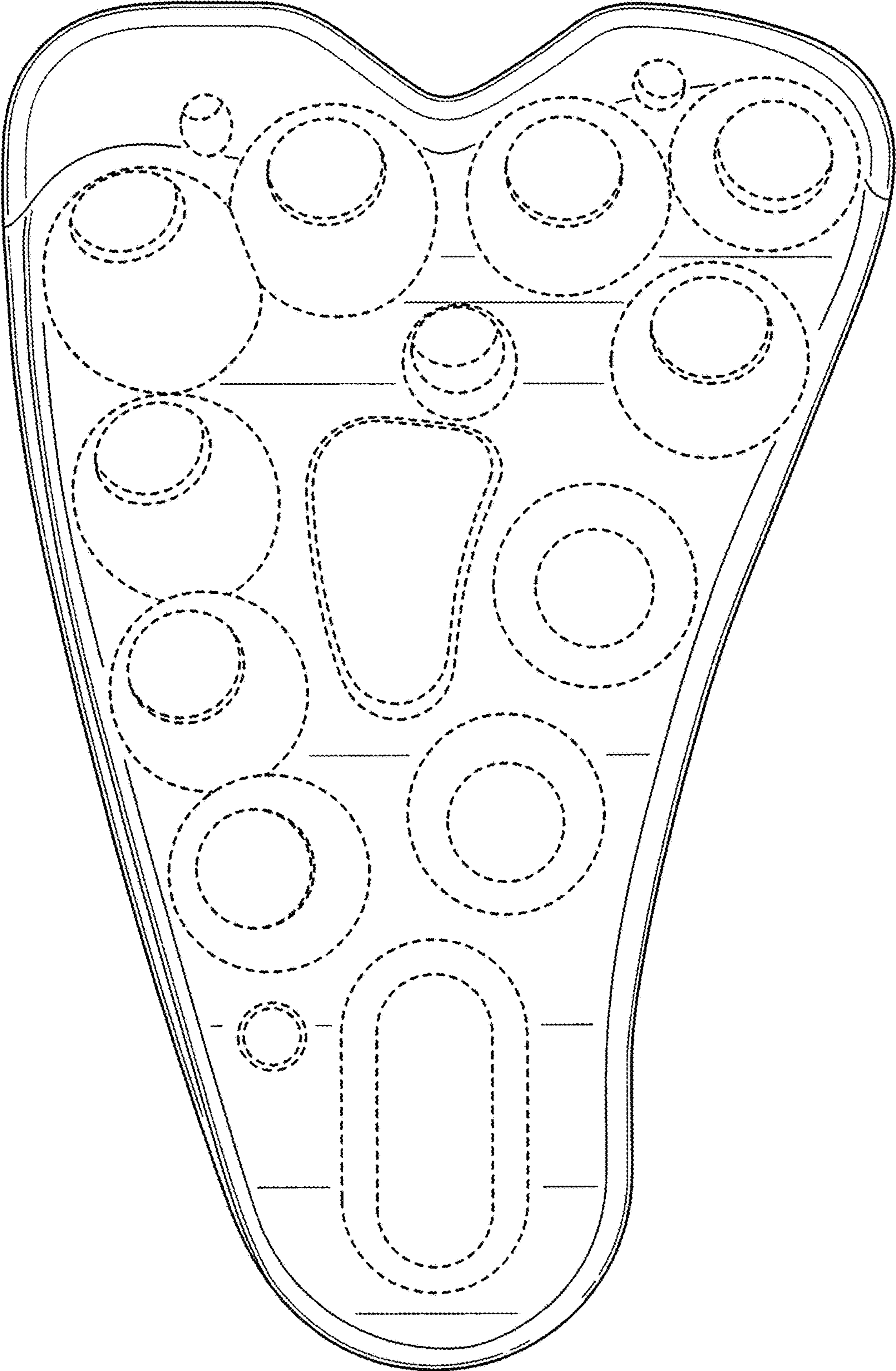


FIG. 2

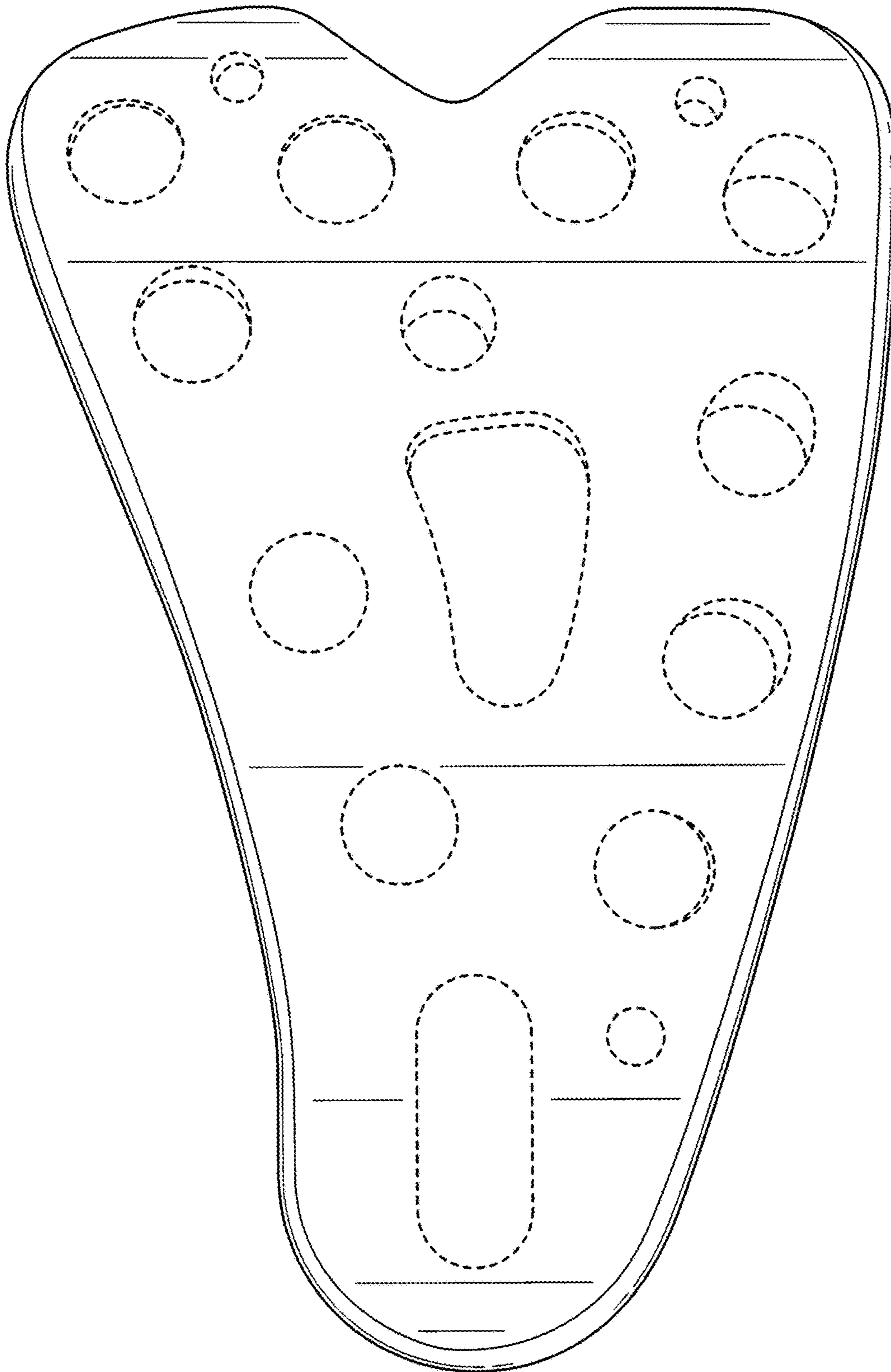


FIG. 3

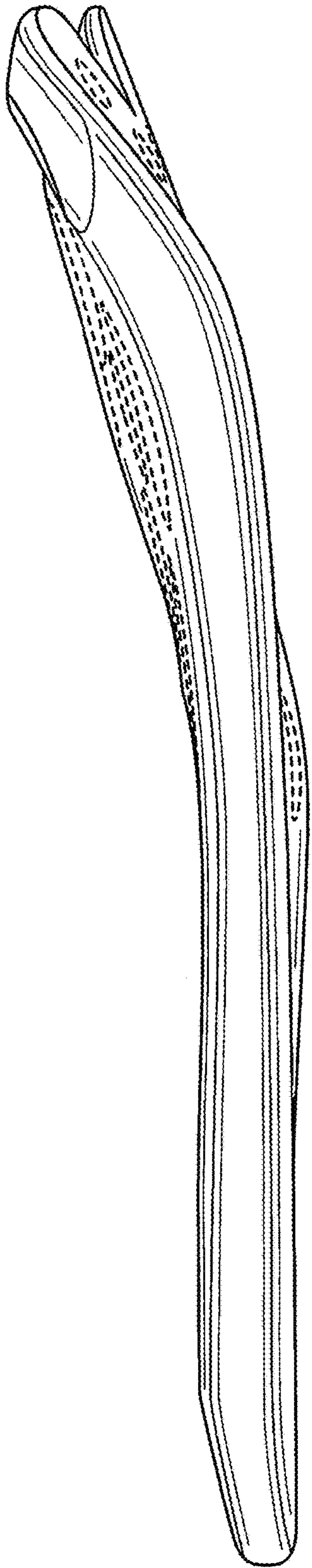


FIG. 4

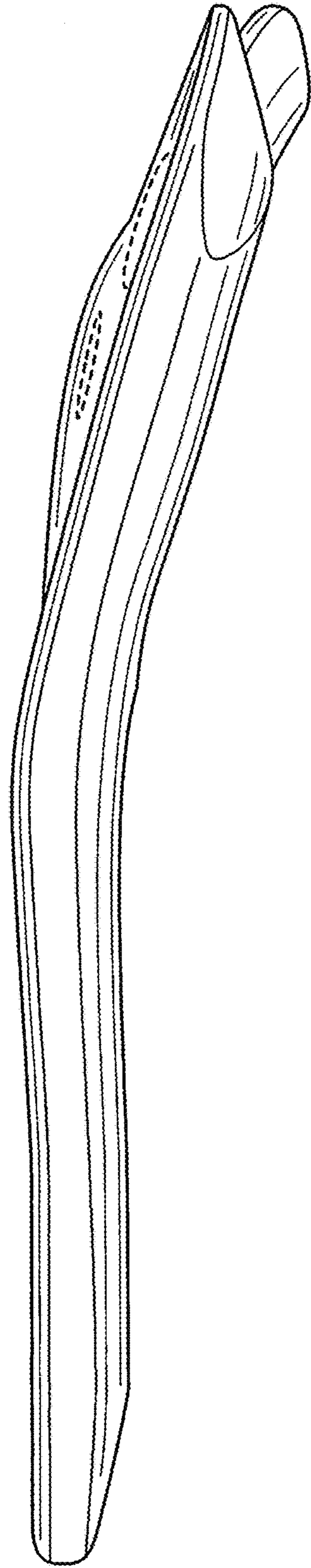


FIG. 5

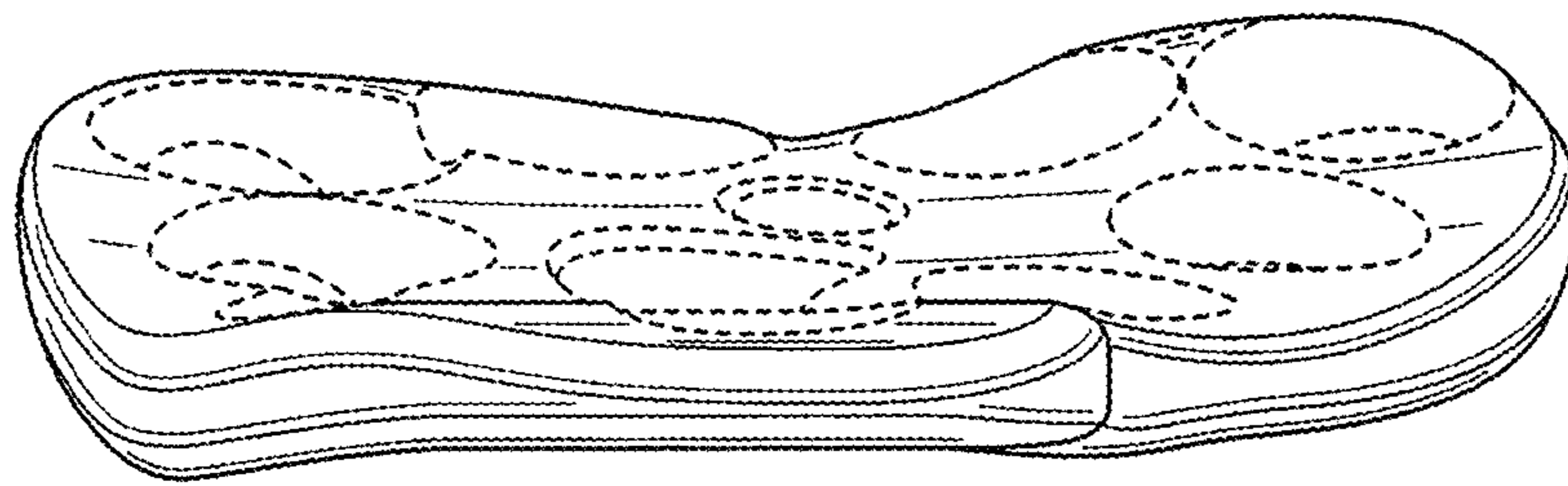


FIG. 6

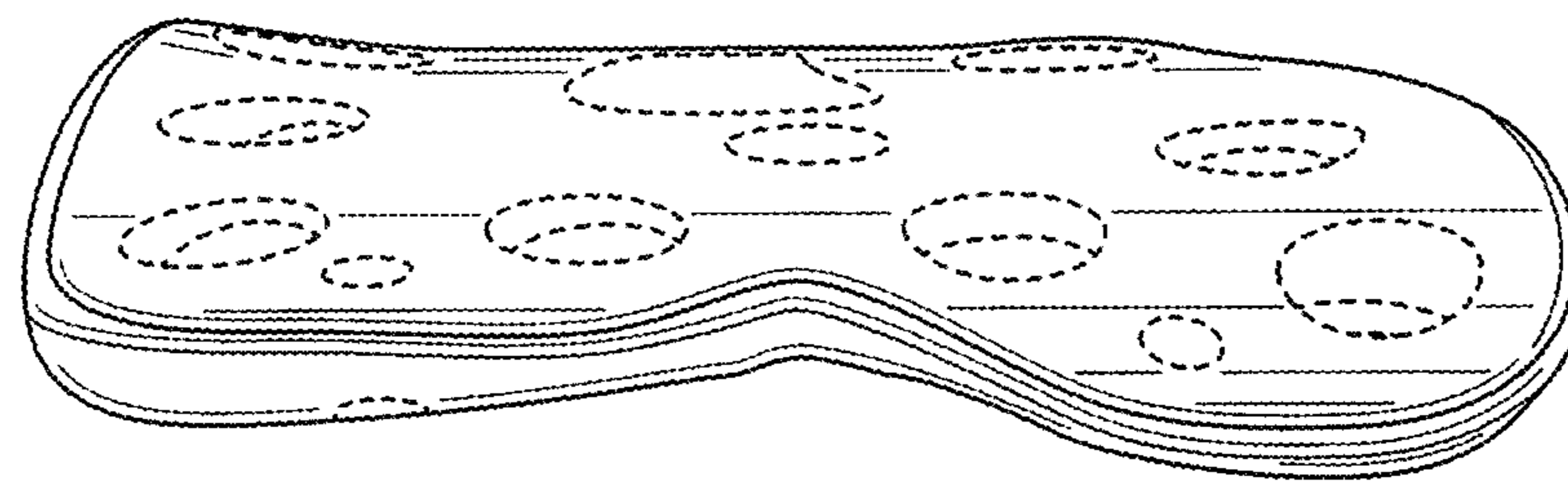


FIG. 7